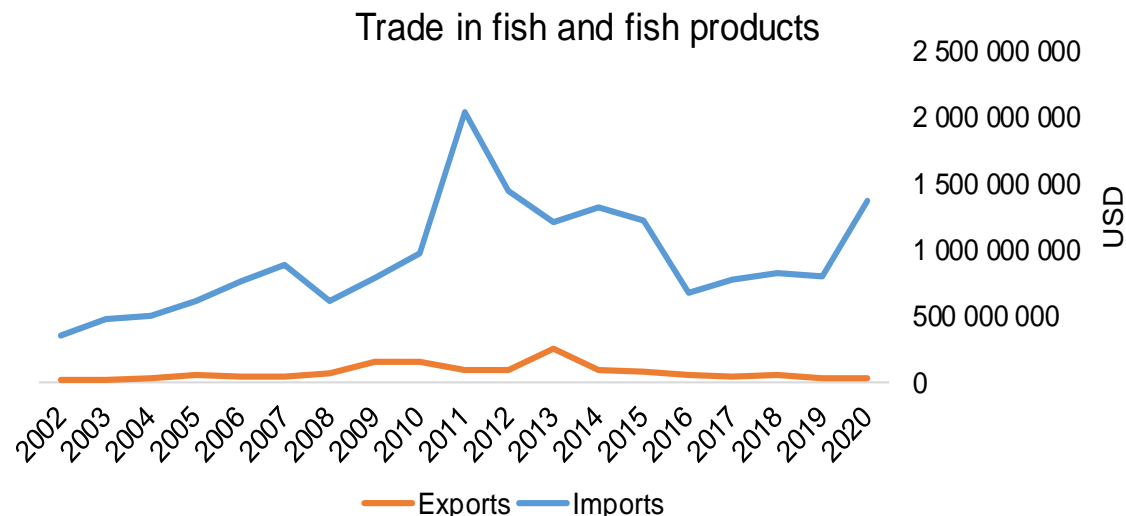




COUNTRY BRIEF

Population	Ease of doing business rank
206 140 000	131st
Length of coastline	Exclusive economic zone
3 122 km	164 054 km ²
Average GDP growth	GDP per capita
10.77%	USD 2 100



GDP from fisheries

0.83%

Fish available for consumption

9.1 kg/capita

Imports of fish and fish products - 2020

USD 1 370 221 140

Agricultural GDP from fisheries

3.26%

Fisheries and aquaculture production

Total 1 044 812 tonnes

Fisheries 75%

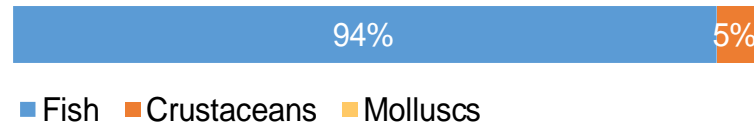
Aquaculture 25%

Exports of fish and fish products - 2020

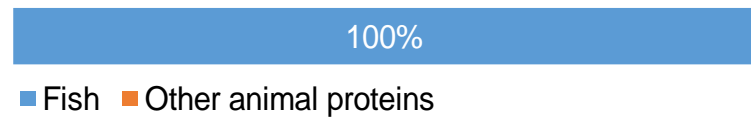
USD 30 055 650

Production and Trade Breakdown

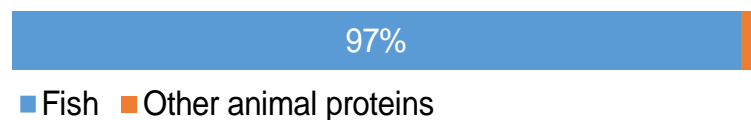
Production by volume



Imports by value



Exports by value



Production - Top 10 Species (Volume)

Rank	Species	Volume (Tonnes)
1 st	North African catfish	167 118
2 nd	Tilapias nei	82 010
3 rd	Marine fishes nei	52 567
4 th	Torpedo-shaped catfishes nei	50 330
5 th	Sardinellas nei	48 057
6 th	Cyprinids nei	42 997
7 th	Freshwater fishes nei	39 744
8 th	Bonga shad	39 603
9 th	Giant African threadfin	32 035
10 th	Bagrid catfish	31 919

Imports - Top 10 Products (Value)

			USD
1 st	Mackerel	frozen; excluding fillets, livers and roes HS 0303.54	243 062 510
2 nd	Herrings	frozen; excluding fillets, livers and roes HS 0303.51	180 089 630
3 rd	Blue whittings	frozen; excluding fillets, livers and roes HS 0303.68	171 598 430
4 th	Fish	frozen; excluding fillets, livers and roes HS 0303.69	137 346 610
5 th	Blue whittings	fresh or chilled; excluding fillets, livers and roes HS 0302.56	122 262 770
6 th	Fish heads, tails, maws	dried, smoked, salted or in brine HS 0305.72	103 600 860
7 th	Jack, horse mackerel	frozen; excluding fillets, livers and roes HS 0303.55	101 800 500
8 th	Mackerel	fresh or chilled; excluding fillets, livers and roes HS 0302.44	96 509 840
9 th	Jack, horse mackerel	fresh or chilled; excluding fillets, livers and roes HS 0302.45	44 472 090
10 th	Herrings	fresh or chilled; excluding fillets, livers and roes HS 0302.41	38 634 630

Exports - Top 10 Products (Value)


			USD
1 st	Shrimps, prawns	frozen HS 0306.17	14 792 880
2 nd	Rock lobster, other sea crawfish	frozen HS 0306.11	6 672 230
3 rd	Crustaceans, other than species in 0306	dried, smoked, salted or in brine, flours, meals, pellets HS 0306.99	3 898 760
4 th	Crustaceans	frozen; includes derivative flours, meals and pellets HS 0306.19	3 003 800
5 th	Shrimps, prawns	dried, smoked, salted or in brine HS 0306.95	896 270
6 th	Fish, other than species in 0304.5	fresh or chilled meat; excluding fillets, livers, roes HS 0304.59	504 210
7 th	Crustaceans	prepared or preserved HS 1605.40	162 000
8 th	Fish, other than species in 0303	frozen; excluding fillets, livers and roes HS 0303.89	106 960
9 th	Non-freshwater ornamental fish	live HS 0301.19	18 540

Established in 1984, GLOBEFISH is a multi-donor funded project in the Fisheries Division of the Food and Agriculture Organization of the United Nations (FAO), responsible for providing up-to-date market and trade information on fish and fish products.

[Visit our website](#)

[Subscribe to our newsletter](#) or [email us](#)

Recent Publications



[Globefish Highlights](#)

Our flagship publication, focused on prices and analysis of market trends covering a variety of major commodities. Released quarterly.



[Chinese Fish Price Report](#)

Comprehensive coverage of Chinese price trends, market information for commercially significant species, along with industry news and policy updates. Released quarterly.



[European Price Report](#)

Market and price analysis for fish and fish products in the European market. Released monthly.



This is the second edition of the GLOBEFISH Market Profiles produced for this country, and was made at the beginning of 2023.

These profiles are based on nationally reported data or information published by international agencies. As the profile is intended to reflect the most up to date information available, reporting years may vary between sections and commodities.

The designations employed and the presentation of material in this information product do not imply the expression of any opinion whatsoever on the part of FAO concerning the legal or constitutional status of any country, territory or sea area, or the delimitation of frontiers or boundaries.

The data herein presented is compiled by FAO staff at the time of its production, "as is" and "as available", and every effort is made to ensure, but not guarantee, their timeliness, accuracy and completeness. FAO assumes no responsibility for errors and omissions in the data provided. Users are, however, kindly asked to report any errors or deficiencies in this product to FAO GLOBEFISH (globefish@fao.org).

Please note

Re-exports and re-imports are not included. The term N/A has been used to indicate that information was not found in the indicated sources. The classification of fish and fish products as either processed or unprocessed is very broad and is intended for indicative purposes only.

[HS codes for fish and fish products](#)

International trade codes for fish and fish products in a user friendly format.



Sources and time periods:

-Fishing and aquaculture production (2020):
FAO's [Global Fishery and Aquaculture Production Statistics](#)

-Fish available for consumption (2017):
FAO's [Fishery and Aquaculture Statistics 2019](#)

-Population (2020), GDP Growth (2016-2020), GDP per Capita (2020):
IMF's [World Economic Outlook Databases](#)

-Imports, Exports and Share of Trade (2020):
FAO's [Global Fishery and Aquaculture Commodities Statistics](#)

-GDP, GDP from fisheries, GDP from agriculture (2020):
World Bank's [World Development Indicators](#),
OECD's [National Accounts Statistics](#) or
UNSD's [National Accounts](#)

-Ease of doing business (2020):
World Bank's [Ease of Doing Business](#) ranking

-Length of Coastline, Exclusive Economic Zone, Exclusive Fishing Zone (2003):
UNEP's [Global Environment Outlook](#)

[GLOBEFISH](#)

Explore more market information on the GLOBEFISH website



[European Price Dashboard](#)

Hundreds of prices, updated every Monday

