



GLOBEFISH

EUROPEAN PRICE REPORT

Issue 03/2013
March 2013

*The **European Fish Price Report**, based on information supplied by industry correspondents, aims to provide guidance on broad price trends. Price information is indicative and should be used only for forecasting medium- and long-term trends.
FAO is not responsible for any errors or omissions.*

INDEX FOR PRICES

Groundfish	9
Flatfish	9
Tuna	10
Small Pelagics	11
Cephalopods	11
Crustaceans	12
Bivalves	13
Salmon	14
Trout	14
Freshwater fish	14
Non Traditional Species	15
Seabass-Seabream-Meagre	16



LATEST TRENDS

8th North Atlantic Seafood Forum sees seafood executives debate sustainability and sector outlook

The North Atlantic Seafood Forum (NASF) took place in Bergen, Norway earlier this month gathering a record 625 seafood executives mostly from Europe but with good participation from North and South America, and from Africa. The salmon, whitefish and small pelagic industries in particular were well represented together with fishmeal and fish oil producers and the major feed companies. The presence of the leading European retailers and the ecolabelling standard holders in both capture fisheries and aquaculture guaranteed a strong focus on sustainability in addition to market and supply outlooks. Clear and correct messages to consumers and the role of communication were underlined by many participants as vital in the successful development of the sector. The next NASF will take place in Bergen March 2014.

Protection of Endangered Sharks, Rays and Sawfish adopted by CITES

The Sixteenth meeting of the Conference of the Parties (CoP 16) of the Convention on International Trade in Endangered Species of Wild Fauna and Flora (CITES) was held in Bangkok from 3 to 14 March 2013. The species relevant to fisheries proposed for listing were the oceanic whitetip shark, three species of hammerhead shark, porbeagle shark, two species of manta ray, two species of freshwater stingray from South America and a freshwater sawfish.



This included proposals to list certain shark species on Appendix II that had been defeated at a previous Conference of the Parties in 2010. Proposals to list the oceanic whitetip shark, scalloped hammerhead shark (3 species, two of which were proposed as look-alike species), and porbeagle shark had been endorsed by an independent FAO Expert Panel convened in Rome in December 2012. The Plenary session of CoP 16 adopted the recommendations for Appendix II listing of these shark species, as well as those for the two species of manta ray. However, the proposal to list the freshwater stingrays was rejected. Freshwater sawfish was also moved from Appendix II to Appendix I, a listing of species that are most endangered and threatened with extinction as well as being banned from international trade.

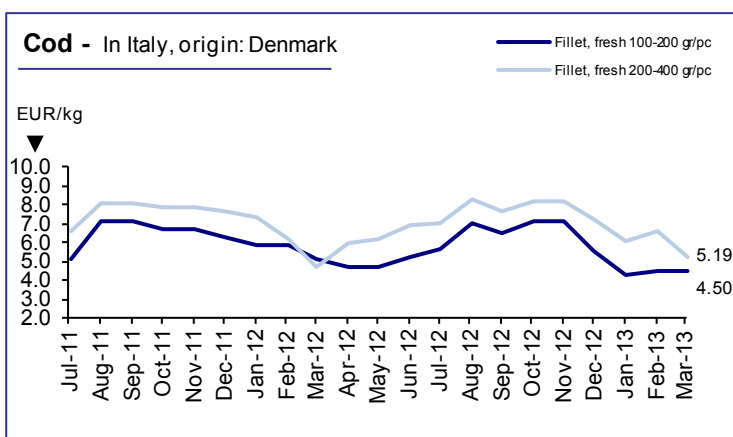
Listing these sharks in Appendix II means that evidence will be required that they are harvested sustainably and legally in order to obtain CITES permits for international trade. Listing of marine species on CITES Appendices does not prevent domestic consumption, and, they may remain as a source of livelihood for local fishing communities.

GROUND FISH

The Barents Sea cod market is very difficult at the moment. Fishing activities are reported not to be profitable at the price that the market is offering.

The value of exports of fresh and frozen Norwegian cod increased significantly at the beginning of this year. The European Union is the main market for Norwegian cod and exports to the eurozone showed a 16% increase this year.

On the contrary, Norwegian exports of clipfish and salted fish decreased somewhat in February. Portugal remains the biggest importing market.

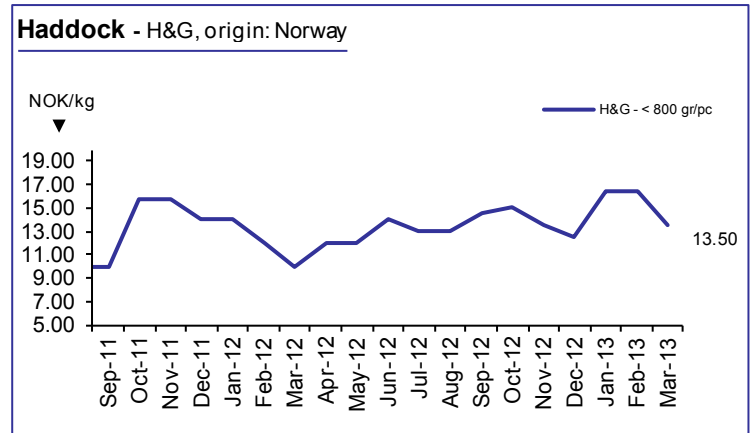
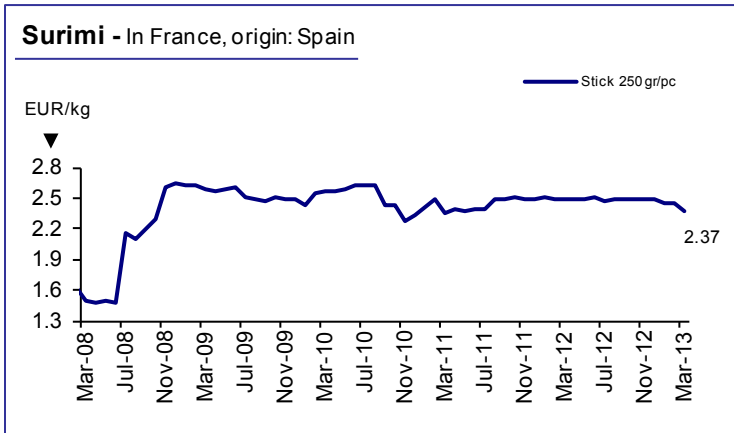


One Icelandic fishing company says that the cod they have been catching in the last month are five to six kilos in weight, but unfortunately the market prefers smaller sized fish, which are more convenient for producing boneless, skinless fillets.

Spanish fishermen catching Arctic cod will benefit from an additional 238 tonnes under the Fisheries Agreement between the EU and Norway. The EU Member States have access to Norwegian fishery grounds in exchange for granting the country fishing opportunities for certain species in EU waters. According to the Spanish authority, the new increase was decided after finding stocks had improved in European waters. This situation allowed the EU executive to provide fishing opportunities to compensate for the Norwegian supply, which not only affects Arctic cod but also includes additional catch possibilities for the European fleets catching haddock, flounder in the North Sea and ling in the North Sea.

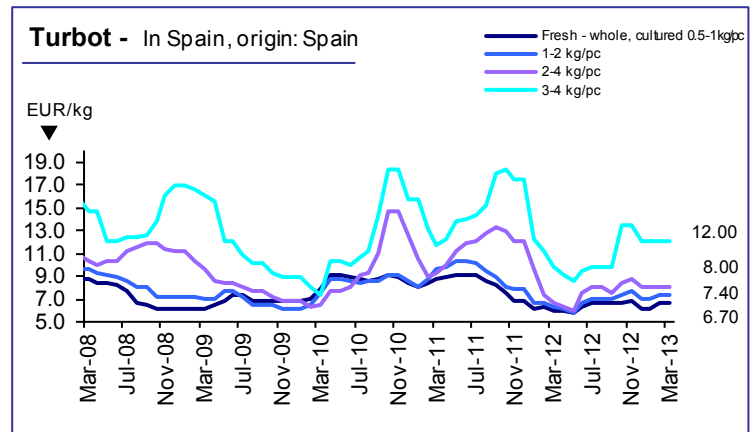
Russia caught 1.7 million tonnes of Alaska pollock in 2012, according to the Russian Pollock Catchers Association. This corresponds to a 2.8% increase compared with 2011 catches.

Surimi prices are on a downward trend. Demand for raw material is low as a consequence of economic difficulties and is also influenced by currency exchange rates.



FLATFISH

In Spain, turbot prices remained stable in February as demand has been rather poor. Nevertheless, a shortage of fish from some farmers is more and more evident and therefore prices should begin to rise soon.



TUNA

Purse seiners working in the **Western and Central Pacific** continue to experience poor catching conditions, pushing skipjack prices to USD 2 230, up from last month's price of USD 2 100 per tonne CFR Bangkok. Some skipjack has already been sold for end of March delivery at USD 2 300.

In the **Eastern Pacific**, fishing remains good, especially in Peru and Ecuador. Skipjack prices have remained stable at USD 2 200 ex vessel Manta, Ecuador, although an increase is expected in the coming weeks.

Spanish purse seiners in the **Indian Ocean** have experienced improved fishing and an overall lowering of prices. Yellowfin prices, 10kg and up, have dropped hesitantly to EUR 2 200 ex vessel Seychelles. Skipjack prices, instead, have decreased to EUR 1 680 FOB Seychelles from last month.

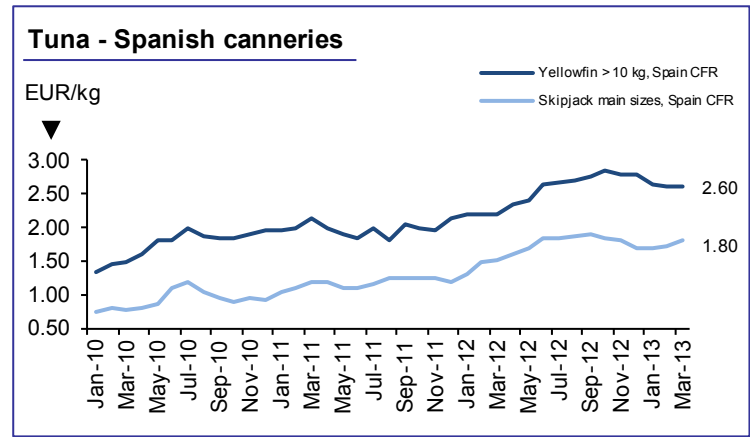
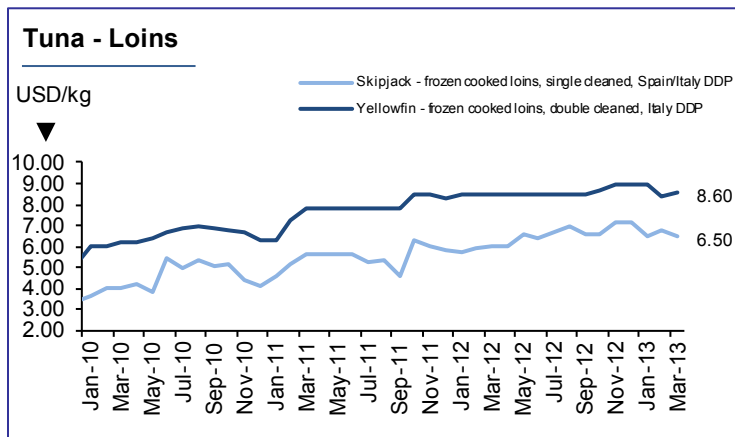
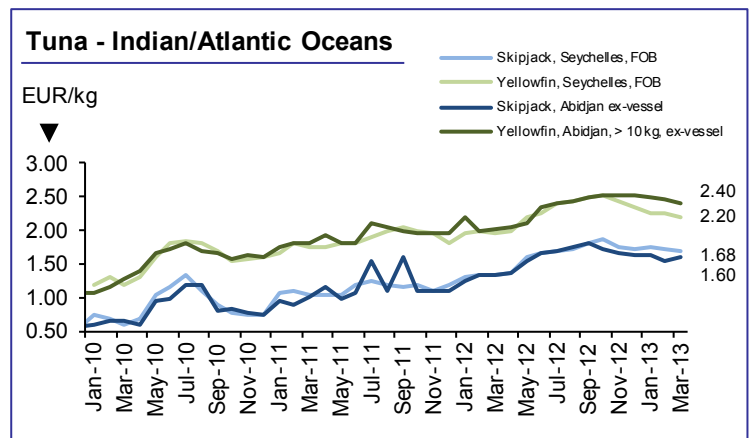
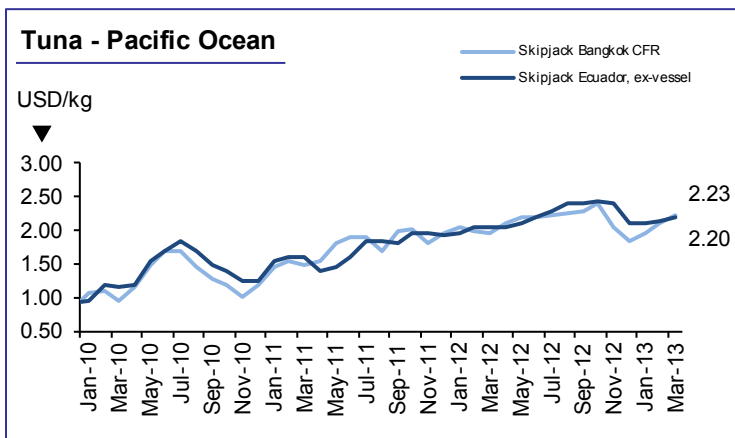
Fishing in the **Atlantic Ocean**, while improving, has remained relatively poor despite the reopening of the ICCAT FAD Fishing Exclusion Zone on 28 February. Fishing is

expected to improve further but at the moment the price of skipjack is firm at EUR 1 600 ex vessel in Abidjan. Yellowfin is at EUR 2 400 ex vessel Abidjan.

Recent increased scrutiny by the **EU** authorities of catch certificates for imports of tuna and tuna products from West African countries has resulted in delays and rejections of some shipments. This interruption in shipment volumes is expected to reduce demand for raw material in West Africa and cause importers to look elsewhere to satisfy their production requirements, at least in the short term.

Yellowfin in Italy and Spain is being traded at EUR 2 600, the same as last month, whereas skipjack prices have climbed back to EUR 1 800 CFR Spain.

As of 6 March, 14 575 tonnes of cooked and frozen tuna loins have entered the EU under the 2013 zero duty quota of 22 000 tons.



SMALL PELAGICS

On 4 March, in view of Spain overfishing its mackerel quota in 2009, the European Commission decided to implement a deduction scheme for future Spanish quotas. Following a detailed investigation, Spain is to pay back a total of 65 429 tonnes of mackerel over 11 years, i.e. by 2023. This scheme tries to balance both the environmental and socio-economic aspects of the fishery. The Commissioner for Maritime Affairs and Fisheries said: "Enforcement of fisheries rules is the flipside of sustainability. When overshooting happens, the damage done to the stocks must be

repaired. This should happen, whenever possible, without ruining fishermen, in particular those who complied with the rules".

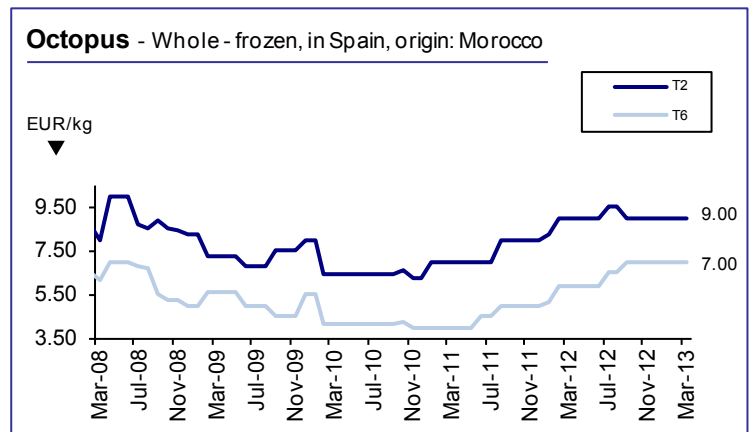
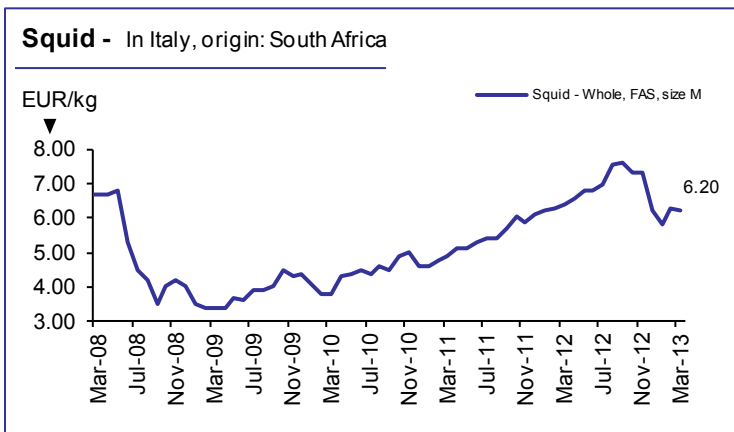
The value of exports of Norwegian herring and mackerel decreased sharply in February. According to the Norwegian Seafood Council, the downturn is largely attributable to lower quotas for both herring and mackerel in 2013. This is compounded by the fact that Norwegian pelagic fish are fetching prices on the international markets that are down compared with last year. The situation is unusual because both quotas and prices are lower. The increased supplies of herring and mackerel from competing nations are part of the reason, and so far this year the competition has contributed to somewhat sluggish sales of Norwegian pelagic fish.

In **Norway**, latest (week 11) blue whiting catch figures indicate a total amount of 139 225 tonnes caught from the 189 132 tonne quota, of which 27 827 tonnes is for human consumption and the remainder is for fish oil and fishmeal production in Norway, UK, Denmark and Faroe Islands. As the Norwegian quota had been exceeded slightly, Barents Sea capelin fishing was stopped on 11 March with the season's total at 120 911 tonnes compared with a quota of 119 000 tonnes, of which 63 618 tonnes went for fish oil and fishmeal, all in Norway.

Capelin fishing has been good in **Iceland** in recent weeks and producers are fairly optimistic they will complete the quota of 461 924 tonnes before the end of the season.

EU and Norway agreed recently on the 2013 TAC for sand eel in EU waters. It was set at 286 424 tonnes, with 249 000 tonnes allocated to **Denmark**. In addition, Norway has declared a 20 000 tonnes quota in the Norwegian Economic Zone, reaching a total EU/Norwegian TAC of 306 424 tonnes against ICES' advice for a maximum of 322 460 tonnes. Norway will undertake further research in the Norwegian economic zone during April/May and could possibly increase their quota. The Danish industry is now pressing to have all the formalities cleared officially by Brussels/EU, to be able to start fishing from 1 April.

CEPHALOPODS

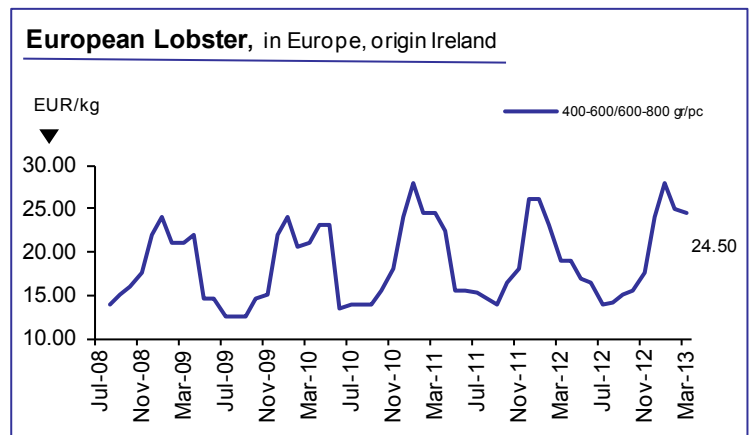
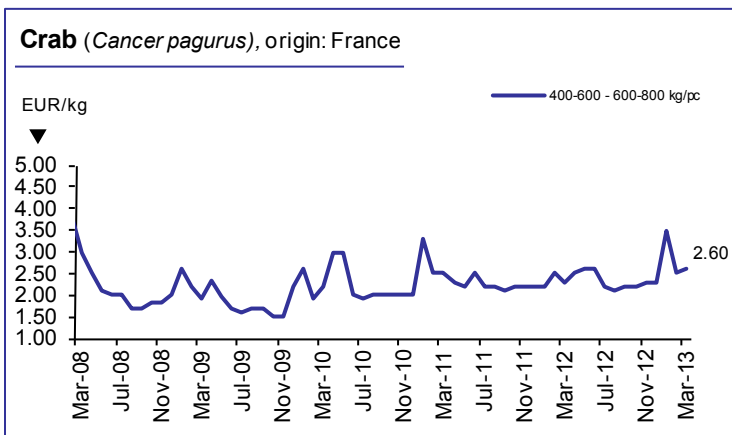


In South Africa, water temperatures off the south coast remain very high, and despite cooler water inshore, the squid have still not made an appearance. Stocks are low, but the depressed markets of Spain and Italy cannot take higher prices, which this

month remain stable to slightly decreasing. Eggs are not in evidence in the spawning areas, creating deep concern in the industry.

The European Union has decided to resume imports of seafood from Pakistan, starting from 12 March. This will be another step forward in EU-Pakistan relations. The decision puts an end to a six-year voluntary ban of exports of fishery products to the EU by the Maritime Fisheries Department of Pakistan. The voluntary ban imposed by the competent Pakistani authority was the result of the EU Food and Veterinary Office identifying serious deficiencies in the official control system for seafood, including the traceability and hygiene at various stages of the industrial process. Two processors have already received the green light to send consignments to the EU and will now be able to export their PUD pink and brown shrimp, **squid** and **cuttlefish** to the EU. Before the ban was imposed, Pakistan's fish exports to Europe represented around 23% of its total fish exports.

CRUSTACEANS



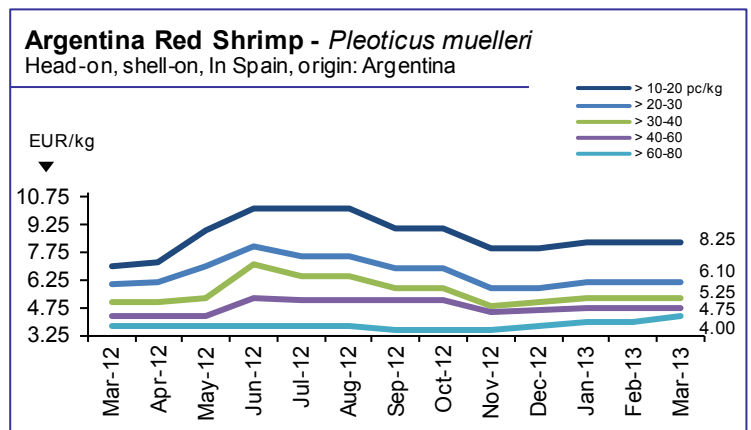
Norway lobster and American lobster are still in the off-season. However, prices for the new Canadian lobster season are not expected to increase in the light of abundant availability and on-going economic woes.

Landings for European lobster have decreased and the market is relatively quiet.

Crab prices are reported to be higher than in previous years, reflecting good overall demand. This may indicate that demand for the processed product, such as crab meat, is growing but also that interest in emerging markets, where exports from Europe have risen significantly (for example in China, Japan and Hong Kong SAR), is increasing.

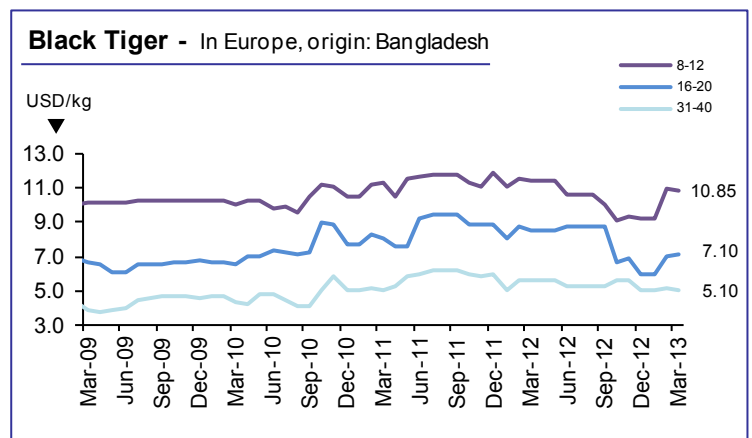
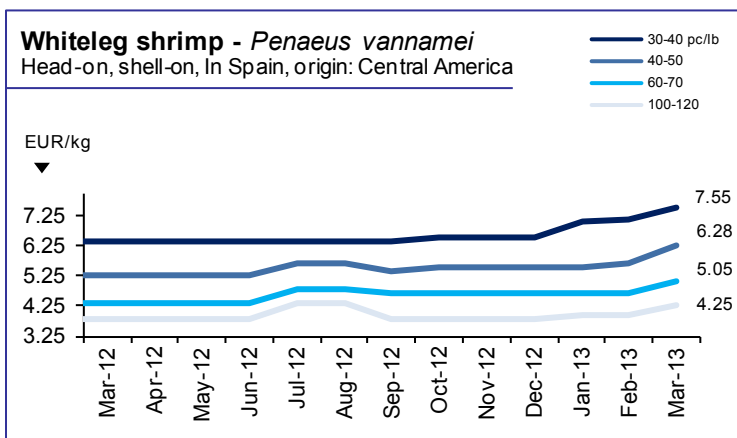
Shrimp

Lower exports of Argentine red shrimp to Japan earlier this year coupled with low stocks in Spain have led to an increase in exports from Argentina to the Spanish market at the beginning of this year. The market is presently cautious, waiting for the possible opening of the *Pleoticus muelleri* fishing season



in Chubut provincial waters and consequent catching results. These factors are giving relative stability to prices this month. The current trend at destinations is to avoid building up too much stock but to balance imported volumes according to demand.

From January 2014, Argentinean imports to the EU will be taxed at 12% instead of the current rate of 4.5%; this is according to the EU's new Generalized System of Preferences. Argentinean authorities are working on this issue. However, should no alternative agreement be reached between Argentina and EU, the new rate may have important consequences on red shrimp exports to the major traditional markets of Spain and Italy. In 2012, Argentina exported 77 946 tonnes of Argentine red shrimp of which 56% went to Spain, 18% to Japan and 16% to Italy. In total, exports to the EU represented 72% of total exports. Next year, new taxes will most likely lead to an increase in prices to the EU market. Presently Argentine red shrimp is a less expensive alternative to vannamei for the European consumer. The average export unit value of *Pleoticus muelleri* in 2012 was USD 6.1/kg.

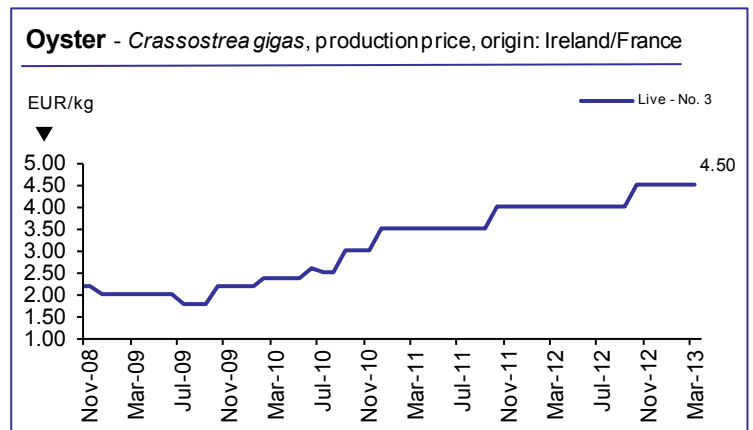


Vannamei shrimp prices continue to increase and this month are at record high levels. Indeed, during the last two weeks prices were up at an average of 0.25 cents per kilo. Offers remain very limited, a situation that is expected to continue until early June.

In Asia availability of vannamei continues to be very limited. In Indonesia our correspondent reports that this situation is expected to last until May-June this year. The presence of long-term contracts that have already been agreed between packers and importing markets is making the competition more difficult.

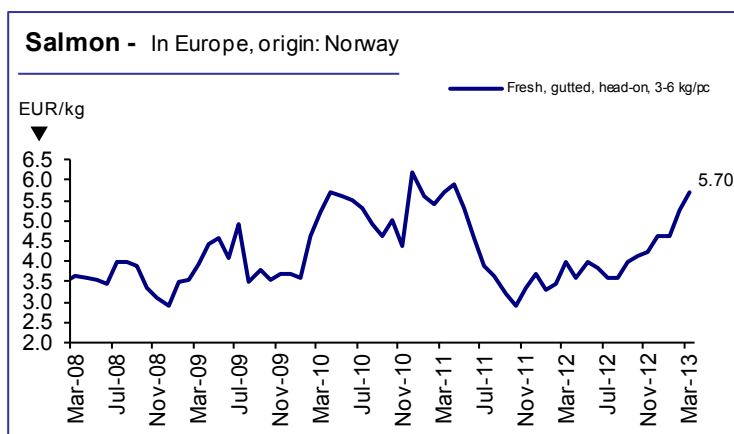
BIVALVES

The French shellfish market is quiet as is normal for this time of year. The next seasonal peak will come at the end of this month with the Easter holiday. The French Bouchot season is coming to an exceptionally late end (in early March) on the French market and is being replaced mainly by rope mussels from Ireland. The Dutch bottom mussel season is also expected to decline this month. Oyster prices remain strong because of limited supply and in spite of quiet markets.



SALMON

Farmed salmon prices are continuing their upward rise with tight supplies in both Europe and Chile. The situation is expected to continue for some months until warmer water temperatures in Norway boost growth and enable the new production to reach market size during early summer. Norwegian salmon exports in February reached NOK 2.5 billion, 20% higher than February 2012.



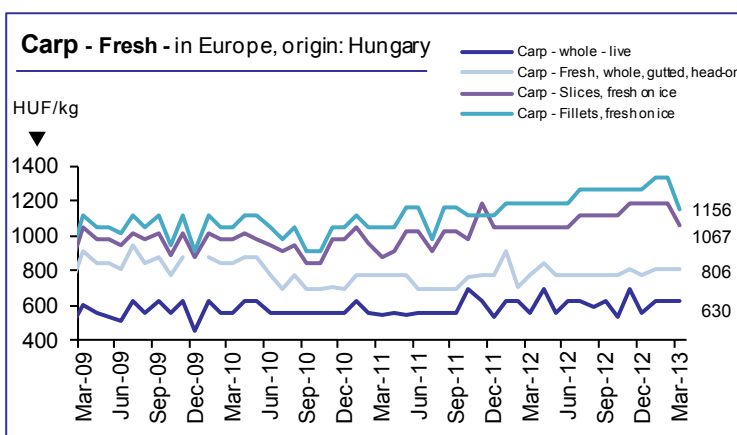
The EU markets increased volumes purchased by 3% with Poland and the UK showing strong growth. The high prices though caused a drop in exports in February to eastern Europe and Asia of more than 20%.

The average price for fresh whole Norwegian salmon in February was almost NOK 38 per kg, the highest level since May 2011. Although the quotations for Norwegian Atlantic salmon are high, those for Scottish salmon are even higher. In the French market, Scottish salmon now fetch price premiums of around 15%.

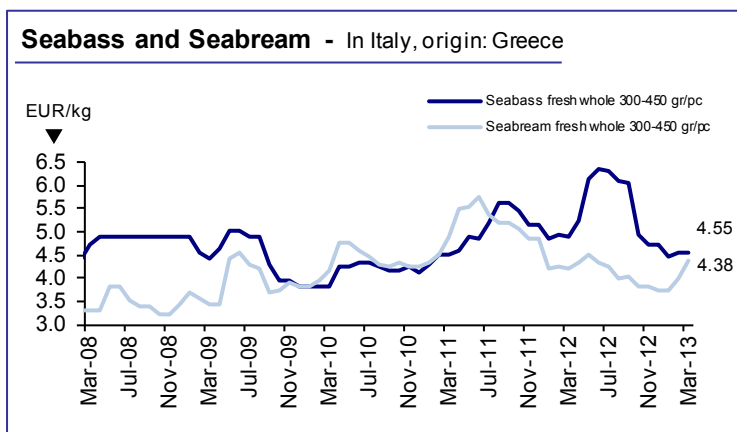
TROUT/ FRESHWATER FISH

Norwegian trout exports in February were up 28% compared with the same month in 2012 reaching 9 900 tonnes. Average prices were up 9% at NOK 34.64/kilo.

Despite Easter is getting closer, no tangible changes are observed in the Hungarian freshwater market yet, apart from small sales of some processed common carp products.



SEABASS/SEABREAM/MEAGRE



Bream prices remain on the positive upward trend initiated in February and look set to overtake the more stable bass quotations shortly. Demand is still uncertain but the relatively low prices help move volumes. Prices for both bass and bream are likely to firm somewhat further over the next few months.

Fish Species Trade Name	Product Form	Grading	Price per kg			Reference & Area	Origin
			As stated	EUR	USD		
GROUND FISH							March 2013
Cod/Cabillaud, Morue/ Bacalao <i>Gadus morhua</i>	Fresh gutted		1.31	1.71	-	Poland FOB	Baltic Sea
	Minced frozen (for baby food)		2.35	3.05	=	France DDP	Norway
	Fresh - fillet	100-200 gr/pc 200-400	4.50	5.85	-	Italy CPT	Denmark
	Fresh - Whole	1-2 kg/pc 2-4	5.14	6.68	+		
	Stockfish (soaked)		5.29	6.88	+		
		5.57	7.24	+	Norway		
Hake/Merlu/Merluza <i>Merluccius capensis</i> <i>Merluccius productus</i>	Minced block		1.58	2.05	=	Namibia FOB for Spanish market	Namibia
	Fillet, PBO		2.65	3.45	=	France CFR	USA
	Minced block		1.42	1.85	=	Spain CIF	Spain
	H&G - interleaved		1.95	2.53	*		
Hoki - Grenadier/ Grenadier/Merluza <i>Macrurus magellanicus</i>	Block		2.15	2.79	=	FCA	Chile
	Block - PBO		3.80	4.94	=	CIF	Argentina
<i>Macrurus</i> <i>Novaezelandiae</i>	H&G - interleaved	300-600 gr/pc	1.80	2.34		FAC	Spain
	Pieces block		2.42	3.15	=	CIF	New Zealand
	Fillet block		2.00	2.60	-		
Alaska pollack/Lieu de l'Alaska/Colin de Alaska <i>Theragra chalcogramma</i>	Fillet block		2.67	3.47	*	CFR	Spain
	Fillet IQF	2-4 oz	No quotations			France DDP	China
Surimi (Alaska pollack)	Stick - Paprika	250 gr/pc	2.37	3.08	-	CFR	Spain
Saithe/Lieu noir/ Carbonero (Pollock, Coley) <i>Pollachius virens</i>	Frozen - block, fillet, skinless, boneless	16.5 lb	No quotations			Europe DAP	Norway
Monkfish/Baudroie/ Rape <i>Lophius spp.</i>	Fresh - Tail	0.3-0.5 kg/pc	10.81	14.05	-	Italy CPT	UK
		0.5-1	11.49	14.93	+		
		1-2	11.48	14.92	+		
		> 2	12.19	15.84	-		
	Fresh - whole	0.6-0.7 kg/pc	4.98	6.47	+	France	
		0.5-1 kg/pc	5.70	7.41	=		
1-2		6.35	8.25	+			
Tails, skin-off, IWP	100-250 gr/pc	6.00	7.80		Spain DDP	Namibia	
	250-500	8.25	10.72				
	500-1000	9.25	12.02				
	> 1000	9.75	12.67				
Haddock/Eglefin/Eglofino <i>Melanogrammus aeglefinus</i>	H&G	< 0.8 kg/pc	NOK 13.50	1.81	2.35	-	Norway FCA Norway
FLAT FISH							March 2013
Turbot/Rodaballo <i>Psetta maxima</i>	Fresh - whole cultured	0.5-1 kg/pc	6.70	8.71	=	Spain CIF	Spain
		1-2	7.40	9.62	=		
		2-3	8.00	10.40	=		
		3-4	12.00	15.60	=		
	Fresh - whole wild	0.5-1 kg/pc	12.70	16.51	+	Netherlands	
		1-2	16.20	21.05	-		
		2-3	18.20	23.65	-		
	3-4	22.70	29.50	-			
	4-6	25.20	32.75	-			
	> 6	27.70	36.00	-			

Fish Species Trade Name	Product Form	Grading	Price per kg		Reference & Area	Origin	
			As stated	EUR USD			
FLATFISH (cont.)						March 2013	
Turbot/Rodaballo <i>Psetta maxima</i>	Fresh - whole	0.8-1 kg/pc	6.20	8.06 +	Italy FCA	Spain	
		1.5-2	6.50	8.45 +			
		1-1.5	6.50	8.45 +			
		2-2.5	6.70	8.71 =			
		0.5-1 kg/pc	9.14	11.88 +		Netherlands	
0.7-1	10.76	13.98 +					
1-2	12.87	16.73 +					
Sole/Sole/ Lenguado <i>Solea vulgaris</i>	Fresh - whole	< 170 gr/pc	9.50	12.35 -	Spain CIF		
		160-220	10.30	13.39 -			
		210-300	12.50	16.25 -			
		300-400	12.20	15.86 -			
		400-600	18.10	23.52 -			
		600-800	17.00	22.09 -			
		800-1000	16.30	21.18 -			
	Fresh - whole	No. 3	17.20	22.35	Italy CIF		
		No. 4	13.60	17.68			
		No. 5	11.25	14.62			
	Fresh - whole	No. 3	13.29	17.27 *	CPT	France	
		No. 4	8.93	11.61 *			
		No. 1	9.95	12.93 -			
Fresh - gutted	No. 3	9.00	11.70 -	FCA CPT FCA	Belgium		
	No. 4	8.29	10.77 +				
	No. 5	7.50	9.75				
	No. 2	17.02	22.12 +		Netherlands		
	No. 3	12.63	16.41 +				
No. 4	9.81	12.75 +					
No. 5	8.20	10.66 +					
European plaice/ Plie d'Europe/ Solla europea <i>Pleuronectes platessa</i>	Fresh - whole	150-300 gr/pc	3.70	4.81 =	Spain CIF		
		300-400	3.70	4.81 =			
		400-600	3.70	4.81 =			
		> 500	3.90	5.07 +			
European Flounder/ Flet d'Europe/ Platija europea <i>Platichthys flesus</i>	Fresh - whole		1.47	1.91 +	Italy FCA	Denmark	
			1.93	2.51 +		Netherlands	
TUNAS/BILLFISHES						March 2013	
Tuna/Thon/Atún <i>Thunnus spp.</i>	Skipjack - whole	main size	1.71	2.23 +	Bangkok CFR	Western/Central Pacific Ocean	
	Skipjack - whole		1.69	2.20 +	Ecuador ex-vessel	Eastern tropical Pacific Ocean	
	Skipjack - whole		1.68	2.18 -	Seychelles	Indian Ocean	
	Yellowfin - whole		2.20	2.86 -	FOB		
	Skipjack - whole		1.60	2.08 +	Abidjan	Atlantic Ocean	
	Yellowfin - whole		> 10 kg	2.40	3.12 -		ex-vessel
	Skipjack - whole		main size	1.80	2.34 +	Spanish	Various Origin
	Yellowfin - whole		> 10 kg	2.60	3.38 =	Canneries CFR	
	Skipjack - cooked & cleaned loins - vacuum packed		single cleaned	5.00	6.50 -	Italy DDP	Solomon Is.
	Yellowfin - cooked & cleaned loins - vacuum packed		double cleaned	6.61	8.60 +		Kenya/ Madagascar
	Skipjack - whole		1.8-3.5 kg/pc	1.80	2.34 +	Spain DDP	Ghana
	Yellowfin - whole		> 10 kg/pc	2.60	3.38 -		
	Yellowfin - whole		> 10 kg	2.75	3.57	CPT	Indian Ocean

Fish Species Trade Name	Product Form	Grading	Price per kg		Reference & Area	Origin	
			As stated	EUR USD			
TUNAS/BILLFISHES (cont.)						March 2013	
Tuna/Thon/Atún <i>Thunnus spp.</i>	Yellowfin - whole	3-10 kg/pc	2.25	2.92 =	Spain DAT	Atlantic Ocean	
		> 10 kg	2.55	3.31 *			
	Albacore - whole	> 10 kg	2.50	3.25 =			
	Bigeye - whole	> 10 kg	2.20	2.86 =			
	Skipjack - whole	> 1.8 kg/pc	1.70	2.21 =			
	Yellowfin - loins		6.50	8.45		DDP	Eastern Pacific Ocean
	Skipjack - loins		5.50	7.15			
	Bigeye - loins		5.80	7.54			
	Bigeye - loins, 100% cleaned	3-6 kg/pc	5.75	7.47 *		FCA	Spain
Skipjack - pre-cooked loins		5.15	6.70 +	Ecuador FOB (for European mkt)	Ecuador		
Yellowfin - pre-cooked loins	single cleaning double cleaning	5.92 6.23	7.70 + 8.10 +				
Swordfish/Espadon/ Pez espada <i>Xiphias gladius</i>	Seafrozen	20-30 kg/pc	4.80	6.24	Spain FOT	Spain	
		30-50-70	4.80	6.24			
		70-100					
SMALL PELAGICS						March 2013	
Mackerel/Maquereau/ Caballa <i>Scomber scombrus</i>	Whole	200-400 gr/pc	1.15	1.49 *	Spain FCA	Spain	
		300-500	1.25	1.62 +			
	Fresh - whole		2.30	2.99 +	Italy FCA	France	
			2.99	3.89 +		Spain	
Whole	200-400 gr/pc 300-500	1.15	1.49 =	Netherlands FOB for Eastern Europe	Faeroe Islands		
		1.20	1.56 =				
Herring/Hareng/Arenque <i>Clupeidae</i>	Fresh - fillet		2.60	3.38 -	Italy CPT	Denmark	
		Fresh - whole	70-100 gr/pc	0.48	0.62 +	Poland FOB	Baltic
	0.30			0.39 -			
Sprat/Sprat/Espadín <i>Sprattus sprattus</i>	Fresh - whole		2.00	2.60 =	Italy CPT	Italy	
			1.27	1.65 -		Croatia	
			1.35	1.75 -		Spain	
Sardine/Sardine/ Sardina <i>Sardina pilchardus</i>	Fresh - whole		2.00	2.60 =	Italy CPT	Italy	
			1.27	1.65 -		Croatia	
			1.35	1.75 -		Spain	
CEPHALOPODS						March 2013	
Squid/Encornet/Calamar <i>Loligo spp.</i>	Frozen - whole	S (< 18 cm)	5.90	7.67 -	Italy CIF	South Africa	
		M (18-25)	6.20	8.06 -			
		L (25-30)	6.40	8.32 -			
		XL (>30)	6.40	8.32 -			
	Whole round 10% glazing	< 3	4.15	5.40	Germany CFR	India	
		3-6	3.61	4.70			
Block FAS	9-12 cm	1.40	1.82 *	Spain CIF	Falkland Is.		
	12-14	2.30	2.99 *				
	14-16	2.80	3.64 *				
Octopus/Poulpe/Pulpo <i>Octopus vulgaris</i>	Whole	T1	9.50	12.35 =	DDP	Morocco	
		T2	9.00	11.70 =			
		T3	8.50	11.05 =			
		T4	8.00	10.40 =			
		T5	7.50	9.75 =			
		T6	7.00	9.10 =			
		T7	6.50	8.45 =			
		T8	6.00	7.80 =			
		T9	5.50	7.15 =			
	Whole - FAS, no glaze	T1	5.08	6.60 *	CIF		
		T2	4.78	6.21 *			
T3		4.18	5.43 *				
T4		3.88	5.04 *				
T5		3.68	4.78 *				

Fish Species Trade Name	Product Form	Grading	Price per kg		Reference & Area	Origin	
			As stated	EUR USD			
CEPHALOPODS (cont.)						March 2013	
Octopus/Poulpe/Pulpo <i>Octopus vulgaris</i>	Sushi topping -slice 100% net weight	7 gr/pc 9	12.53 12.53	16.30 16.30	Europe CFR	Indonesia	
	Boiled cut		5.76	7.50			
	Flower type 90% net weight	1-2 kg/pc > 2 kg	4.07 4.38	5.30 5.70			
Cuttlefish/Seiche/ Sepia <i>Sepia spp.</i> <i>Sepia pharaonis</i>	Whole cleaned 20% glazing	< 1 pc/kg 1-2 2-4	No quotations		Germany CIF	India	
	Whole, cleaned, 20% glaze IQF	20-40 40-60 > 60	2.46 2.46 2.15	3.20 3.20 2.80	CFR		
CRUSTACEANS						March 2013	
Whiteleg shrimp/ Crevette pattes blanches/Camarón patiblanco <i>Penaeus vannamei</i>	PD, chemical treatment 100% net weight	31-40 pc/lb 41-50	8.61 8.07	11.20 10.50	Europe CFR	Indonesia	
	treated with non-phosphate	51-60	7.53	9.80			
		61-70	6.76	8.80			
		71-90	6.46	8.40			
		91-120	5.96	7.75			
		Head-on, shell-on	30-40 pc/kg 40-50 50-60 60-70 70-80 80-100 100-120	7.55 6.28 5.65 5.05 4.85 4.55 4.25	9.81 8.16 7.34 6.56 6.30 5.91 5.52	Spain CFR	Central America
	Head-on, shell-on	30-40 pc/kg 40-50 50-60 60-70 70-80 80-100	6.49 5.61 4.69 4.15 3.77 3.57	8.45 7.30 6.10 5.40 4.90 4.65	South/Central America FOB for European main ports	South/Central American	
	Argentine red shrimp/ Salicoque rouge/ d'Argentine/Camarón langostín argentino <i>Pleoticus muelleri</i>	Head-on, shell-on	> 10-20 pc/kg	8.25	10.72	Spain EXW	Argentina
			> 20-30	6.10	7.93		
			> 30-40	5.25	6.82		
> 40-60			4.75	6.17			
> 60-80			4.25	5.52			
FAS	10-20 20-30 30-40 40-60	7.70 5.80 5.00 4.50	10.01 7.54 6.50 5.85	CIF			
Black tiger/Crevette tigrée/Camarón tigre <i>Penaeus monodon</i>	semi-IQF, head-on 25% glaze	4-6	8.84	11.50	Europe CFR	Bangladesh	
		6-8	8.53	11.10			
		8-12	8.34	10.85			
		13-15	7.15	9.30			
		16-20	5.46	7.10			
		21-30	4.69	6.10			
		31-40	3.92	5.10			
		41-50	3.65	4.75			
		Headless, IQF	13-15	8.84			11.50
	16-20		7.11	9.25			
		21-25	6.61	8.60			
	26-30	6.23	8.10				
	31-40	5.84	7.60				
	41-50	5.50	7.15				

Fish Species Trade Name	Product Form	Grading	Price per kg		Reference & Area	Origin	
			As stated	EUR USD			
CRUSTACEANS (Cont.)						March 2013	
Black tiger/Crevette tigrée/Camarón tigre <i>Penaeus monodon</i>	Tails - shell-on, IQF 20% glaze	8-12	8.80	11.44	Spain CFR	Bangladesh	
		13-15	7.20	9.36			
		16-20	6.70	8.71			
	Head-on, shell-on, semi-IQF	13-15	8.30	10.79			
		16-20	6.00	7.80			
		21-25	5.10	6.63			
	Head-on, shell-on 25% glaze	8-12 pc/kg	8.11	10.55	Germany CFR	Bangladesh	
		13-15	6.65	8.65			
		16-20	5.42	7.05			
21-30		4.80	6.25				
Giant river prawn/ Bouquet géante/ Langostino de río <i>Macrobrachium rosenbergii</i>	Freshwater - head-on, shell-on, easy peel, IQF, 20% glaze,	< 5 pc/lb	No quotations		China		
		6-8					
		8-12					
Norway lobster/ Langoustine/Cigala <i>Nephrops norvegicus</i>	Whole 4X1.5 kg	6-10 pc/kg	19.10	24.82 *	Spain DDP	Scotland	
		10-15	15.30	19.89 *			
		16-20	13.10	17.03 *			
		21-30	11.30	14.69 *			
		31-40	8.70	11.31 *			
	Whole	00	15.35	19.95 *	CIF		
		0	12.35	16.05 *			
		1	9.60	12.48 *			
		2	7.65	9.94 *			
		3	6.85	8.90 *			
European lobster/ Homard européen/ Bogavante <i>Homarus gammarus</i>	Live - bulk	400-600 gr/pc	24.50	31.84 -	France delivered to French vivier companies	Ireland	
		600-800	24.50	31.84 -			
		No quotations					
		No quotations					
		No quotations					
		No quotations					
American lobster/ Homard américain/ Bogavante americano <i>Homarus americanus</i>	Frozen whole cooked popsicle	275-300 gr/pc	No quotations		Europe CIF	Canada	
		350-400					
		> 450					
Edible crab/Tourteau/ Buey de mar <i>Cancer pagurus</i>	Live	400-600 gr/pc	2.60	3.38 +	France DDP Delivered live to French vivier companies	Ireland	
		600-800	2.60	3.38 +			
BIVALVES						March 2013	
Oyster/Huître/Ostra <i>Crassostrea gigas</i>	Live	No. 3	4.50	5.85 =	France prod. price wholesale	Ireland/France	
			2.30	2.99 +		France	
Mussel/Moule/Mejillón <i>Mytilus edulis</i> <i>Mytilus galloprovincialis</i> <i>Mytilus chilensis</i>	Live - Bottom mussel		1.90	2.47 =		Netherlands	
			Live - Rope	60-80 pc/kg	2.00	2.60 =	France wholesale Spain
	IQF mussel meat	100-200 pc/kg	No quotations		Europe CFR	Chile	
		200-300 300-500					
Scallop/Coquille Saint- Jacques/Vieira <i>Zygochlamys patagonica</i>	IQF - shell-off	120-150 gr/pc	11.50	14.95 =	DDP	Argentina	
Razor shell/Couteau/ Navajas - Solenidae	IQF	12 cm	4.12	5.35 +	Spain CIF	Netherlands	

Fish Species Trade Name	Product Form	Grading	Price per kg			Reference & Area	Origin		
			As stated	EUR	USD				
SALMON							March 2013		
Atlantic salmon/ Saumon de l'Atlantique/ Salmón del Atlántico <i>Salmo salar</i>	Fresh - gutted, head-on Superior quality	2-3 kg/pc		6.00	7.80 +	France DDP	Scotland		
		3-4		6.40	8.32 +				
		4-5		6.50	8.45 +				
		5-6		6.75	8.77 +				
		> 6		6.75	8.77 +				
	Fresh - gutted, head-on Superior quality	2-3 kg/pc		5.20	6.76 +		Romania/Bulgaria DDP for Eastern Europe	Norway	
		3-4		5.60	7.28 +				
		4-5		5.75	7.47 +				
		5-6		5.75	7.47 +				
		> 6		5.75	7.47 +				
	Fresh - head-on, gutted	1-2 kg/pc		4.90	6.37 -	Italy CIF			
		4-5		6.10	7.93 +				
		6-7		6.10	7.93 +				
	Fresh - head-on, gutted Ordinary	1-2 kg/pc		3.43	4.46				
		2-3		3.71	4.82				
3-4			4.09	5.32					
4-5			4.09	5.32					
Superior	1-2 kg/pc		3.57	4.64					
	2-3		3.92	5.09					
	3-4		4.30	5.59					
	4-5		4.30	5.59					
	5-6		4.30	5.59					
TROUT							March 2013		
Trout/Truite/Trucha <i>Salmo</i> spp.	Whole, gutted, fresh on ice	0.25-0.4 kg/pc	HUF 1332	4.39	5.70 +	Hungary ex-farm	Hungary		
	Fillet - farmed	200-400 gr/pc		7.20	9.36 =	Italy ex-farm	Italy		
	Live - farmed	500-700 gr/pc		3.00	3.90 =				
Rainbow trout/ Truite arc-en-ciel/ Trucha arco iris <i>Oncorhynchus mykiss</i>	Live - farmed	250-400 gr/pc		2.80	3.64 -	Spain FCA	Spain		
	Gutted			4.00	5.20 -				
	Block frozen - gutted - IWP 0% glaze	250-300 gr/pc		2.80	3.64 =				
FRESHWATER FISH							March 2013		
Panga <i>Pangasius</i> spp.	Fillet - thawed			3.13	4.07 -	Italy FCA CPT	Viet Nam		
				3.16	4.11 +				
	Fillet, 20% glaze	120-170 gr/pc		1.98	2.57 -	CIF			
		170-220		2.55	3.31 +				
	Fillet, IQF, 20% glaze	120-170 gr/pc		1.57	2.04	Spain CFR			
Fillet, IQF, white - 20% glaze	120-170-220 gr/pc		1.69	2.20					
Fillet, interleaved, white - 10% glaze, skinless, boneless, belly- off, treated			1.88	2.45					
North African catfish/ Poisson-chat nord- africain/Pez-gato <i>Clarias gariepinus</i>	Fresh - whole, gutted, head-on	0.6-2.5 kg/pc	HUF 841	2.77	3.60	Hungary EX-FARM	Hungary		
	Fresh gutted, skinned, head-off	0.4-2 kg/pc	HUF 1121	3.69	4.80				
	Fresh on ice - fillets, skinless		HUF 1402	4.62	6.00				
	Fresh on ice - slices		HUF 1191	3.92	5.10				
Carp/Carpe/Carpa <i>Cyprinus</i> spp.	Live	1.2-5 kg/pc	HUF 630	2.07	2.70 =				
	Fresh, whole, gutted, head-on	0.8-4.5 kg/pc	HUF 806	2.65	3.45 =				
	Fresh, whole, gutted, head-off	0.7-4.5 kg/pc	HUF 1051	3.46	4.50 =				
	Fresh on ice - slices		HUF 1067	3.51	4.57 -				
	Fresh on ice - fillets		HUF 1156	3.81	4.95 -				

Fish Species Trade Name	Product Form	Grading	Price per kg			Reference & Area	Origin
			As stated	EUR	USD		
FRESHWATER FISH (Cont.)							March 2013
Bighead carp/Carpe à grosse tête/Carpa capezona <i>Aristichthys nobilis</i>	Fresh gutted, head-off	0.8-3.5 kg/pc	HUF 602	1.98	2.58 +	Hungary EX-FARM	Hungary
	Fresh on ice - slices		HUF 701	2.31	3.00 +		
	Fresh on ice - fillets		HUF 771	2.54	3.30 +		
Grass carp/ Carpe herbivore/ Carpa china <i>Ctenopharyngodon idellus</i>	Fresh - whole, gutted, scaled head-off	0.8-2.5 kg/pc	HUF 1002	3.30	4.29 +		
	Fresh on ice - slices		HUF 1023	3.37	4.38 =		
Crucian Carp/ Carassin/Carpín <i>Carassius carassius</i>	Fresh - whole, gutted, scaled head-on - wild	0.2-0.6 kg/pc	No quotations				
	Fresh on ice - fillets						
Wels/Silure glane/Siluro <i>Silurus glanis</i>	Fresh - gutted, head-on	1-4.5 kg/pc	HUF 1602	5.27	6.86		
	Fresh - fillet		HUF 2454	8.08	10.50		
Nile perch/Perche du Nil/Perca del Nilo <i>Lates niloticus</i>	Fresh fillet	200-400 gr/pc	5.70		7.41	Italy DDP	Tanzania
			6.10		7.93		Uganda
	5.05		6.56	Kenya			
	400-700 gr/pc	5.46		7.10	Tanzania		
		5.94		7.72	Uganda		
NON-TRADITIONAL SPECIES							March 2013
Sturgeon/Esturgeon/ Esturione <i>Acipenseridae</i> <i>A.baeri</i>	Frozen - Whole	1.5-2 kg/pc	No quotations			France CIF	France
	Gutted	5-7 kg/pc					
	Fillets	200-300 gr/pc					
		800-1000					
Blue shark/Peau bleue/ Tiburón azul <i>Prionace glauca</i>	H&G, skin-on	7-12 kg/pc	1.10		1.43	Spain FCA	Spain
Red Porgy/Pagre/Pargo <i>Pagrus pagrus</i>	Fresh - whole	300-400 gr/pc	2.77	3.60 +	Italy FCA	Argentina	
		400-600	2.99	3.89 +			
		600-800	3.37	4.38 =			
		800-1000	3.97	5.16 =			
Sand Steebras/Marbré/ Herrera <i>Lithognathus mormyrus</i>	Fresh - whole Mediterranean		7.50		9.75 +	CPT	Morocco
			7.35		9.55 *	FCA	Spain
White seabream/ Sar commun/Sargo <i>Diplodus sargus</i>	Fresh - whole	300-500 gr/pc	4.10	5.33 -	CPT	Spain	
		500-700	6.20	8.06			
Tub gurnard/Grondin perlon/Begel <i>Chelidonichthys lucerna</i>	Fresh - whole	1-2 kg/pc	11.97	15.56 -	CPT	Morocco	
		500-1000	14.00	18.20 +			
		200-400 gr/pc	3.52	4.57 *			
Red mullet/ Rouget de vase/ Salmonete de fango <i>Mullus barbatus</i>	Fresh - whole	I	3.99	5.19 -	CPT	Croatia	
		II	3.43	4.46 -			
Surmullet/ Rouget de roche/ Salmonete de roca <i>Mullus surmuletus</i>	Fresh - whole	200-300 gr/pc	6.30	8.19 -	CPT	Morocco	
			12.83	16.67 +	FCA		
			10.92	14.19 -	CPT		
Picked dogfish/ Aiguillat commun/ Mielga <i>Squalus acanthias</i>	Fresh - whole	Large Medium	No quotations				USA

Fish Species Trade Name	Product Form	Grading	Price per kg		Reference & Area	Origin
			As stated	EUR USD		
SEABASS/SEABREAM/MEAGRE						March 2013
Seabass/Bar, Loup/Lubina <i>Dicentrarchus labrax</i>	Fresh - whole farmed	200-300 gr/pc	3.25	4.22 =	Greece FOB	Greece
		300-450	4.35	5.65 =		
		400-600	4.85	6.30 =		
		600-800	6.90	8.97 =		
		800-1000	9.00	11.70 =		
		> 1000	9.60	12.48 =		
		200-300 gr/pc	3.45	4.48 =	Italy CIF	
		300-450	4.55	5.91 =		
		450-600	5.05	6.56 =		
		600-800	7.10	9.23 =		
		800-1000	9.20	11.96 =		
		> 1000	9.80	12.74 =		
		200-300 gr/pc	3.50	4.55 =	France CIF	
		300-450	4.60	5.98 =		
		450-600	5.10	6.63 =		
		600-800	7.15	9.29 =		
		800-1000	9.25	12.02 =		
		> 1000	9.85	12.80 =		
		200-300 gr/pc	3.49	4.54 =	Spain CIF	
		300-450	4.59	5.97 =		
450-600	5.09	6.62 =				
600-800	7.14	9.28 =				
800-1000	9.24	12.01 =				
> 1000	9.84	12.79 =				
200-300 gr/pc	3.52	4.57 =	Germany CIF			
300-450	4.62	6.00 =				
450-600	5.12	6.65 =				
600-800	7.17	9.32 =				
800-1000	9.27	12.05 =				
> 1000	9.87	12.83 =				
200-300 gr/pc	3.50	4.55 =	Portugal CIF			
300-450	4.60	5.98 =				
450-600	5.10	6.63 =				
600-800	7.15	9.29 =				
800-1000	9.25	12.02 =				
> 1000	9.85	12.80 =				
200-300 gr/pc	3.68	4.78 =	UK CIF			
300-450	4.78	6.21 =				
450-600	5.28	6.86 =				
600-800	7.33	9.53 =				
800-1000	9.43	12.26 =				
> 1000	10.03	13.04 =				
200-300 gr/pc	3.20	4.16 +	Greece EXW for Eastern Europe			
300-400	4.60	5.98 +				
400-600	4.85	6.30 +				
600-800	7.70	10.01 -				
800-1000		Not available				
> 1000		Not available				
Fresh - whole - wild Mediterranean	1000-2000	13.08	17.00 -	Italy CPT	Egypt	
	> 2000	14.00	18.20 =			
Fresh - whole - wild - Atlantic	500-1000 gr/pc	7.43	9.66 +		France	

Fish Species Trade Name	Product Form	Grading	Price per kg		Reference & Area	Origin
			As stated	EUR		
SEABASS/SEABREAM/MEAGRE (CONT.)						March 2013
Gilthead seabream/ Dorade royale/Dorada <i>Sparus aurata</i>	Fresh - whole farmed	200-300 gr/pc	3.48	4.52	Greece FOB	Greece
		300-450	4.18	5.43		
		450-600	4.33	5.62		
		600-800	5.40	7.02		
		800-1000	8.05	10.46		
		> 1000	8.65	11.24		
		200-300 gr/pc	3.68	4.78		
		300-450	4.38	5.69		
		450-600	4.53	5.88		
		600-800	5.60	7.28		
		800-1000	8.25	10.72		
		> 1000	8.85	11.50		
		200-300 gr/pc	3.73	4.84	France CIF	
		300-450	4.43	5.75		
		450-600	4.58	5.95		
		600-800	5.65	7.34		
		800-1000	8.30	10.79		
		> 1000	8.90	11.57		
		200-300 gr/pc	3.72	4.83	Spain CIF	
		300-450	4.42	5.74		
		450-600	4.57	5.93		
		600-800	5.64	7.33		
		800-1000	8.29	10.77		
		> 1000	8.89	11.55		
		200-300 gr/pc	3.75	4.87	Germany CIF	
		300-450	4.45	5.78		
		450-600	4.60	5.97		
		600-800	5.67	7.37		
800-1000	8.32	10.81				
> 1000	8.92	11.59				
200-300 gr/pc	3.73	4.84	Portugal CIF			
300-450	4.43	5.75				
450-600	4.58	5.95				
600-800	5.65	7.34				
800-1000	8.30	10.79				
> 1000	8.90	11.57				
200-300 gr/pc	3.91	5.08	UK CIF			
300-450	4.61	5.99				
450-600	4.76	6.18				
600-800	5.83	7.58				
800-1000	8.48	11.02				
> 1000	9.08	11.80				
200-300	3.90	5.07	Greece EXW for Eastern Europe			
300-400	4.15	5.39				
400-600	4.20	5.46				
600-800	4.65	6.04				
800-1000	8.70	11.31				
> 1000	10.10	13.13				

Fish Species Trade Name	Product Form	Grading	Price per kg			Reference & Area	Origin
			As stated	EUR	USD		
SEABASS/SEABREAM/MEAGRE (CONT.)							March 2013
Gilthead seabream/ Dorade royale/Dorada <i>Sparus aurata</i>	Fresh - whole - wild Atlantic	800-1000 gr/pc	12.99	16.88	-	Italy FCA	Morocco
		1000-2000	12.44	16.17	-		
		> 2000	13.01	16.91	+		
	Mediterranean	600-800 gr/pc	13.00	16.90	*	CPT	Egypt
		800-1000	13.00	16.90	*		
		1000-2000	13.00	16.90	*		
Meagre/Maigre commun/Corvina <i>Argyrosomus regius</i>	Whole - farmed	> 2 kg/pc	7.16	9.31	*	CIF	Greece
		0.8-1 kg/pc	7.73	10.05	-	CPT	Egypt
		1-2	7.43	9.66	-		
		2-4	8.00	10.40	-		
		0.8-1 kg/pc	5.75	7.47	-	FCA	Greece
		1-1.2	6.50	8.45	-		
		1-2	6.50	8.45	=		
		> 2	7.16	9.31	=		
> 2.5	7.00	9.10	=				

The **European Fish Price Report** is a monthly GLOBEFISH publication,
prepared by Karine Boisset, Hilary Cochrane and Audun Lem

It can be ordered from the **FISH INFONetwork**:

FAO GLOBEFISH (Network coordinator) Viale delle Terme di Caracalla 00153 Rome - Italy Tel: (39) 06 57055188 Fax: (39) 06 57053020 E-mail: globefish@fao.org Web site: www.globefish.org	INFOPECA (Latin America) Julio Herrera y Obes 1296 11200 Montevideo - Uruguay Tel: (598) 2 9028701 Fax: (598) 2 9030501 E-mail: infopesca@infopesca.org Web site: www.infopesca.org	EUROFISH (Central and Eastern Europe) H.C. Andersens Blvd 44-46 1553 Copenhagen - Denmark Tel: (45) 33377755 Fax: (45) 33377756 E-mail: info@eurofish.dk Web site: www.eurofish.dk	INFOFISH (Asia/Pacific) 1st Floor, Wisma LKIM Jalan Desaria - Pulau Meranti 47120 Puchong, Selangor DE Malaysia Tel: (603) 2078 3466 Fax: (603) 2078 6804 E-mail: info@infofish.org Web site: www.infofish.org
INFOPECHE (Africa) Tour C, 19ème étage, Cité Administrative Abidjan 01 - Côte d'Ivoire Tel: (225) 20228980 Fax: (225) 20218054 E-mail: infopeche@aviso.ci Web site: www.infopeche.ci	INFOYU (China) Room 514, Nongfeng Building No. 96 East Third Ring Road Chaoyang District Beijing 100122 - P.R. China Tel: (86-10) 59199614 Fax: (86-10) 59199614 E-mail: infoyu@agri.gov.cn Web site: www.infoyu.net	INFOSAMAK (Arab Region) 71 blvd Rahal El Meskini Casablanca 20 000 - Morocco Tel: (212) 522540856 Fax: (212) 522540855 E-mail: infosamak@infosamak.org Web site : www.infosamak.org	INFOSA - sub-office INFOPECHE (Southern Africa) 89, John Meinert Street- West Windhoek -Namibia Tel: (264) 61279430 Fax: (264) 61279434 E-mail: infosa@infosa.org.na Web site: www.infosa.org.na

PRICE REFERENCE (INCOTERMS 2010)

EXW	ex works
FCA	free carrier
FAS	free alongside ship
FOB	free on board
CFR	cost and freight
CIF	cost, insurance and freight
CPT	carriage paid to
CIP	carriage and insurance paid to
DDP	delivered duty paid
DAT (new)	delivered at terminal
DAP (new)	delivered at place
(DAF, DES, DEQ and DDU have been cancelled)	

PRODUCT FORM

IQF	individually quick frozen
IWP	individually wrapped pack
PBI	pinbone in
PBO	pinbone off
C&P	cooked and peeled
H&G	headed and gutted
FAS	frozen at sea
PD	peeled and deveined
PUD	peeled, undeveined

SYMBOLS

	Price increased in original currency since last report
-	Price decreased in original currency since last report
=	Updated but unchanged price
*	New insertion
	Not updated since last issue

CURRENCY RATES

		USD	EUR
Canada	CAD	1.03	1.34
Hungary	HUF	233.68	303.74
Norway	NOK	5.73	7.46
USA	USD		1.30
EU	EUR	0.77	
Denmark	DKK	5.74	7.46

Exchange Rates: 12/03/13

GLOBEFISH Market Reports
are available from the **GLOBEFISH web site: www.globefish.org**

Shrimp
Tuna
Salmon
Groundfish
Cephalopods
Fish Oil and Fishmeal
Small Pelagics
Bivalves
Freshwater
Seabass and Seabream



GLOBEFISH

Food and Agriculture Organization of the United Nations
Fish Products and Industry Division
Viale delle Terme di Caracalla
00153 Rome, Italy
Tel: +3906 570 53288
Fax: +3906 570 53020
www.globefish.org