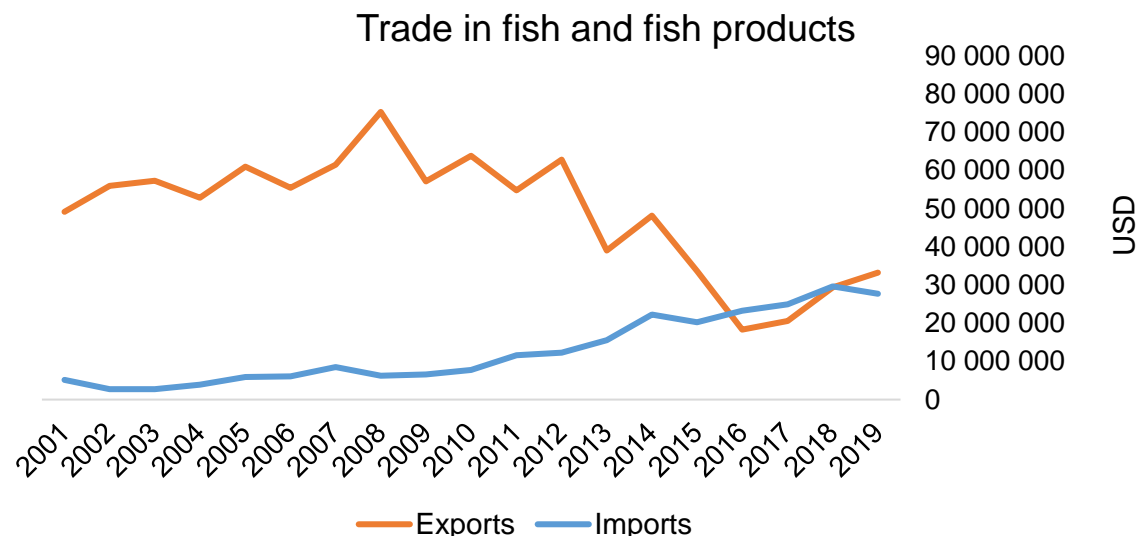




COUNTRY BRIEF

Population	Ease of doing business rank
47 600 000	58th
Length of coastline	Exclusive economic zone
1 586 km	104 056 km ²
Average GDP growth	GDP per capita
11.62%	USD 1 913



GDP from fisheries

0.50%

Fish available for consumption

3.1 kg/capita

Imports of fish and fish products - 2019

USD 27 741 920

Agricultural GDP from fisheries

1.47%

Fisheries and aquaculture production

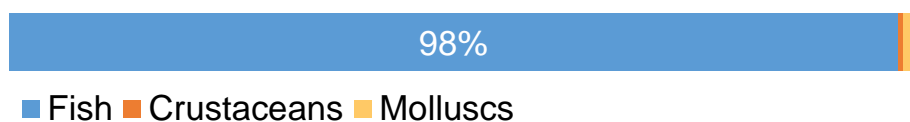
Total	144 681 tonnes
Fisheries	87%
Aquaculture	13%

Exports of fish and fish products - 2019

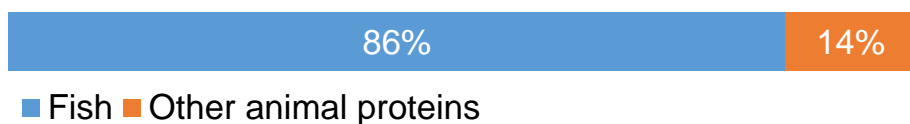
USD 33 262 480

Production and Trade Breakdown

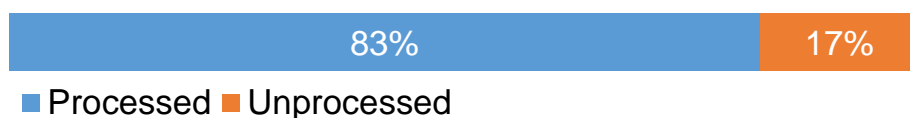
Production by volume



Imports by value



Exports by value



Production - Top 10 Species (Volume)

Rank	Species	Volume (Tonnes)
1 st	Silver cyprinid	61 185
2 nd	Nile tilapia	22 905
3 rd	Nile perch	17 520
4 th	Freshwater fishes nei	6 485
5 th	Yellowfin tuna	3 464
6 th	North African catfish	2 650
7 th	Snappers, jobfishes nei	2 360
8 th	Spinefeet (Rabbitfishes) nei	2 220
9 th	Octopuses, etc. nei	1 945
10 th	Emperors (Scavengers) nei	1 610

Imports - Top 10 Products (Value)

			USD
1 st	Fish, other than species in 0303	frozen; excluding fillets, livers and roes HS 0303.89	9 001 920
2 nd	Mackerel	frozen; excluding fillets, livers and roes HS 0303.54	8 330 540
3 rd	Tilapias	frozen; excluding fillets, livers and roes HS 0303.23	2 773 610
4 th	Fish, other than species in 0304	frozen meat; excluding fillets, livers and roes HS 0304.99	1 958 660
5 th	Tilapias	frozen fillets HS 0304.61	1 543 290
6 th	Nile perch	frozen fillets HS 0304.63	1 016 420
7 th	Tunas, skipjack, bonito	prepared or preserved; whole or in pieces HS 1604.14	1 008 400
8 th	Flours, meals, pellets. Unfit for human consumption	from fish or aquatic invertebrates HS 2301.20	391 790
9 th	Shrimps, prawns	frozen HS 0306.17	286 530
10 th	Skipjack, stripe-bellied bonito	frozen; excluding fillets, livers and roes HS 0303.43	245 040

Exports - Top 10 Products (Value)


			USD
1 st	Nile perch	frozen fillets HS 0304.63	6 469 830
2 nd	Fish heads, tails, maws	dried, smoked, salted or in brine HS 0305.72	5 610 240
3 rd	Octopus	dried, smoked, salted or in brine HS 0307.59	5 514 230
4 th	Fish	fresh or chilled fillets HS 0304.49	3 452 880
5 th	Nile perch	fresh or chilled fillets HS 0304.33	2 333 400
6 th	Fish, other than species in 0303	frozen; excluding fillets, livers and roes HS 0303.89	1 483 030
7 th	Livers, roes, milt	dried, salted or in brine HS 0305.20	1 316 230
8 th	Swordfish	frozen; excluding fillets, livers and roes HS 0303.57	1 158 920
9 th	Shrimps, prawns	frozen HS 0306.17	1 070 720
10 th	Livers, roes, milt	frozen HS 0303.91	1 043 860

Established in 1984, GLOBEFISH is a multi-donor funded project in the Fisheries Division of the Food and Agriculture Organization of the United Nations (FAO), responsible for providing up-to-date market and trade information on fish and fish products.

[Visit our website](#)

[Subscribe to our newsletter](#) or [email us](#)

Recent Publications



[Globefish Highlights](#)

Our flagship publication, focused on prices and analysis of market trends covering a variety of major commodities. Released quarterly.



[Chinese Fish Price Report](#)

Comprehensive coverage of Chinese price trends, market information for commercially significant species, along with industry news and policy updates. Released quarterly.



[European Price Report](#)

Market and price analysis for fish and fish products in the European market. Released monthly.



This is the second edition of the GLOBEFISH Market Profiles produced for this country, and was made at the beginning of 2022.

These profiles are based on nationally reported data or information published by international agencies. As the profile is intended to reflect the most up to date information available, reporting years may vary between sections and commodities.

The designations employed and the presentation of material in this information product do not imply the expression of any opinion whatsoever on the part of FAO concerning the legal or constitutional status of any country, territory or sea area, or the delimitation of frontiers or boundaries.

The data herein presented is compiled by FAO staff at the time of its production, "as is" and "as available", and every effort is made to ensure, but not guarantee, their timeliness, accuracy and completeness. FAO assumes no responsibility for errors and omissions in the data provided. Users are, however, kindly asked to report any errors or deficiencies in this product to FAO GLOBEFISH (globefish@fao.org).

Please note

Re-exports and re-imports are not included.

The term N/A has been used to indicate that information was not found in the indicated sources. The classification of fish and fish products as either processed or unprocessed is very broad, and is intended for indicative purposes only.

[HS codes for fish and fish products](#)

International trade codes for fish and fish products in a user friendly format.



Sources and time periods:

-Fishing and aquaculture production (2019):
FAO's [Global Fishery and Aquaculture Production Statistics](#)

-Fish available for consumption (2017):
FAO's [Fishery and Aquaculture Statistics 2019](#)

-Population (2019), GDP Growth (2015-2019), GDP per Capita (2019):
IMF's [World Economic Outlook Databases](#)

-Imports, Exports and Share of Trade (2000-2019):
FAO's [Global Fishery and Aquaculture Commodities Statistics](#)

-GDP, GDP from fisheries, GDP from agriculture (2019):
World Bank's [World Development Indicators](#),
OECD's [National Accounts Statistics](#) or
UNSD's [National Accounts](#)

-Ease of doing business (2019):
World Bank's [Ease of Doing Business](#) ranking

-Length of Coastline, Exclusive Economic Zone, Exclusive Fishing Zone (2003):
UNEP's [Global Environment Outlook](#)

[GLOBEFISH](#)

Explore more market information on the GLOBEFISH website



[GLOBEFISH on ISSUU](#)

Read GLOBEFISH publications on ISSUU

