

Project Evaluation Series

**Terminal evaluation of project “Climate
change adaptation of the Eastern Caribbean
fisheries sector” (CC4FISH)**

**Project code: GCP/SLC/202/SCF
GEF ID: 5667**

Annex 6. E-survey results (descriptive statistics)

Overview of the e-survey respondents by affiliation, sex, profession and involvement in the projects, n= 159.

Blue: institutional affiliation

Green: sex

Grey: profession

White: project affiliation

A government authority	34.8%	Male	54.9%
Other (e.g., consultants)	15.6%	Female	44.4%
A regional organization (e.g., CANARI, CNFO, CRFM, etc.)	4.4%	Other	0.70%
An international organization (e.g., FAO-WECAFC, FAO HQ and SLC, GEF, TNC)	15.6%	A fisher or a fish processor	14.6%
A national or local fisherfolk organisation (FFO)	19.3%	An aquaculturist (traditional aquaculture / aquaponics / seamoss)	4.9%
A private fishing and/or fish processing company	2.2%	Both a fisher (or fish processor) and an aquaculturist	3.5%
A private aquaculture company	3%	Other	77.1%
An academic, regional organisation (e.g., UWI-CERMES, UWI-CIRP)	5.2%	Associated with Stewardfish	17.3%
Associated with CC4Fish	48.1%	Associated with both CC4Fish and Stewardfish	34.6%

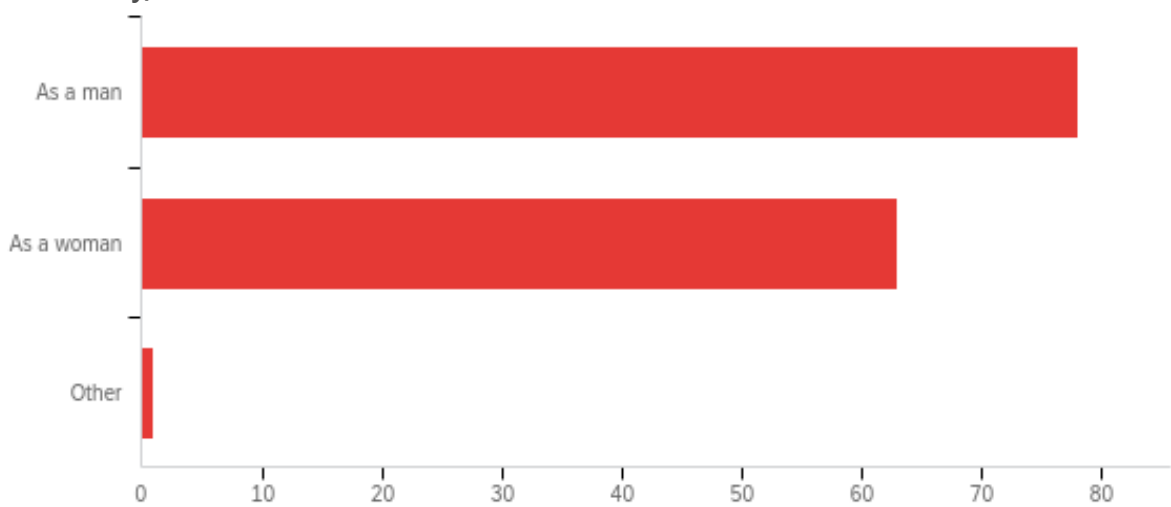
1.1 Q1.1 – Introduction and consent

Are you accepting to take part?

#	Answer	%	Count
1	Yes, I want to participate in the survey	98.70%	152
2	No, I do not wish to participate in the survey	1.30%	2
	Total	100%	154

1.2 Q2.1 - How do you identify yourself?

(select 1 answer only)

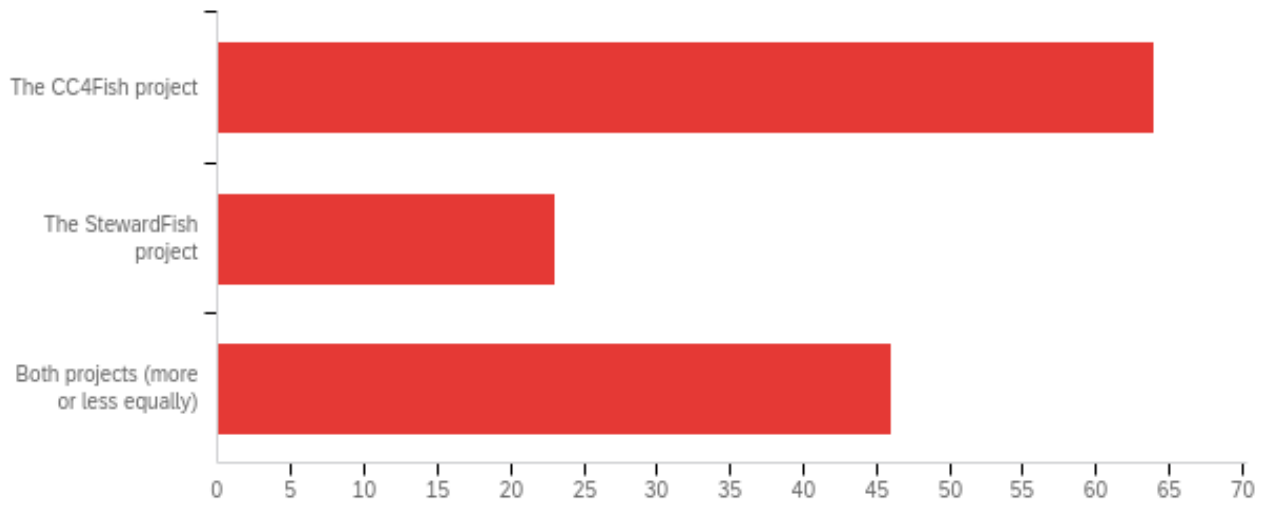


#	Field	Minimum	Maximum	Mean	Std Deviation	Variance	Count
1	How do you identify yourself? (select 1 answer only)	1.00	4.00	1.46	0.54	0.29	142

#	Answer	%	Count
1	As a man	54.93%	78
2	As a woman	44.37%	63
4	Other	0.70%	1
	Total	100%	142

1.3 Q2.3 - Are you / your organisation most closely associated with...

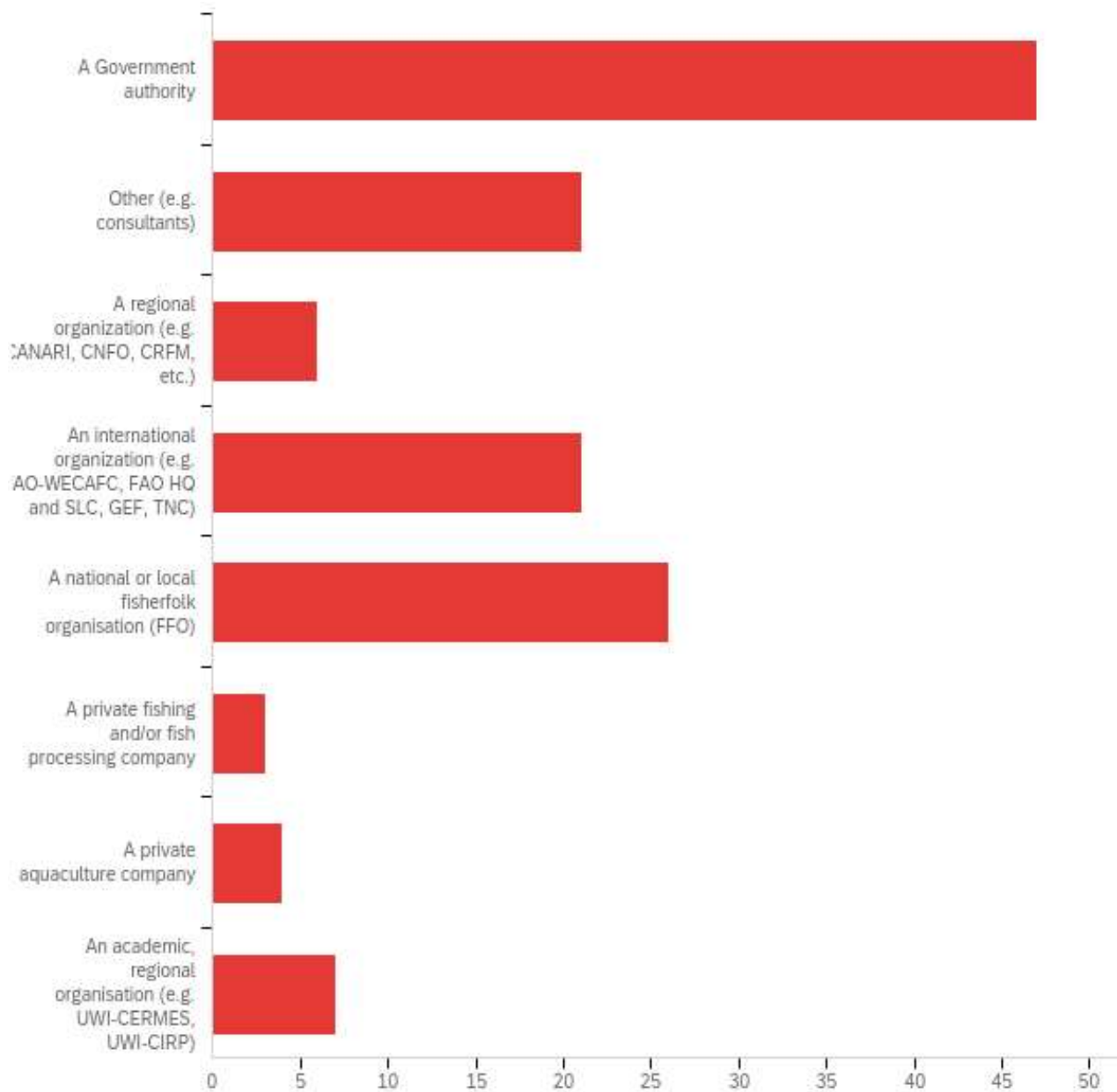
(tick 1 answer)



#	Field	Minimum	Maximum	Mean	Std Deviation	Variance	Count
1	Are you / your organisation most closely associated with... (tick 1 answer)	1.00	3.00	1.86	0.90	0.81	133

#	Answer	%	Count
1	The CC4Fish project	48.12%	64
2	The StewardFish project	17.29%	23
3	Both projects (more or less equally)	34.59%	46
	Total	100%	133

1.4 Q2.4 - Are you an employee or member of...? (select 1 answer only)



#	Field	Minimum	Maximum	Mean	Std Deviation	Variance	Count
1	Are you an employee or member of...? (select 1 answer only)	1.00	24.00	9.01	7.66	58.64	135

#	Answer	%	Count
1	A Government authority	34.81%	47
4	Other (e.g. consultants)	15.56%	21
11	A regional organization (e.g. CANARI, CNFO, CRFM, etc.)	4.44%	6

13	An international organization (e.g. FAO-WECAFC, FAO HQ and SLC, GEF, TNC)	15.56%	21
17	A national or local fisherfolk organisation (FFO)	19.26%	26
19	A private fishing and/or fish processing company	2.22%	3
20	A private aquaculture company	2.96%	4
24	An academic, regional organisation (e.g. UWI-CERMES, UWI-CIRP)	5.19%	7
	Total	100%	135

Q2.2 - In which country are you based, or is the majority of your work carried out?

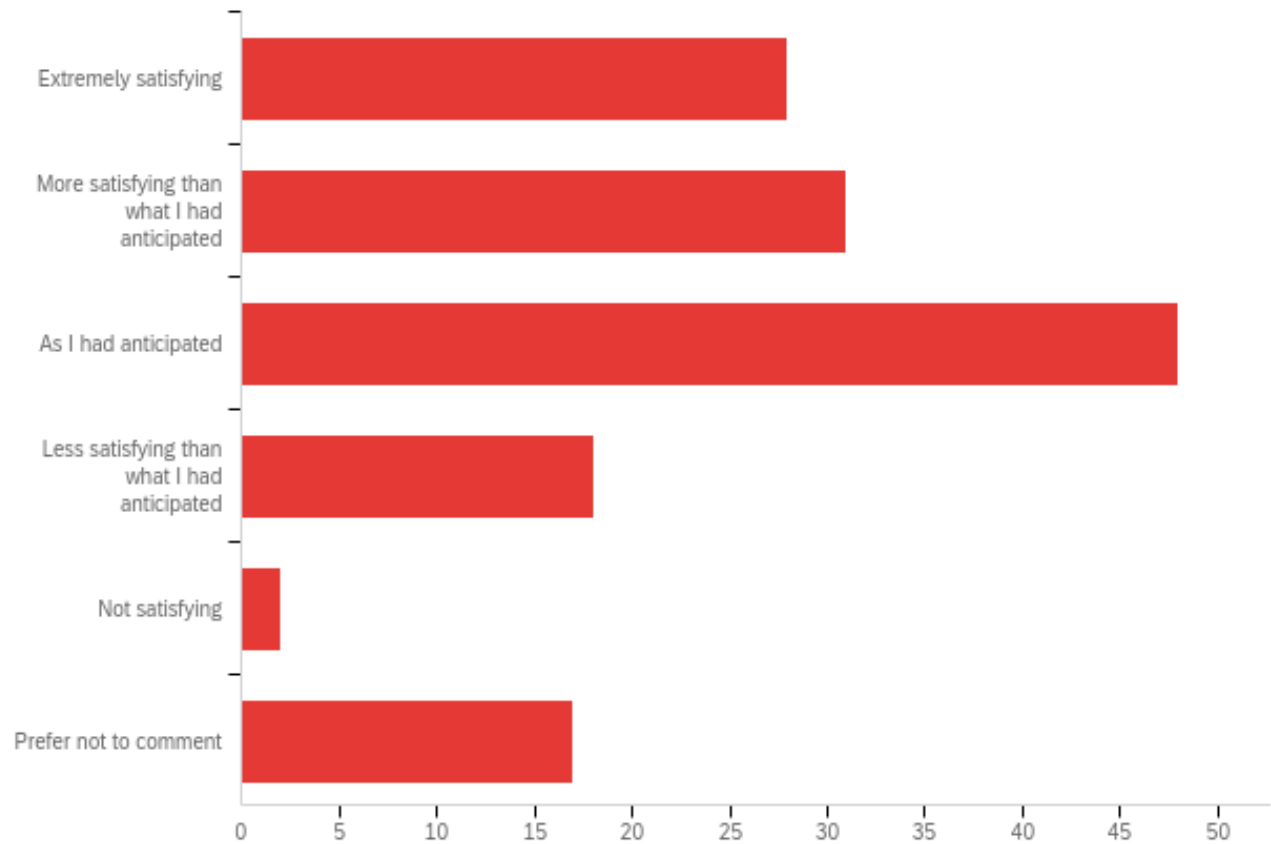
(multiple answers are possible)

Includes countries covered by the StewardFish (SF) project (marked *).

	Total (n=110)	CC4Fish (n=64)	Both CC4Fish and SF (n=46)
Antigua & Barbuda*	12.0	3.0	9.0
	10.9%	4.7%	19.6%
Barbados*	17.0	4.0	13.0
	15.5%	6.3%	28.3%
Belize*	4.0	0.0	4.0
	3.6%	0.0%	8.7%
Dominica	7.0	4.0	3.0
	6.4%	6.3%	6.5%
Grenada	12.0	9.0	3.0
	10.9%	14.1%	6.5%
Guyana*	3.0	0.0	3.0
	2.7%	0.0%	6.5%
Jamaica*	3.0	1.0	2.0
	2.7%	1.6%	4.3%
St Kitts & Nevis	12.0	9.0	3.0
	10.9%	14.1%	6.5%
St Lucia	27.0	12.0	15.0
	24.5%	18.8%	32.6%
St Vincent & The Grenadines	12.0	3.0	9.0
	10.9%	4.7%	19.6%
Trinidad & Tobago	22.0	19.0	3.0
	20.0%	29.7%	6.5%
Regional	7.0	0.0	7.0
	6.4%	0.0%	15.2%
Global	14.0	8.0	6.0
	12.7%	12.5%	13.0%

1.5 Q2.5 - Overall, how would you rate your involvement in, or interactions with, the CC4Fish or the StewardFish project(s)?

(select 1 answer only). If you were involved in both, please give a general appreciation.

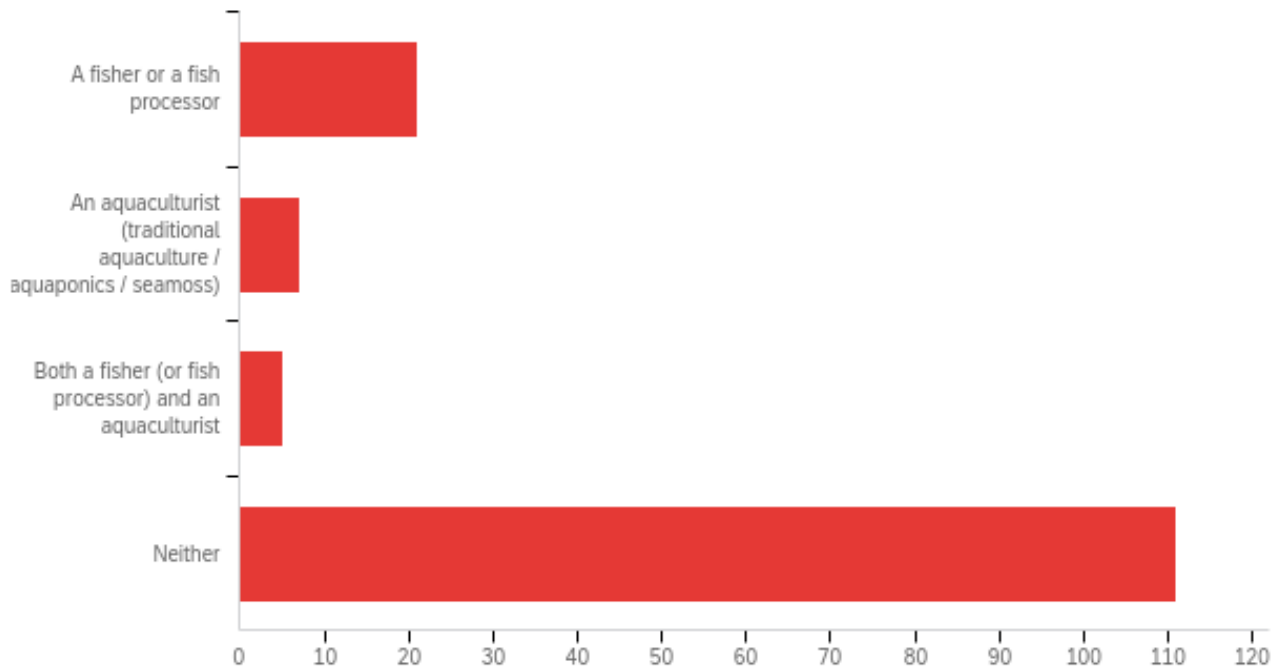


#	Field	Minimum	Maximum	Mean	Std Deviation	Variance	Count
1	Overall, how would you rate your involvement in, or interactions with, the CC4Fish or the StewardFish project(s)? (select 1 answer only). If you were involved in both, please give a general appreciation.	1.00	6.00	2.90	1.49	2.23	144

#	Answer	%	Count
1	Extremely satisfying	19.44%	28
2	More satisfying than what I had anticipated	21.53%	31
3	As I had anticipated	33.33%	48
4	Less satisfying than what I had anticipated	12.50%	18
5	Not satisfying	1.39%	2
6	Prefer not to comment	11.81%	17
	Total	100%	144

1.6 Q2.6 - Are you, or do you consider yourself as:

(Select one answer. These activities can be carried out on a part-time basis)

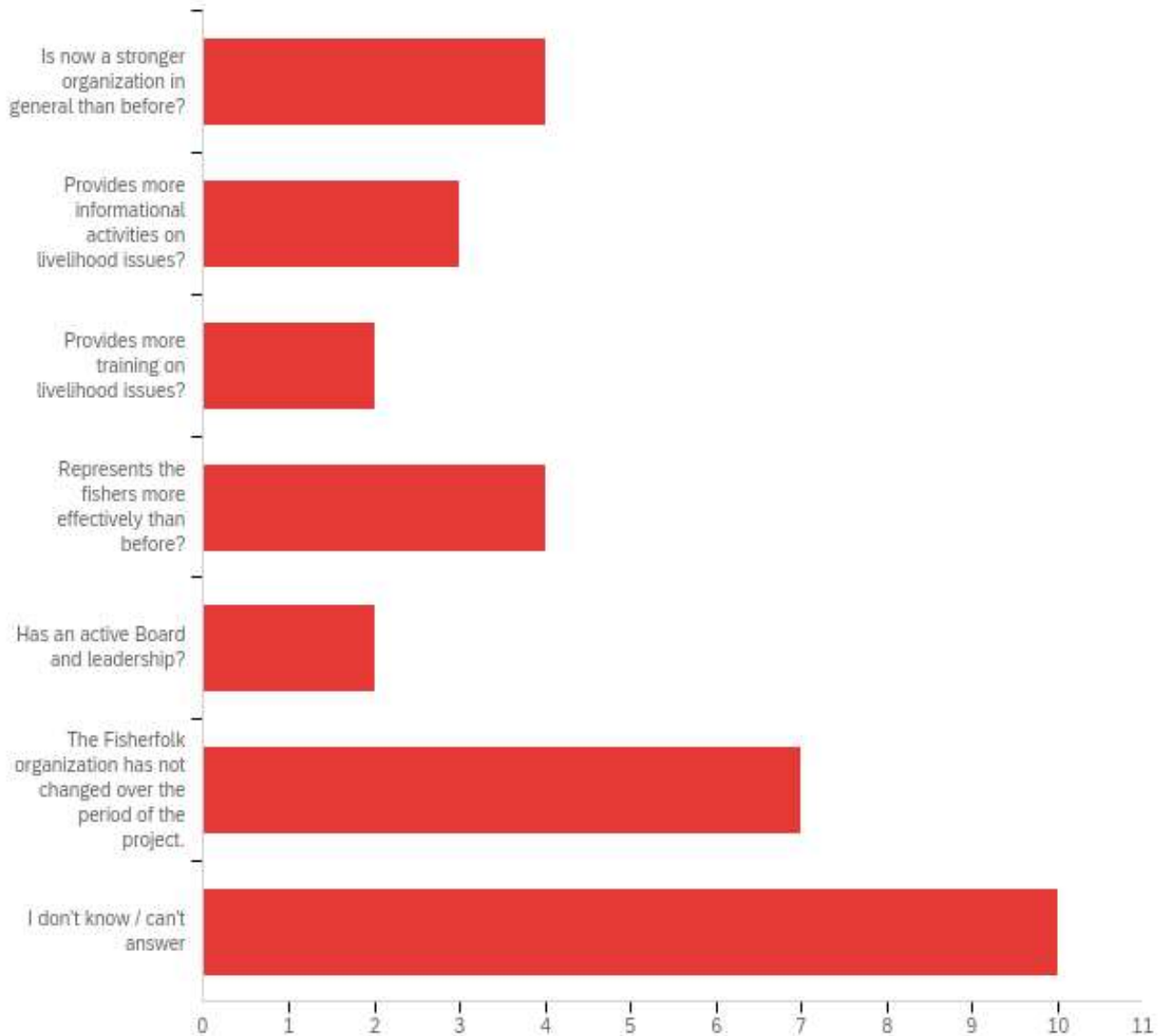


#	Field	Minimum	Maximum	Mean	Std Deviation	Variance	Count
1	Are you, or do you consider yourself as: (Select one answer. These activities can be carried out on a part-time basis)	2.00	5.00	4.43	1.10	1.22	144

#	Answer	%	Count
2	A fisher or a fish processor	14.58%	21
3	An aquaculturist (traditional aquaculture / aquaponics / seamoss)	4.86%	7
4	Both a fisher (or fish processor) and an aquaculturist	3.47%	5
5	Neither	77.08%	111
	Total	100%	144

1.7 Q3.1 –(SF) Would you say that the National Fisherfolk Organisation in your country:

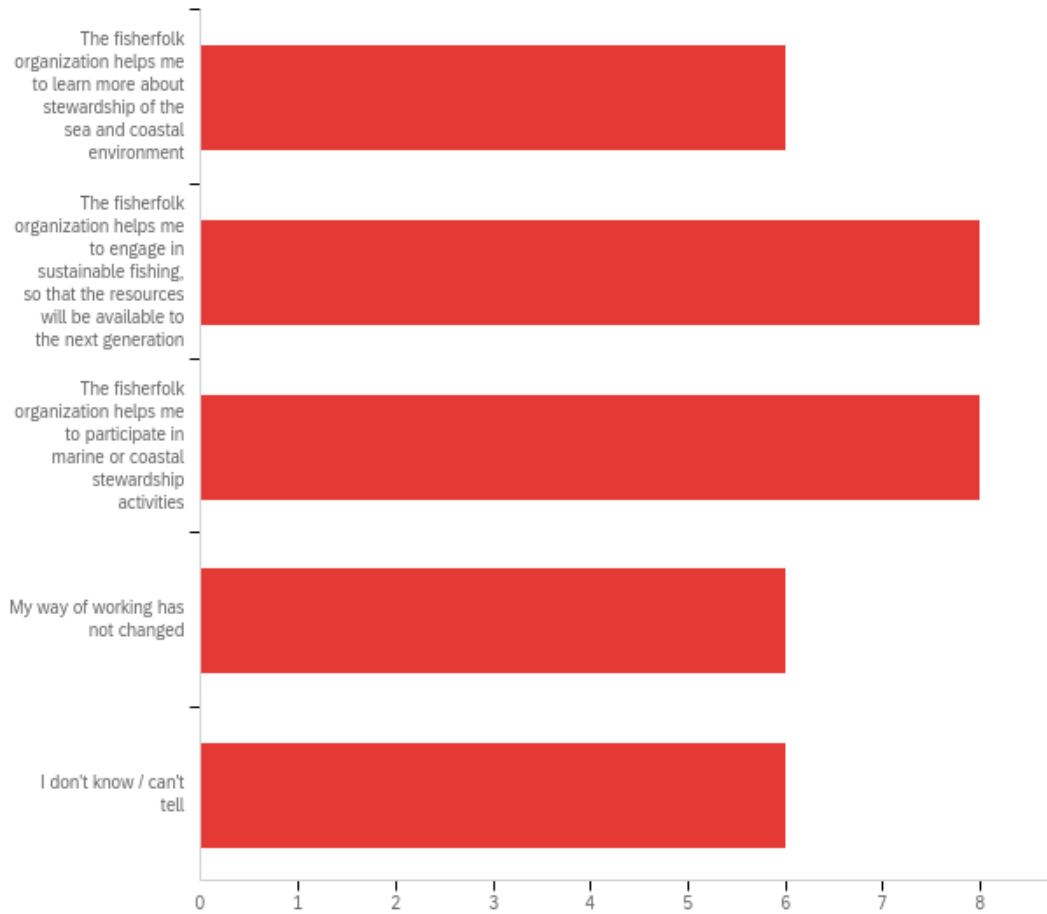
(Tick all statements that apply)



#	Answer	%	Count
1	Is now a stronger organization in general than before?	12.50%	4
2	Provides more informational activities on livelihood issues?	9.38%	3
3	Provides more training on livelihood issues?	6.25%	2
4	Represents the fishers more effectively than before?	12.50%	4
5	Has an active Board and leadership?	6.25%	2
6	The Fisherfolk organization has not changed over the period of the project.	21.88%	7
7	I don't know / can't answer	31.25%	10
	Total	100%	32

1.8 Q3.2 (SF) - Which of these statements apply to yourself as a fisher?

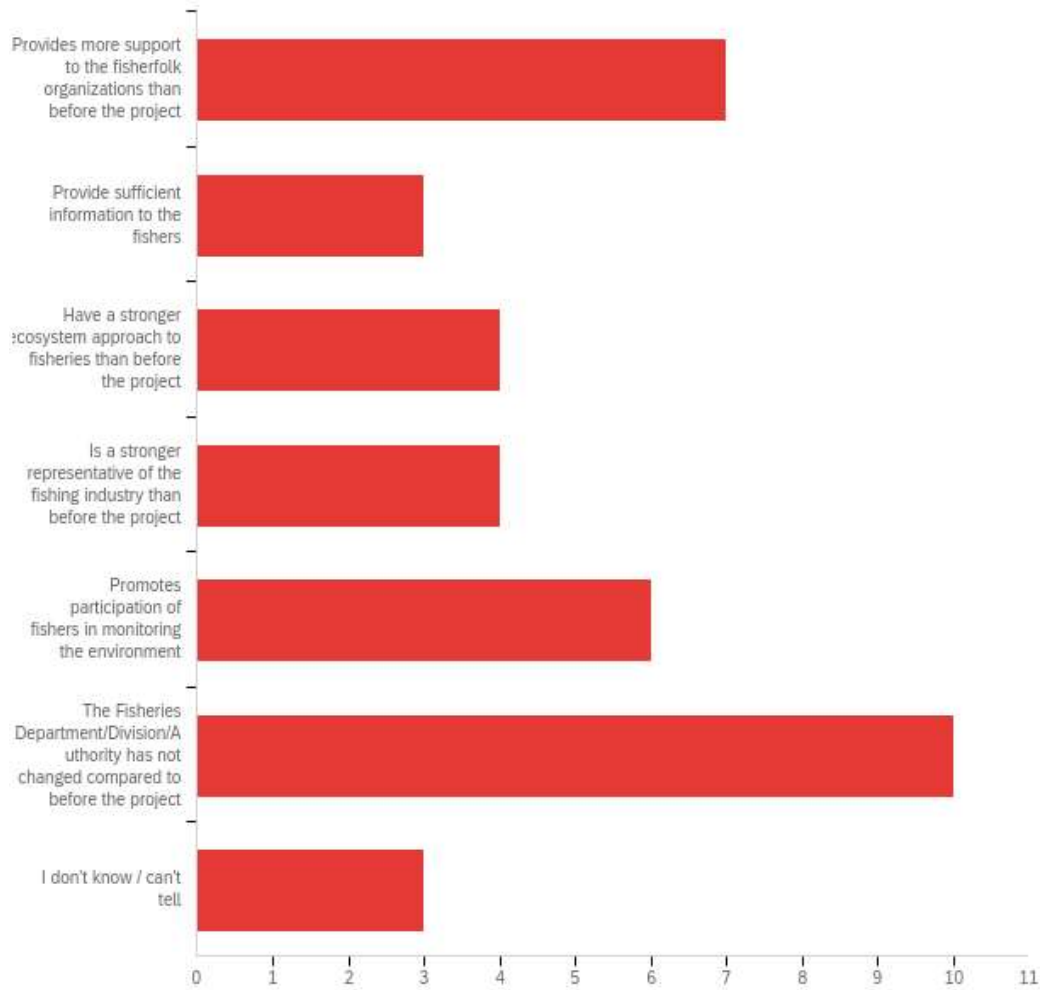
(Tick all statements that apply)



#	Answer	%	Count
1	The fisherfolk organization helps me to learn more about stewardship of the sea and coastal environment	17.65%	6
2	The fisherfolk organization helps me to engage in sustainable fishing, so that the resources will be available to the next generation	23.53%	8
3	The fisherfolk organization helps me to participate in marine or coastal stewardship activities	23.53%	8
4	My way of working has not changed	17.65%	6
5	I don't know / can't tell	17.65%	6
	Total	100%	34

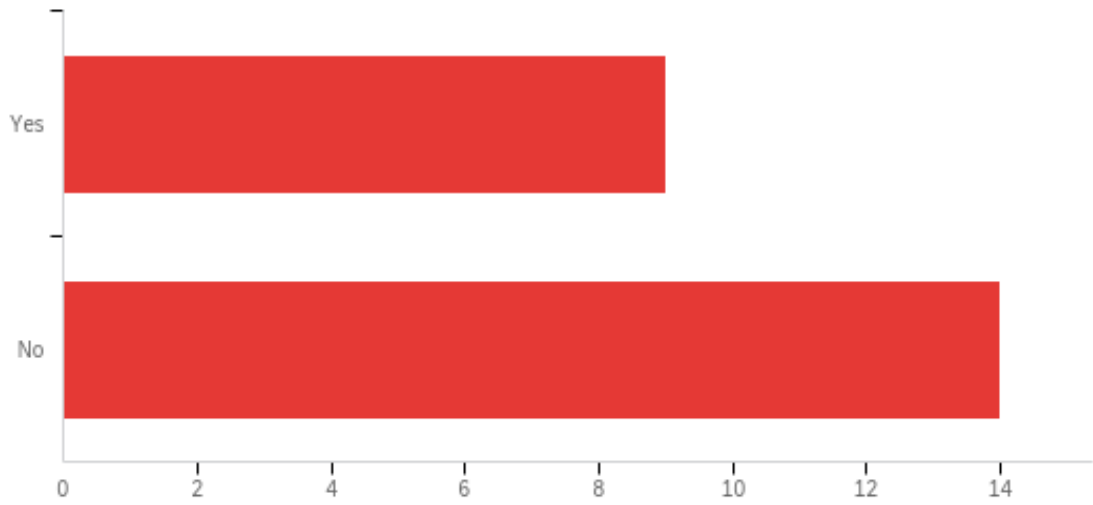
1.9 Q3.3 (SF) - Would you say that the Fisheries Department/Division/Authority in your country:

(Tick all statements that apply)



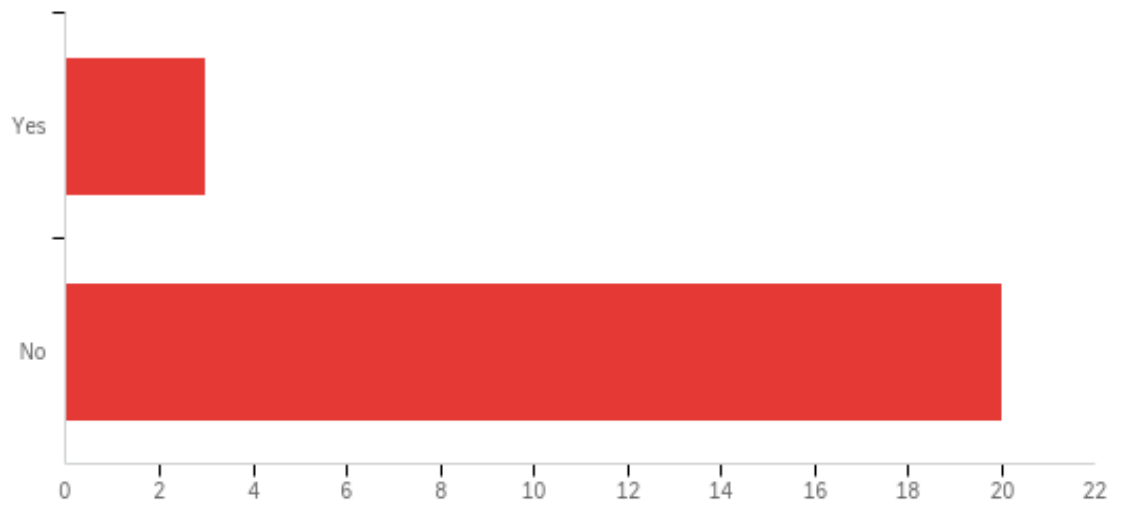
#	Answer	%	Count
1	Provides more support to the fisherfolk organizations than before the project	18.92%	7
2	Provide sufficient information to the fishers	8.11%	3
3	Have a stronger ecosystem approach to fisheries than before the project	10.81%	4
4	Is a stronger representative of the fishing industry than before the project	10.81%	4
5	Promotes participation of fishers in monitoring the environment	16.22%	6
6	The Fisheries Department/Division/Authority has not changed compared to before the project	27.03%	10
7	I don't know / can't tell	8.11%	3
	Total	100%	37

1.10 Q3.4 - Have you received safety at sea (and related) training from the project?



#	Field	Minimum	Maximum	Mean	Std Deviation	Variance	Count
1	Have you received safety at sea (and related) training from the project?	1.00	2.00	1.61	0.49	0.24	23
#	Answer				%	Count	
1	Yes				39.13%	9	
2	No				60.87%	14	
	Total				100%	23	

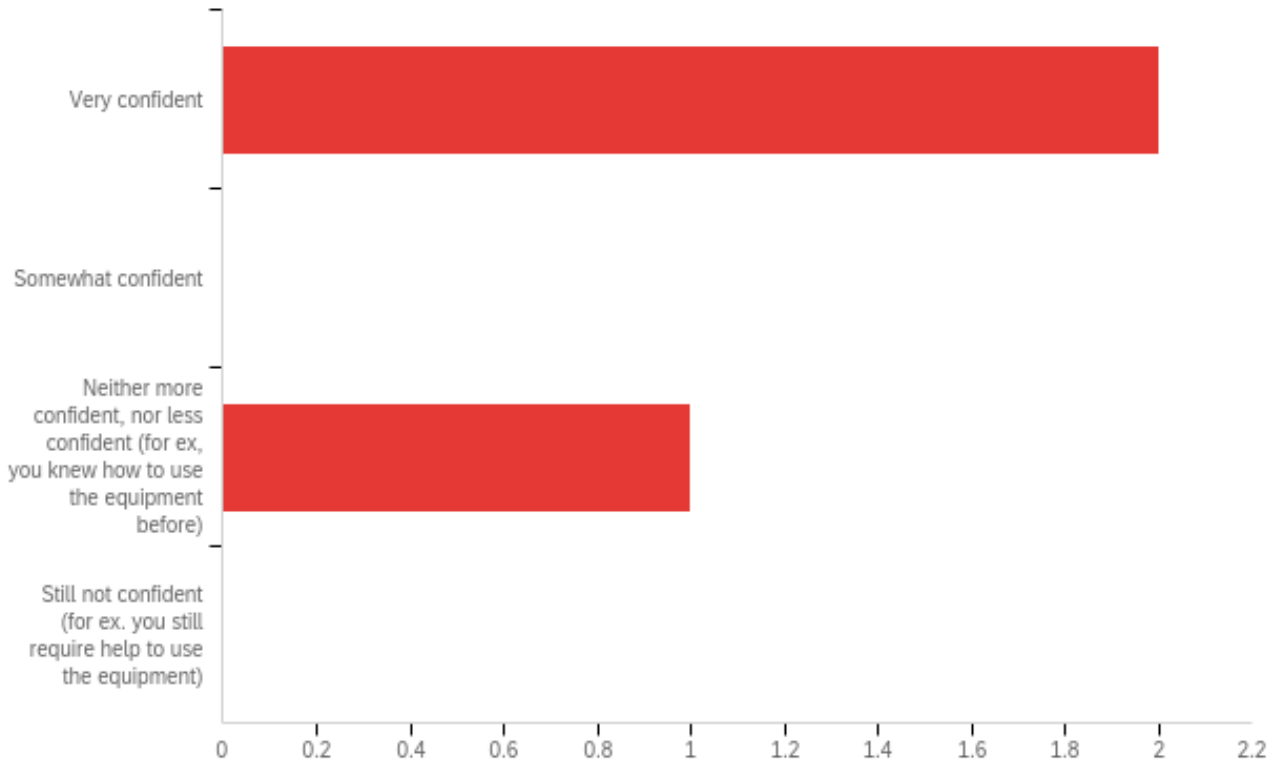
1.11 Q3.5 - Have you received safety at sea equipment from the project?



#	Field	Minimum	Maximum	Mean	Std Deviation	Variance	Count
1	Have you received safety at sea equipment from the project?	1.00	2.00	1.87	0.34	0.11	23

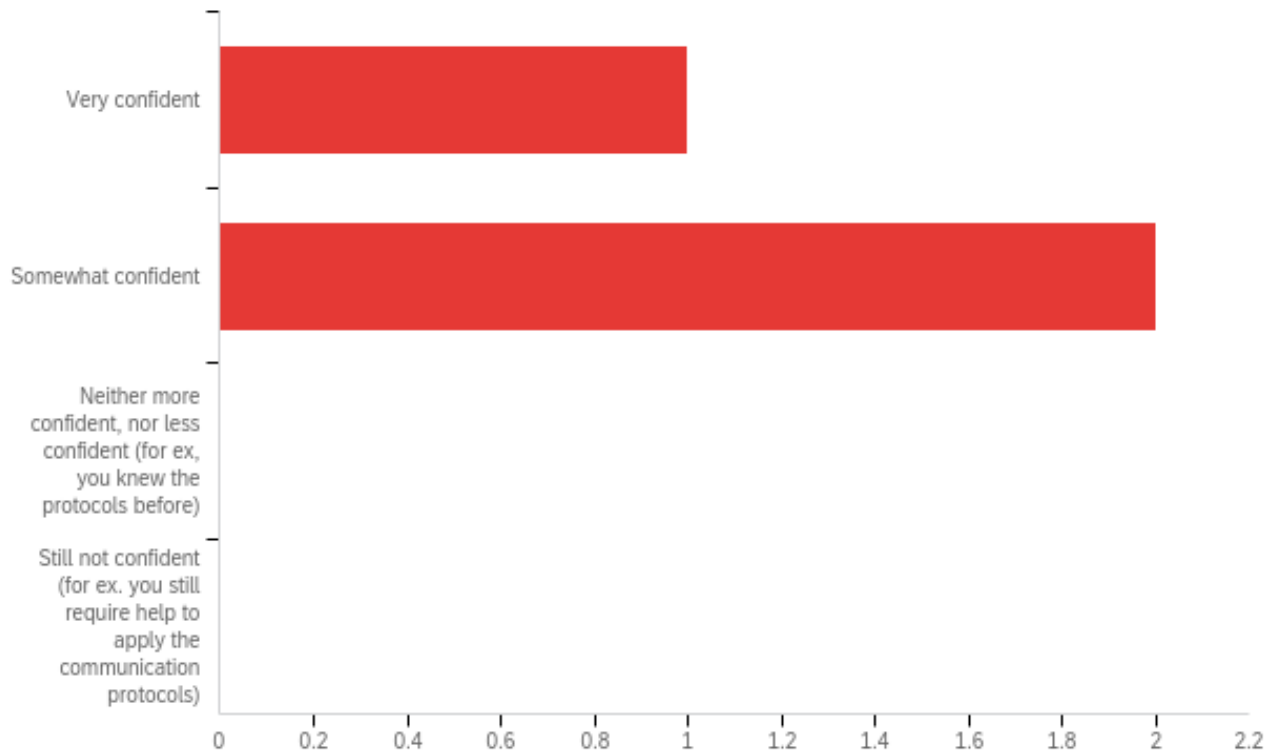
#	Answer	%	Count
1	Yes	13.04%	3
2	No	86.96%	20
	Total	100%	23

1.12 Q3.6 - Today, how confident do you feel in using the equipment (for ex. VHF radio and other ICT tools) you have received?



#	Field	Minimum	Maximum	Mean	Std Deviation	Variance	Count
1	Today, how confident do you feel in using the equipment (for ex. VHF radio and other ICT tools) you have received?	1.00	3.00	1.67	0.94	0.89	3
#	Answer	%	Count				
1	Very confident	66.67%	2				
2	Somewhat confident	0.00%	0				
3	Neither more confident, nor less confident (for ex, you knew how to use the equipment before)	33.33%	1				
4	Still not confident (for ex. you still require help to use the equipment)	0.00%	0				
	Total	100%	3				

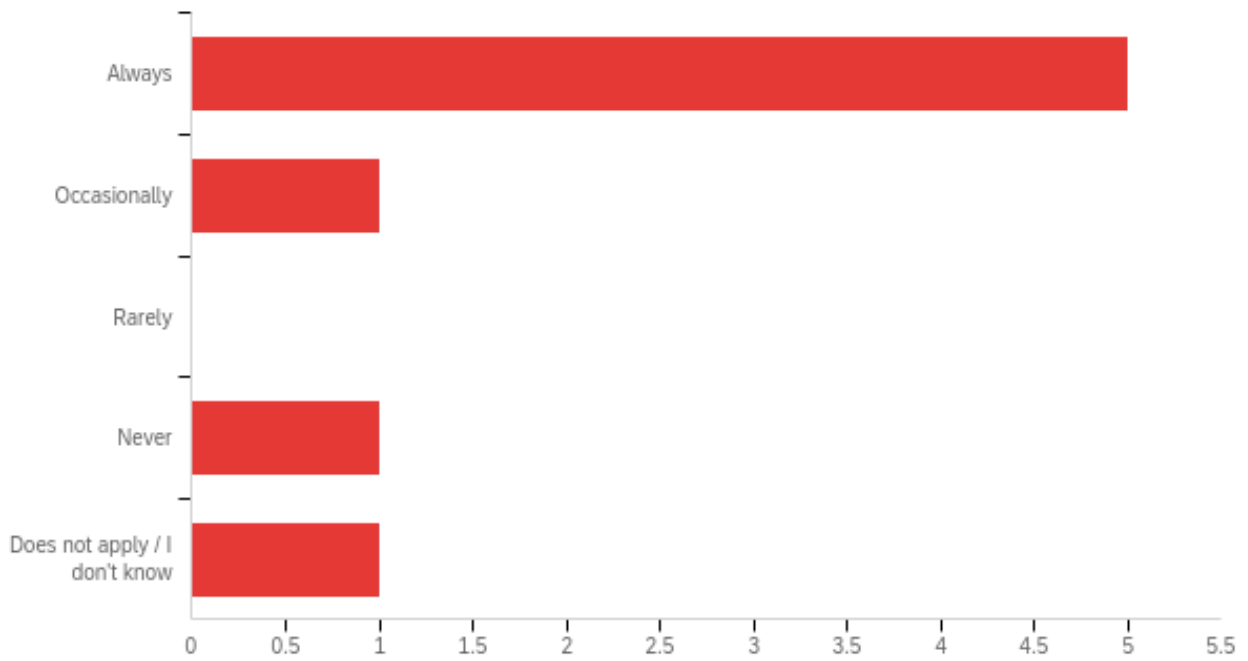
1.13 Q3.7 - Today, how confident do you feel in applying communication protocols for safety at sea that you have received?



#	Field	Minimum	Maximum	Mean	Std Deviation	Variance	Count
1	Today, how confident do you feel in applying communication protocols for safety at sea that you have received?	1.00	2.00	1.67	0.47	0.22	3

#	Answer	%	Count
1	Very confident	33.33%	1
2	Somewhat confident	66.67%	2
3	Neither more confident, nor less confident (for ex, you knew the protocols before)	0.00%	0
4	Still not confident (for ex. you still require help to apply the communication protocols)	0.00%	0
	Total	100%	3

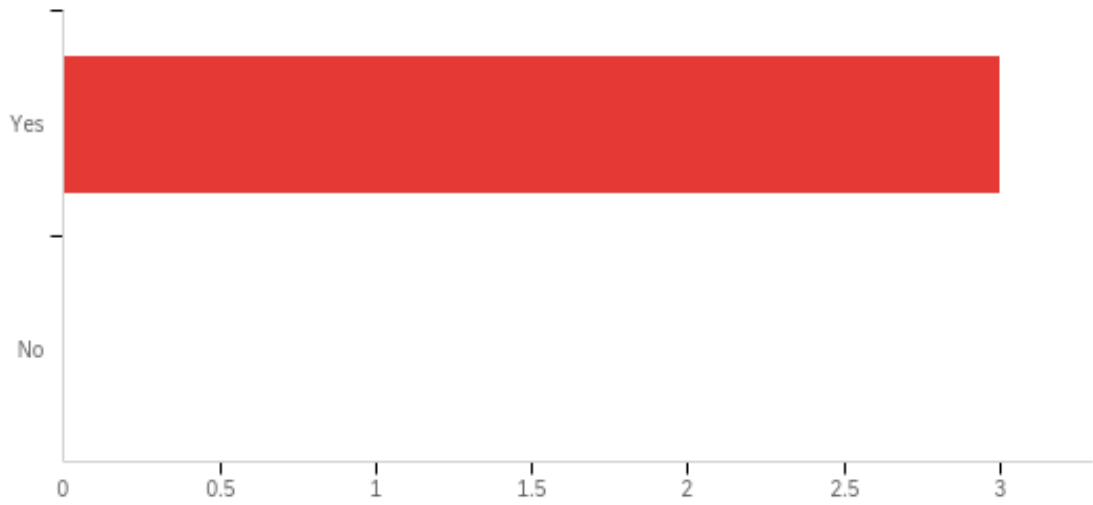
1.14 Q3.8 - Today, how often are you taking the safety at sea equipment you have received on your fishing trips?



#	Field	Minimum	Maximum	Mean	Std Deviation	Variance	Count
1	Today, how often are you taking the safety at sea equipment you have received on your fishing trips?	1.00	5.00	2.00	1.50	2.25	8

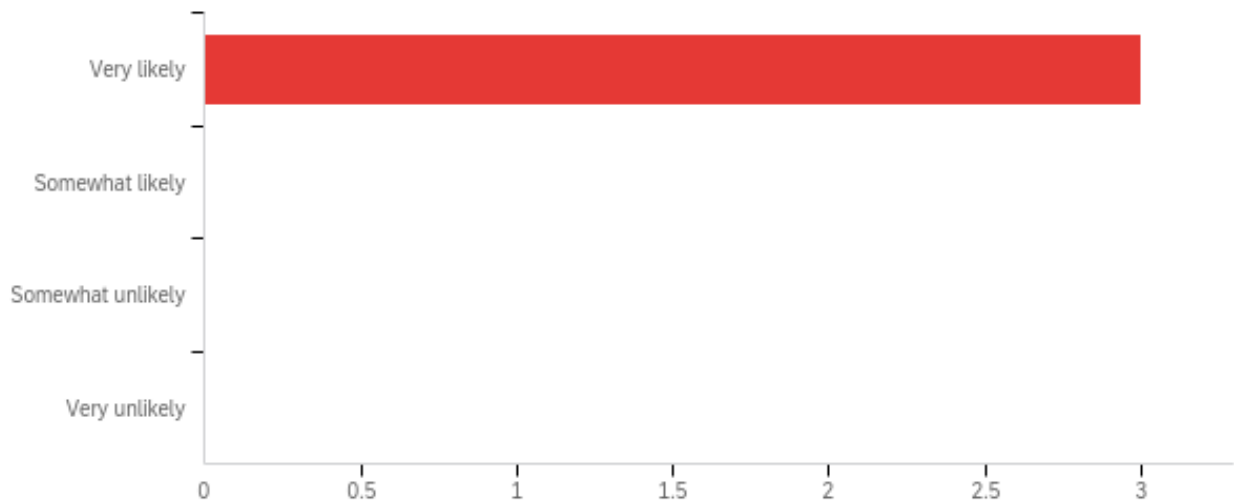
#	Answer	%	Count
1	Always	62.50%	5
2	Occasionally	12.50%	1
3	Rarely	0.00%	0
4	Never	12.50%	1
5	Does not apply / I don't know	12.50%	1
	Total	100%	8

1.15 Q3.9 - Do you know where to go / who to reach out to, if there is an issue with your safety at sea equipment?



#	Field	Minimum	Maximum	Mean	Std Deviation	Variance	Count
1	Do you know where to go / who to reach out to, if there is an issue with your safety at sea equipment?	1.00	1.00	1.00	0.00	0.00	3
#	Answer	%				Count	
1	Yes	100.00%				3	
2	No	0.00%				0	
	Total	100%				3	

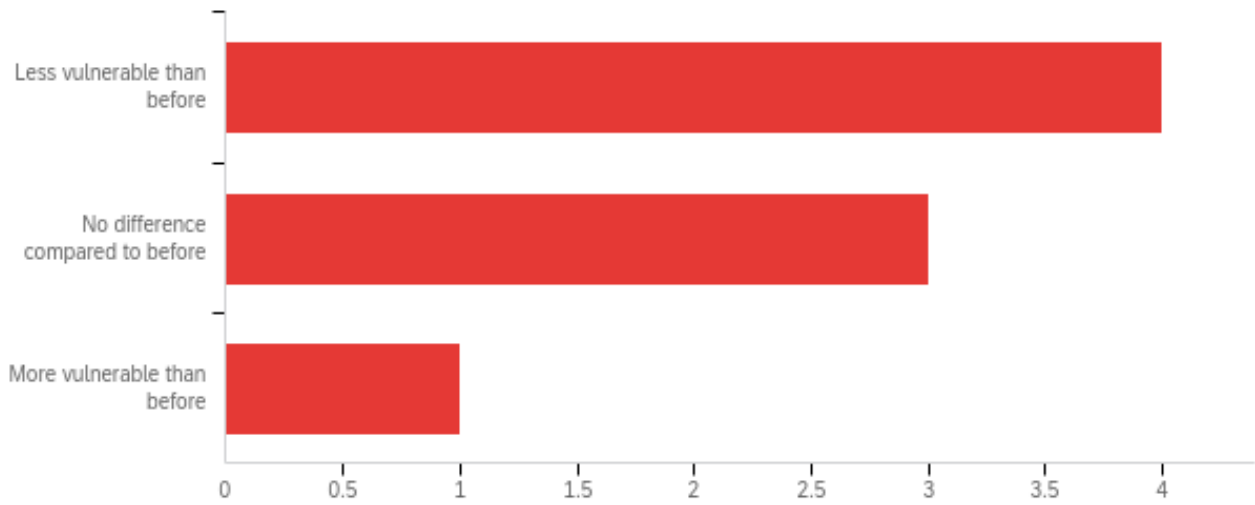
1.16 Q3.10 - How likely are you to continue using safety at sea equipment and safer fishing and seafaring practices?



#	Field	Minimum	Maximum	Mean	Std Deviation	Variance	Count
1	How likely are you to continue using safety at sea equipment and safer fishing and seafaring practices?	1.00	1.00	1.00	0.00	0.00	3

#	Answer	%	Count
1	Very likely	100.00%	3
2	Somewhat likely	0.00%	0
3	Somewhat unlikely	0.00%	0
4	Very unlikely	0.00%	0
	Total	100%	3

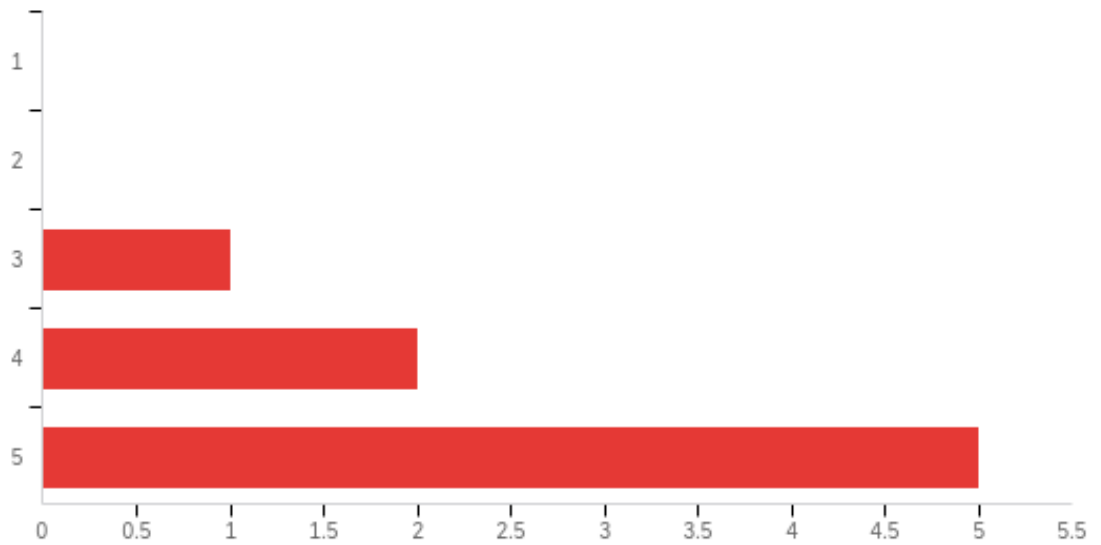
1.17 Q3.11 - Compared to before you received the safety at sea training, how vulnerable do you feel when you go out fishing?



#	Field	Minimum	Maximum	Mean	Std Deviation	Variance	Count
1	Compared to before you received the safety at sea training, how vulnerable do you feel when you go out fishing?	1.00	3.00	1.63	0.70	0.48	8

#	Answer	%	Count
1	Less vulnerable than before	50.00%	4
2	No difference compared to before	37.50%	3
3	More vulnerable than before	12.50%	1
	Total	100%	8

1.18 Q3.12 - On a 1 to 5 scale, how would you rate the training you have received? From 1: least useful and lowest quality, to 5: most useful and highest quality)



#	Field	Minimum	Maximum	Mean	Std Deviation	Variance	Count
1	On a 1 to 5 scale, how would you rate the training you have received? From 1: least useful and lowest quality, to 5: most useful and highest quality)	6.00	8.00	7.50	0.71	0.50	8
#	Answer				%	Count	
4	1				0.00%	0	
5	2				0.00%	0	
6	3				12.50%	1	
7	4				25.00%	2	
8	5				62.50%	5	
	Total				100%	8	

1.19 Q3.13 - What would encourage you to attend more capacity building events?

(Score each option from 1: lowest incentive, to 5: highest incentive)



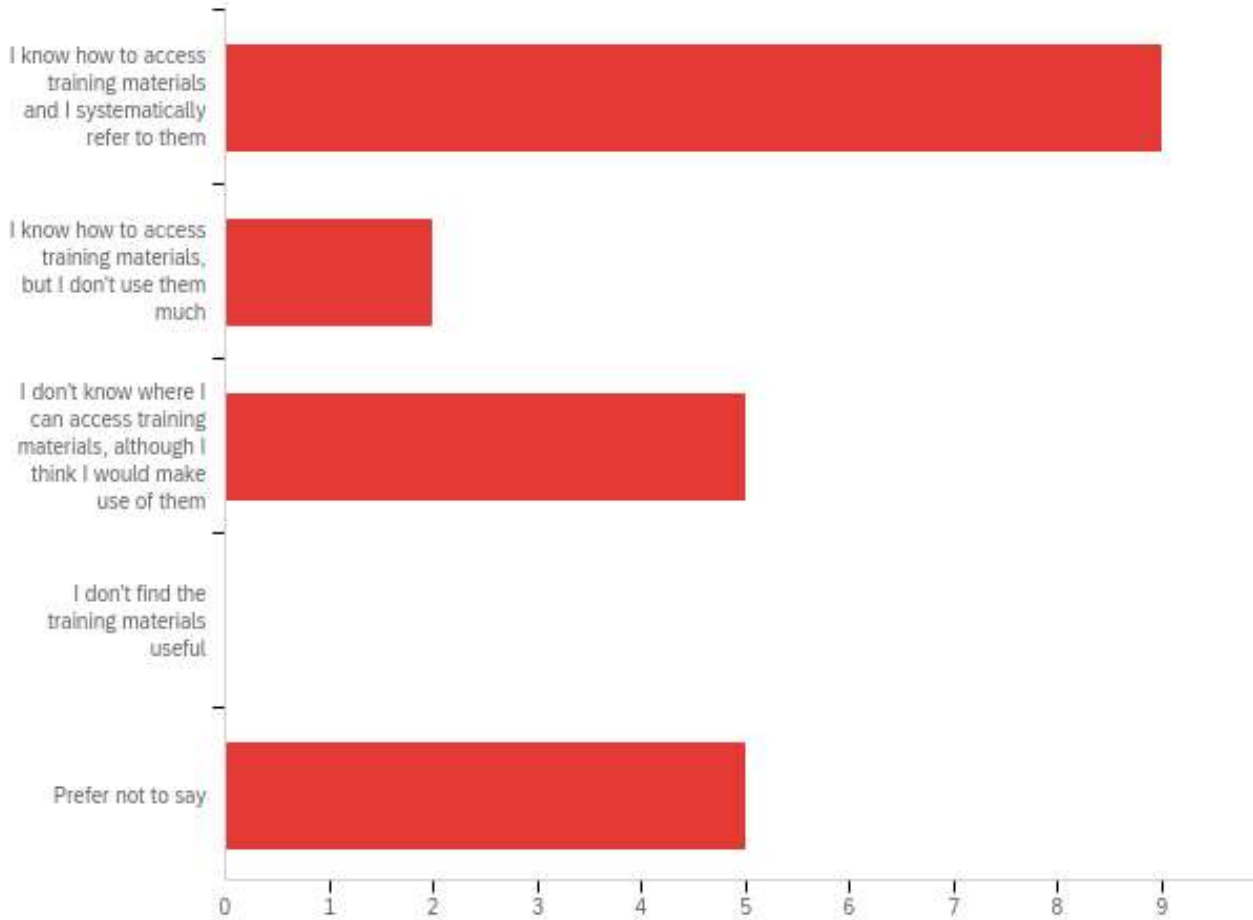
#	Field	Minimum	Maximum	Mean	Std Deviation	Variance	Count
1	If the meeting was held face-to-face (while being Covid-safe)	1.00	6.00	3.53	1.65	2.72	17
2	If the meeting time was different	1.00	6.00	3.64	1.95	3.80	14
3	If the trainers were people I know	1.00	6.00	2.93	2.08	4.33	15
4	If equipment was provided and could be kept	1.00	4.00	2.88	1.11	1.23	16
5	If other topics were covered, e.g. business and organisational skills	1.00	6.00	3.93	1.29	1.66	15
6	If the targeted participants were different	1.00	6.00	2.79	1.86	3.45	14

7	If credit for data was provided when the training is virtual (ex. for Zoom access)	1.00	6.00	2.86	1.46	2.12	14
8	If food was provided (in the case of face-to-face meetings)	1.00	6.00	3.21	1.90	3.60	14
9	If a financial compensation for attendance was provided	1.00	6.00	3.60	1.40	1.97	15
10	Other (please explain)	1.00	6.00	4.33	2.36	5.56	3

#	Question	1	2	4	5	3	Total					
1	If the meeting was held face-to-face (while being Covid-safe)	23.53%	4	0.00%	0	11.76%	2	47.06%	8	17.65%	3	17
2	If the meeting time was different	21.43%	3	7.14%	1	28.57%	4	7.14%	1	35.71%	5	14
3	If the trainers were people I know	46.67%	7	0.00%	0	20.00%	3	6.67%	1	26.67%	4	15
4	If equipment was provided and could be kept	18.75%	3	12.50%	2	31.25%	5	37.50%	6	0.00%	0	16
5	If other topics were covered, e.g. business and organisational skills	6.67%	1	0.00%	0	26.67%	4	46.67%	7	20.00%	3	15
6	If the targeted participants were different	35.71%	5	14.29%	2	28.57%	4	0.00%	0	21.43%	3	14
7	If credit for data was provided when the training is virtual (ex. for Zoom access)	28.57%	4	7.14%	1	28.57%	4	28.57%	4	7.14%	1	14
8	If food was provided (in the case of face-to-face meetings)	35.71%	5	0.00%	0	14.29%	2	28.57%	4	21.43%	3	14
9	If a financial compensation for attendance was provided	13.33%	2	6.67%	1	13.33%	2	53.33%	8	13.33%	2	15
10	Other (please explain)	33.33%	1	0.00%	0	0.00%	0	0.00%	0	66.67%	2	3

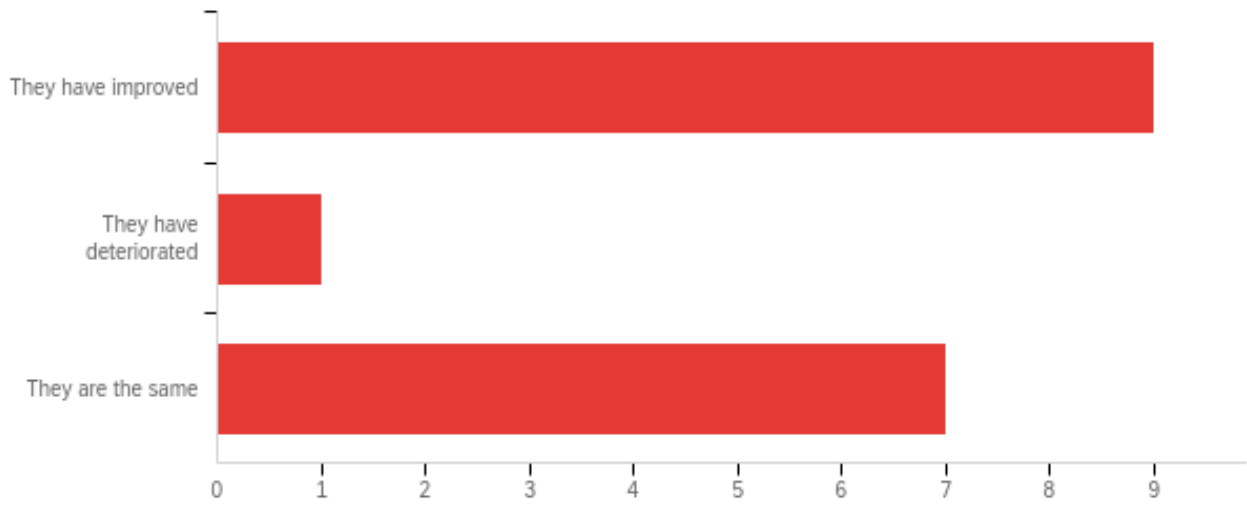
1.20 Q3.14 - What use are you making of the training materials produced by the project? (ex. manuals, course notes etc.).

Please select the statement that best applies to you.



#	Field	Minimum	Maximum	Mean	Std Deviation	Variance	Count
1	What use are you making of the training materials produced by the project? (ex. manuals, course notes etc.). Please select the statement that best applies to you.	1.00	5.00	2.52	1.59	2.54	21
#	Answer	%	Count				
1	I know how to access training materials and I systematically refer to them	42.86%	9				
2	I know how to access training materials, but I don't use them much	9.52%	2				
3	I don't know where I can access training materials, although I think I would make use of them	23.81%	5				
4	I don't find the training materials useful	0.00%	0				
5	Prefer not to say	23.81%	5				
	Total	100%	21				

1.21 Q3.15 - How have your relationships with the authorities (Coast Guards, Fisheries Department/Division, Telecoms) changed as a result of your participation in the project?

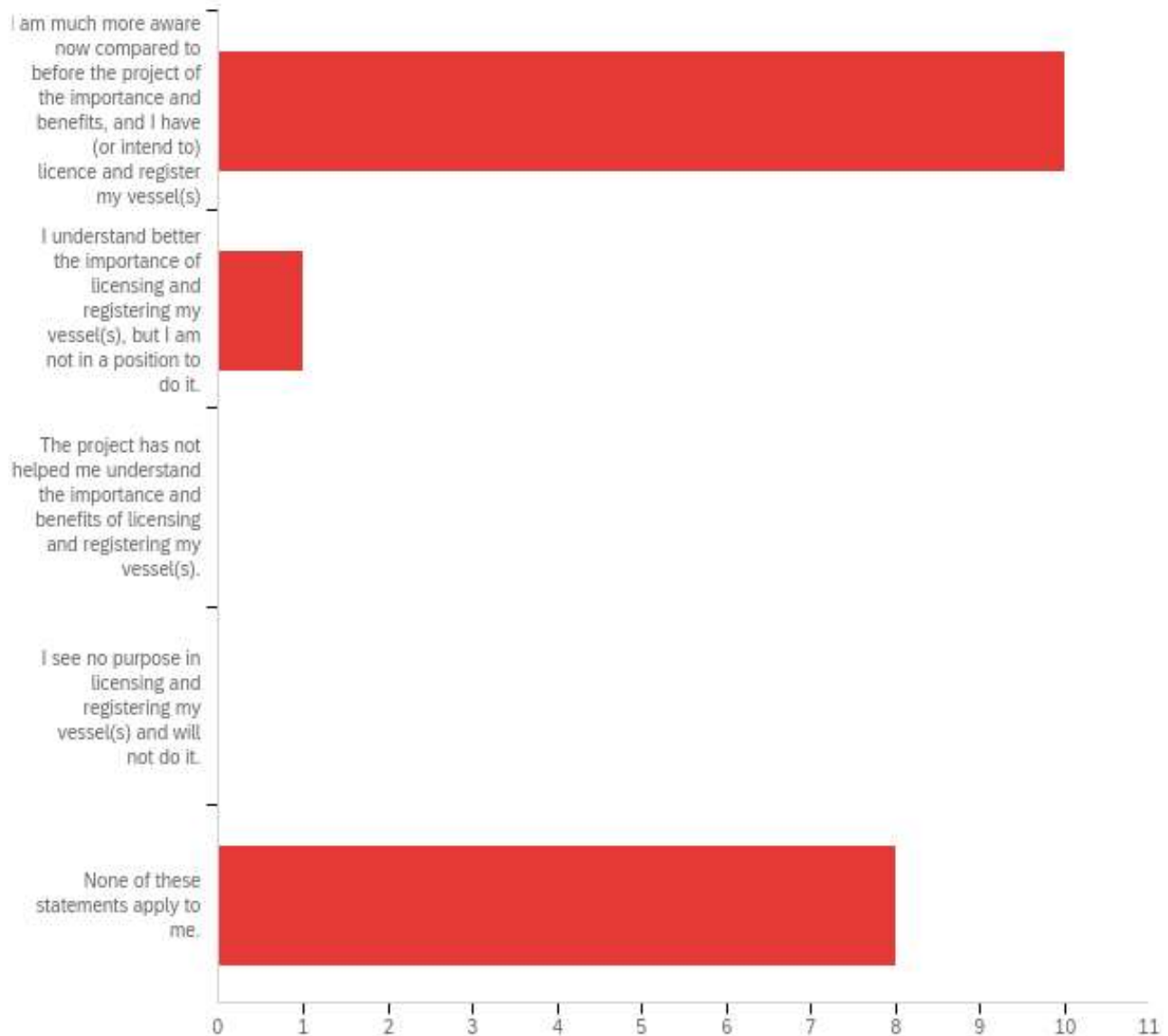


#	Field	Minimum	Maximum	Mean	Std Deviation	Variance	Count
1	How have your relationships with the authorities (Coast Guards, Fisheries Department/Division, Telecoms) changed as a result of your participation in the project?	1.00	3.00	1.88	0.96	0.93	17

#	Answer	%	Count
1	They have improved	52.94%	9
2	They have deteriorated	5.88%	1
3	They are the same	41.18%	7
	Total	100%	17

1.22 Q3.16 - Regarding the licensing and registering your vessel(s), which of the following statements best applies to you?

(one answer only)

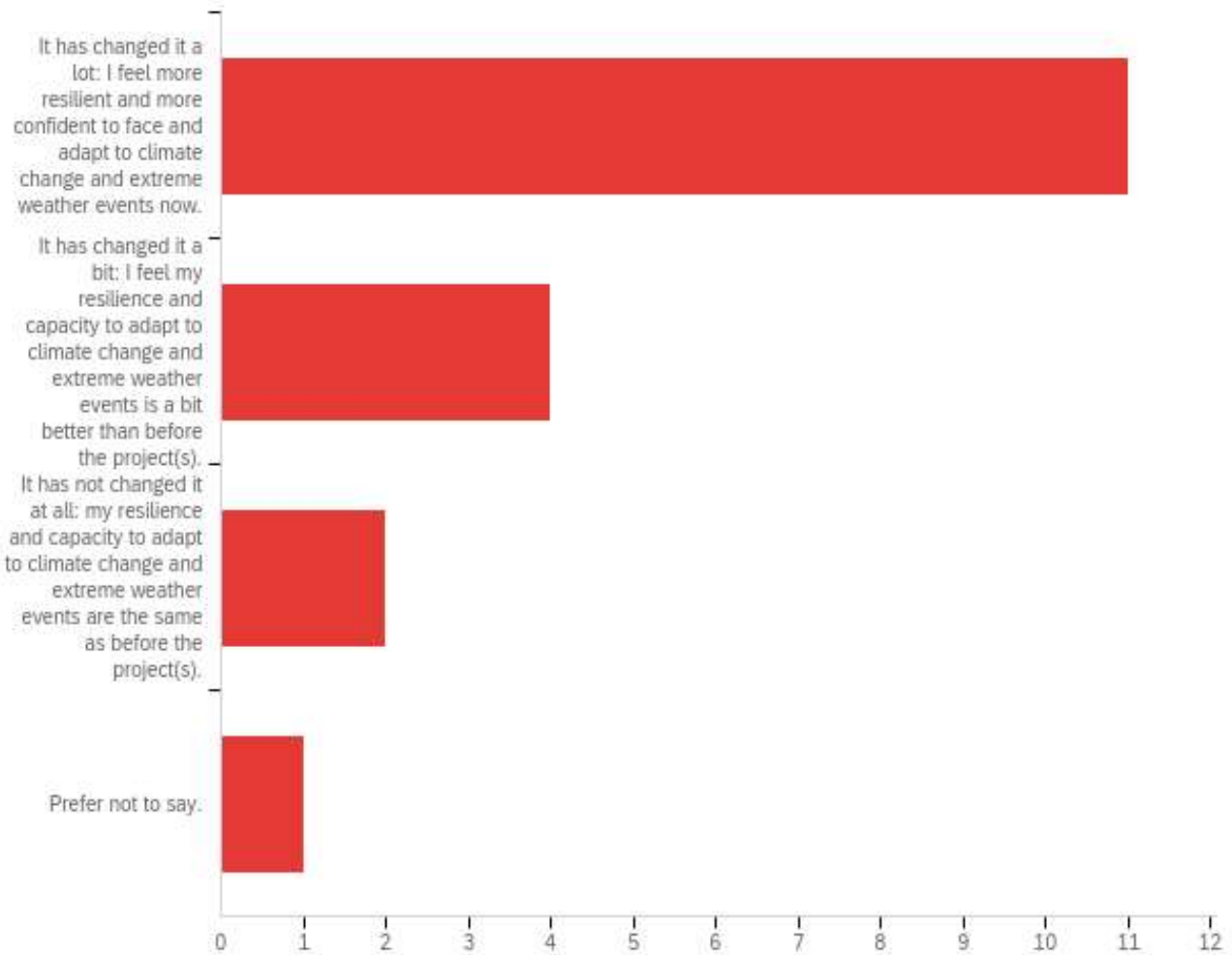


#	Field	Minimum	Maximum	Mean	Std Deviation	Variance	Count
1	Regarding the licensing and registering your vessel(s), which of the following statements best applies to you? (one answer only)	1.00	5.00	2.74	1.94	3.77	19

#	Answer	%	Count
1	I am much more aware now compared to before the project of the importance and benefits, and I have (or intend to) licence and register my vessel(s)	52.63%	10
2	I understand better the importance of licensing and registering my vessel(s), but I am not in a position to do it.	5.26%	1
3	The project has not helped me understand the importance and benefits of licensing and registering my vessel(s).	0.00%	0

4	I see no purpose in licensing and registering my vessel(s) and will not do it.	0.00%	0
5	None of these statements apply to me.	42.11%	8
	Total	100%	19

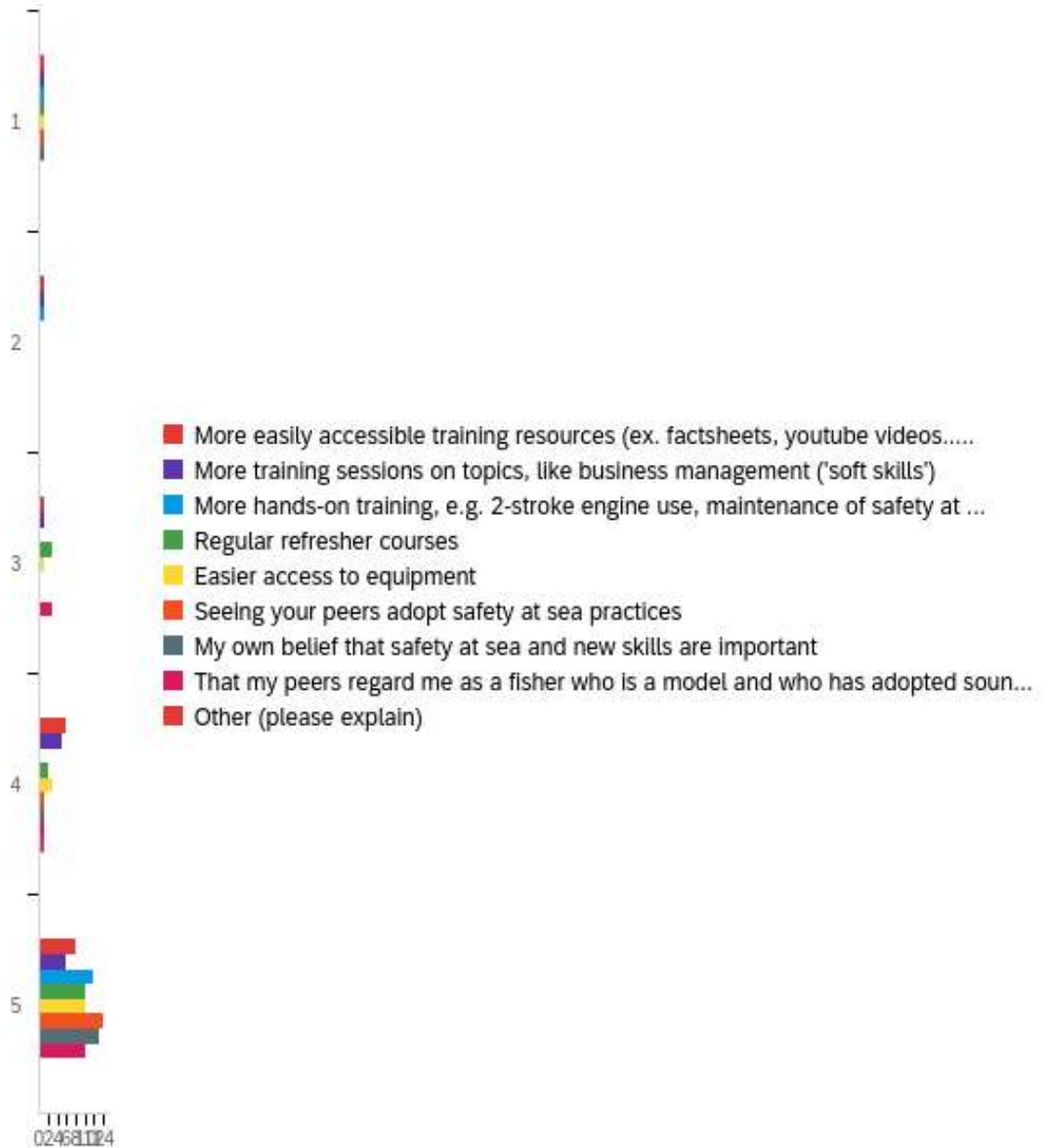
1.23 Q3.17 - To what extent has the project increased your capacity to adapt to climate change and extreme weather events?



#	Field	Minimum	Maximum	Mean	Std Deviation	Variance	Count
1	To what extent has the project increased your capacity to adapt to climate change and extreme weather events?	1.00	5.00	1.67	1.05	1.11	18
#	Answer	%	Count				
1	It has changed it a lot: I feel more resilient and more confident to face and adapt to climate change and extreme weather events now.	61.11%	11				
2	It has changed it a bit: I feel my resilience and capacity to adapt to climate change and extreme weather events is a bit better than before the project(s).	22.22%	4				
3	It has not changed it at all: my resilience and capacity to adapt to climate change and extreme weather events are the same as before the project(s).	11.11%	2				
5	Prefer not to say.	5.56%	1				
	Total	100%	18				

1.24 Q3.18 - What will encourage you to continue putting in practice what you have learned from the project?

(Score each option from 1: lowest incentive, to 5: highest incentive)



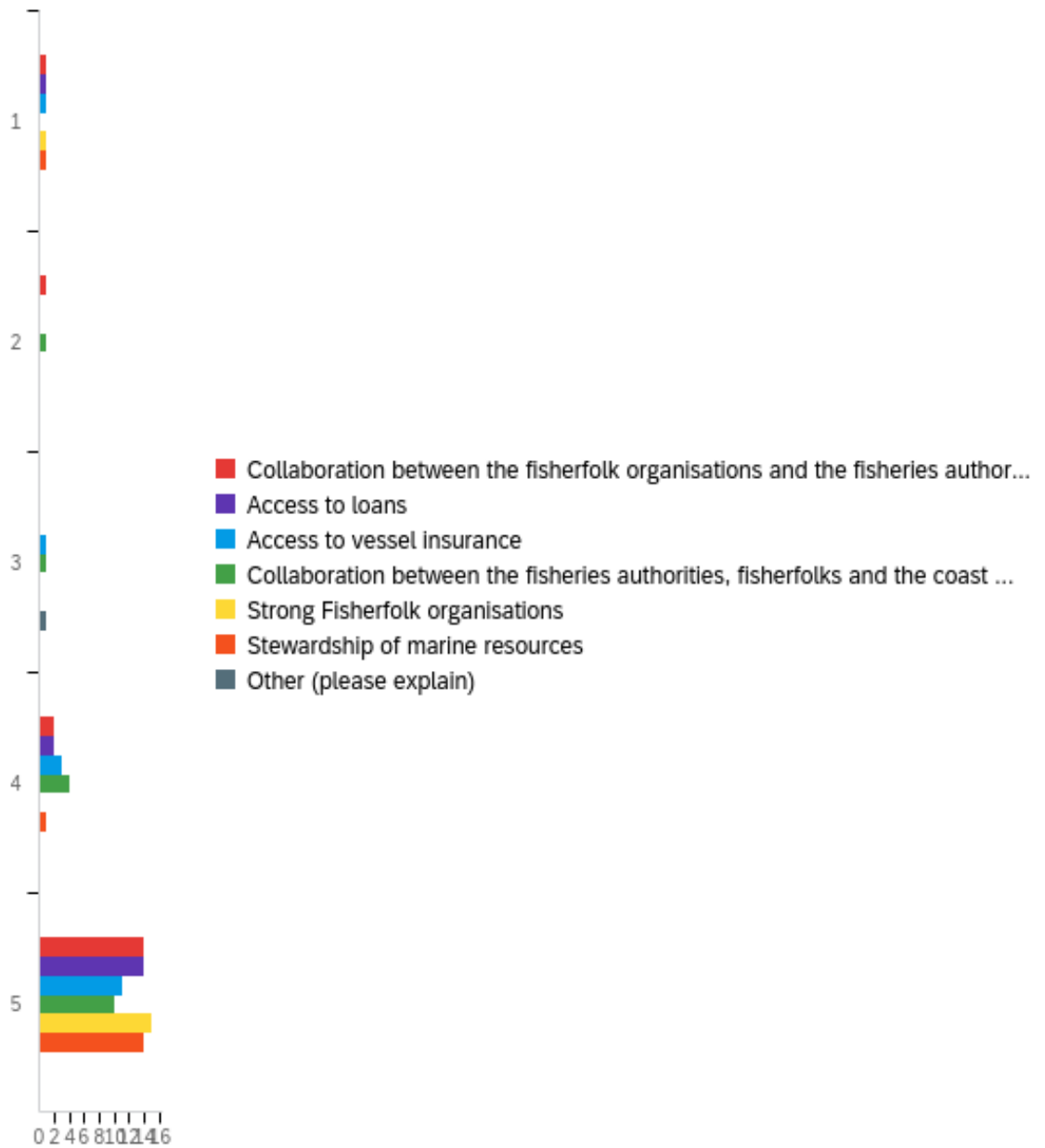
#	Field	Minimum	Maximum	Mean	Std Deviation	Variance	Count
1	More easily accessible training resources (ex. factsheets, youtube videos...)	1.00	5.00	4.12	1.13	1.28	17
2	More training sessions on topics, like business management ('soft skills')	1.00	5.00	4.00	1.20	1.43	14
3	More hands-on training, e.g. 2-stroke engine use, maintenance of safety at sea equipment etc.	1.00	5.00	4.50	1.24	1.54	14
4	Regular refresher courses	1.00	5.00	4.25	1.15	1.31	16
5	Easier access to equipment	1.00	5.00	4.40	1.08	1.17	15
6	Seeing your peers adopt safety at sea practices	1.00	5.00	4.69	0.98	0.96	16

7	My own belief that safety at sea and new skills are important	1.00	5.00	4.67	1.01	1.02	15
8	That my peers regard me as a fisher who is a model and who has adopted sound safety at sea practices	3.00	5.00	4.50	0.82	0.68	14
9	Other (please explain)	4.00	4.00	4.00	0.00	0.00	1

#	Question	1	2	3	4	5	Total					
1	More easily accessible training resources (ex. factsheets, youtube videos...)	5.88%	1	5.88%	1	5.88%	1	35.29%	6	47.06%	8	17
2	More training sessions on topics, like business management ('soft skills')	7.14%	1	7.14%	1	7.14%	1	35.71%	5	42.86%	6	14
3	More hands-on training, e.g. 2-stroke engine use, maintenance of safety at sea equipment etc.	7.14%	1	7.14%	1	0.00%	0	0.00%	0	85.71%	12	14
4	Regular refresher courses	6.25%	1	0.00%	0	18.75%	3	12.50%	2	62.50%	10	16
5	Easier access to equipment	6.67%	1	0.00%	0	6.67%	1	20.00%	3	66.67%	10	15
6	Seeing your peers adopt safety at sea practices	6.25%	1	0.00%	0	0.00%	0	6.25%	1	87.50%	14	16
7	My own belief that safety at sea and new skills are important	6.67%	1	0.00%	0	0.00%	0	6.67%	1	86.67%	13	15
8	That my peers regard me as a fisher who is a model and who has adopted sound safety at sea practices	0.00%	0	0.00%	0	21.43%	3	7.14%	1	71.43%	10	14
9	Other (please explain)	0.00%	0	0.00%	0	0.00%	0	100.00%	1	0.00%	0	1

1.25 Q3.19 - What would you like to see more of in the future?

Score each option from 1: least, to 5: most)

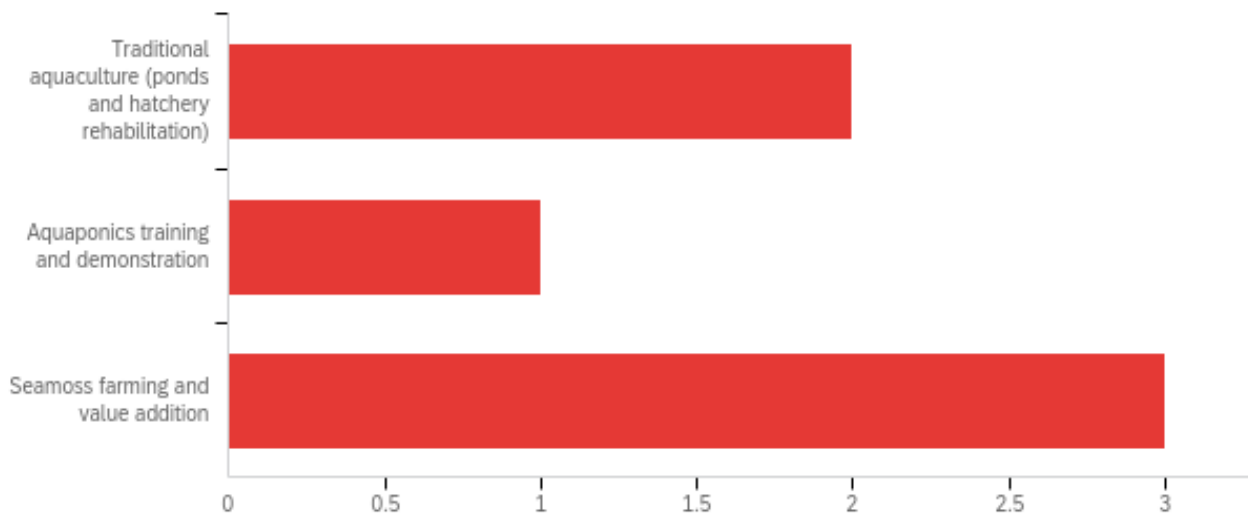


#	Field	Minimum	Maximum	Mean	Std Deviation	Variance	Count
1	Collaboration between the fisherfolk organisations and the fisheries authorities	1.00	5.00	4.50	1.12	1.25	18
2	Access to loans	1.00	5.00	4.65	0.97	0.93	17
3	Access to vessel insurance	1.00	5.00	4.44	1.06	1.12	16
4	Collaboration between the fisheries authorities, fisherfolks and the coast guards	2.00	5.00	4.44	0.86	0.75	16
5	Strong Fisherfolk organisations	1.00	5.00	4.75	0.97	0.94	16
6	Stewardship of marine resources	1.00	5.00	4.69	0.98	0.96	16
7	Other (please explain)	3.00	3.00	3.00	0.00	0.00	1

#	Question	1	2	3	4	5	Total					
1	Collaboration between the fisherfolk organisations and the fisheries authorities	5.56%	1	5.56%	1	0.00%	0	11.11%	2	77.78%	14	18
2	Access to loans	5.88%	1	0.00%	0	0.00%	0	11.76%	2	82.35%	14	17
3	Access to vessel insurance	6.25%	1	0.00%	0	6.25%	1	18.75%	3	68.75%	11	16
4	Collaboration between the fisheries authorities, fisherfolks and the coast guards	0.00%	0	6.25%	1	6.25%	1	25.00%	4	62.50%	10	16
5	Strong Fisherfolk organisations	6.25%	1	0.00%	0	0.00%	0	0.00%	0	93.75%	15	16
6	Stewardship of marine resources	6.25%	1	0.00%	0	0.00%	0	6.25%	1	87.50%	14	16
7	Other (please explain)	0.00%	0	0.00%	0	100.00%	1	0.00%	0	0.00%	0	1

1.26 Q4.1 - From which type of aquaculture have you benefitted the most through the project?

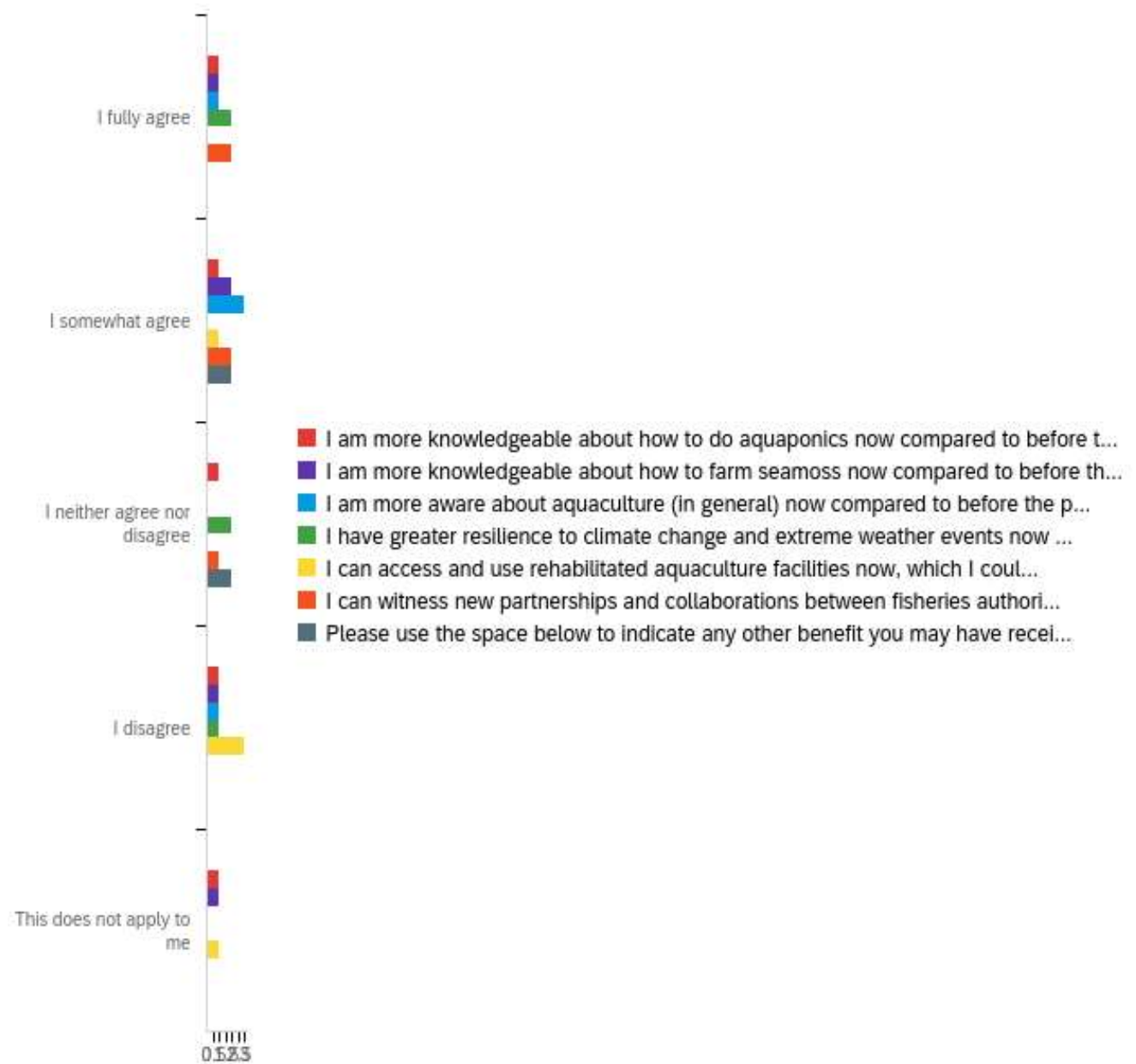
(multiple answers possible)



#	Answer	%	Count
1	Traditional aquaculture (ponds and hatchery rehabilitation)	33.33%	2
2	Aquaponics training and demonstration	16.67%	1
3	Seamoss farming and value addition	50.00%	3
	Total	100%	6

1.27 Q4.2 - Compared to before the project, to what extend do you agree that the following benefits of the project apply to you?

(1 answer per row)



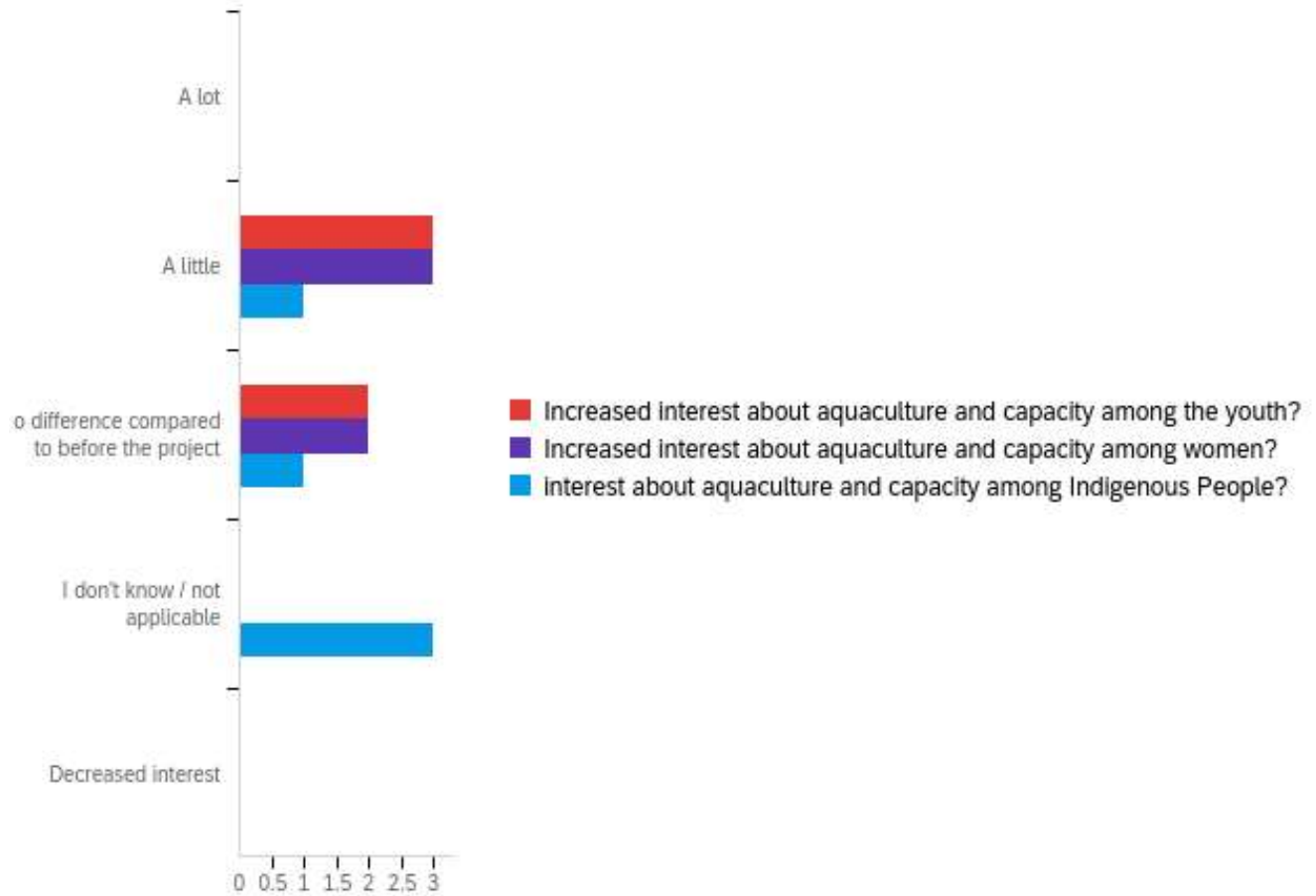
#	Field	Minimum	Maximum	Mean	Std Deviation	Variance	Count
1	I am more knowledgeable about how to do aquaponics now compared to before the project	1.00	5.00	3.00	1.41	2.00	5
2	I am more knowledgeable about how to farm seamoss now compared to before the project	1.00	5.00	2.80	1.47	2.16	5
3	I am more aware about aquaculture (in general) now compared to before the project	1.00	4.00	2.20	0.98	0.96	5
4	I have greater resilience to climate change and extreme weather events now compared to before the project	1.00	4.00	2.40	1.20	1.44	5
5	I can access and use rehabilitated aquaculture facilities now, which I could not do before the project	2.00	5.00	3.80	0.98	0.96	5
6	I can witness new partnerships and collaborations between fisheries authorities,	1.00	3.00	1.80	0.75	0.56	5

	aquaculture associations, NGOs, which did not exist before the project										
7	Please use the space below to indicate any other benefit you may have received from the project	2.00	3.00	2.50	0.50	0.25					4

#	Question	I fully agree		I somewhat agree		I neither agree nor disagree		I disagree		This does not apply to me		Total
1	I am more knowledgeable about how to do aquaponics now compared to before the project	20.00%	1	20.00%	1	20.00%	1	20.00%	1	20.00%	1	5
2	I am more knowledgeable about how to farm seamoss now compared to before the project	20.00%	1	40.00%	2	0.00%	0	20.00%	1	20.00%	1	5
3	I am more aware about aquaculture (in general) now compared to before the project	20.00%	1	60.00%	3	0.00%	0	20.00%	1	0.00%	0	5
4	I have greater resilience to climate change and extreme weather events now compared to before the project	40.00%	2	0.00%	0	40.00%	2	20.00%	1	0.00%	0	5
5	I can access and use rehabilitated aquaculture facilities now, which I could not do before the project	0.00%	0	20.00%	1	0.00%	0	60.00%	3	20.00%	1	5
6	I can witness new partnerships and collaborations between fisheries authorities, aquaculture associations, NGOs, which did not exist before the project	40.00%	2	40.00%	2	20.00%	1	0.00%	0	0.00%	0	5
7	Please use the space below to indicate any other benefit you may have received from the project	0.00%	0	50.00%	2	50.00%	2	0.00%	0	0.00%	0	4

1.28 Q4.3 - According to you, compared to before the project, to what extent have the project activities...

(please tick one answer per row)

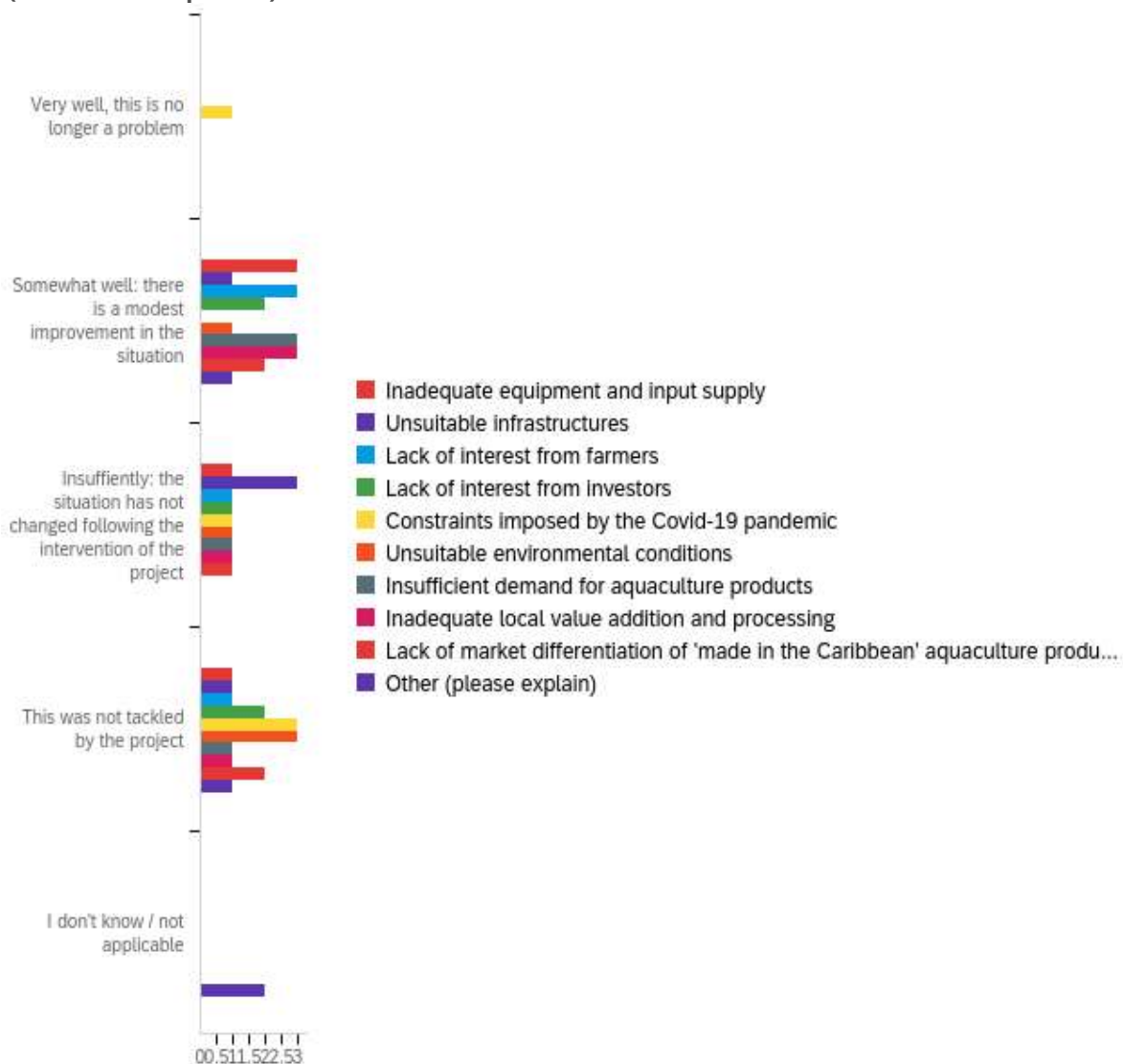


#	Field	Minimum	Maximum	Mean	Std Deviation	Variance	Count
1	Increased interest about aquaculture and capacity among the youth?	2.00	3.00	2.40	0.49	0.24	5
2	Increased interest about aquaculture and capacity among women?	2.00	3.00	2.40	0.49	0.24	5
3	interest about aquaculture and capacity among Indigenous People?	2.00	4.00	3.40	0.80	0.64	5

#	Question	A lot	A little	No difference compared to before the project	I don't know / not applicable	Decreased interest	Total
1	Increased interest about aquaculture and capacity among the youth?	0.00%	60.00%	40.00%	0.00%	0.00%	5
2	Increased interest about aquaculture and capacity among women?	0.00%	60.00%	40.00%	0.00%	0.00%	5
3	interest about aquaculture and capacity among Indigenous People?	0.00%	20.00%	20.00%	60.00%	0.00%	5

1.29 Q4.4 - How well do you think the project has enabled to tackle and/or overcome the following challenges related to the development of aquaculture/aquaponics/seamoss farming?

(select 1 answer per row)

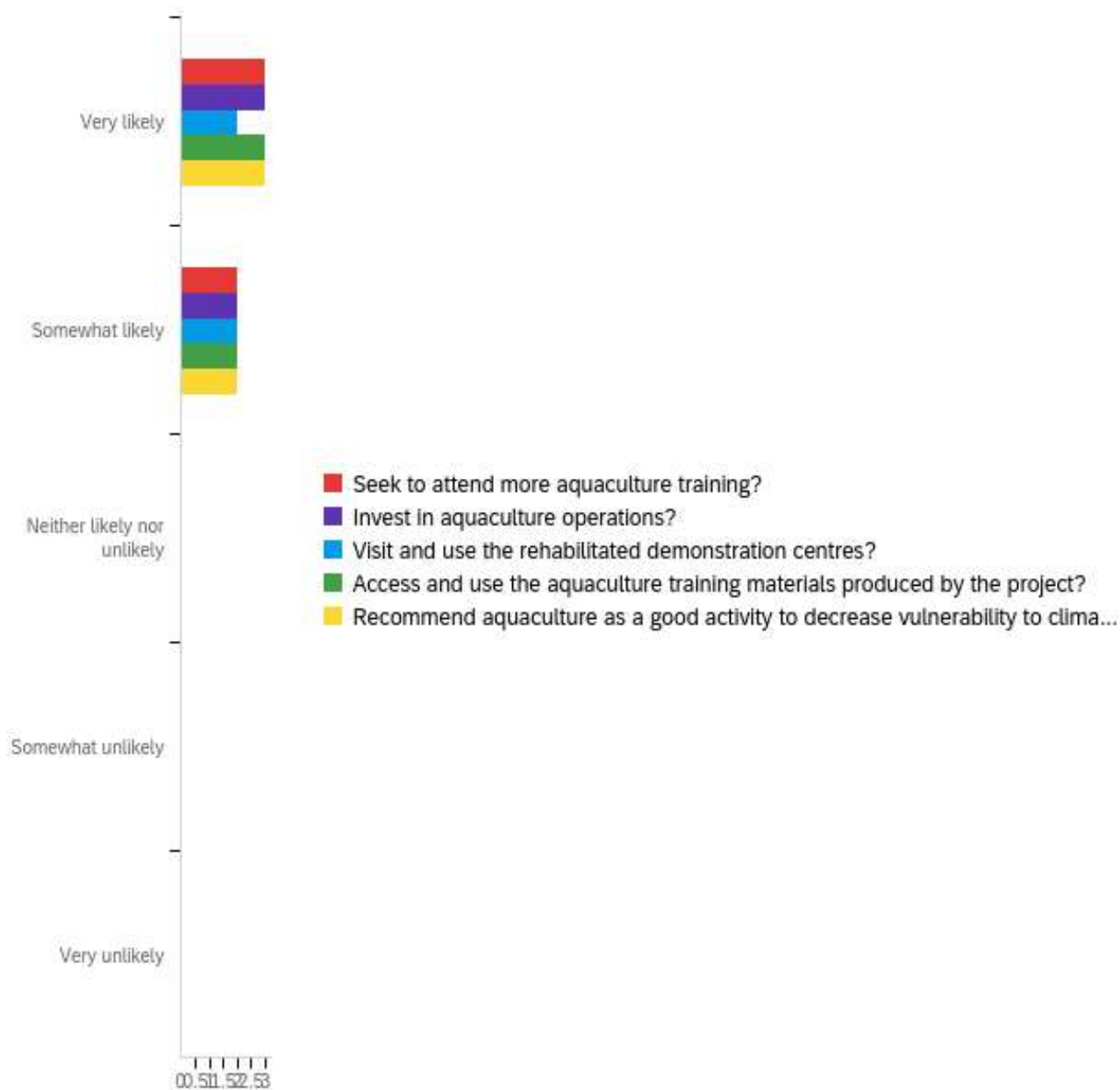


#	Field	Minimum	Maximum	Mean	Std Deviation	Variance	Count
1	Inadequate equipment and input supply	2.00	4.00	2.60	0.80	0.64	5
2	Unsuitable infrastructures	2.00	4.00	3.00	0.63	0.40	5
3	Lack of interest from farmers	2.00	4.00	2.60	0.80	0.64	5
4	Lack of interest from investors	2.00	4.00	3.00	0.89	0.80	5
5	Constraints imposed by the Covid-19 pandemic	1.00	4.00	3.20	1.17	1.36	5
6	Unsuitable environmental conditions	2.00	4.00	3.40	0.80	0.64	5
7	Insufficient demand for aquaculture products	2.00	4.00	2.60	0.80	0.64	5
8	Inadequate local value addition and processing	2.00	4.00	2.60	0.80	0.64	5

9	Lack of market differentiation of 'made in the Caribbean' aquaculture products	2.00	4.00	3.00	0.89	0.80	5
10	Other (please explain)	2.00	6.00	4.50	1.66	2.75	4

#	Question	Very well, this is no longer a problem		Somewhat well: there is a modest improvement in the situation		Insufficiently: the situation has not changed following the intervention of the project		This was not tackled by the project		I don't know / not applicable		Total
1	Inadequate equipment and input supply	0.00%	0	60.00%	3	20.00%	1	20.00%	1	0.00%	0	5
2	Unsuitable infrastructures	0.00%	0	20.00%	1	60.00%	3	20.00%	1	0.00%	0	5
3	Lack of interest from farmers	0.00%	0	60.00%	3	20.00%	1	20.00%	1	0.00%	0	5
4	Lack of interest from investors	0.00%	0	40.00%	2	20.00%	1	40.00%	2	0.00%	0	5
5	Constraints imposed by the Covid-19 pandemic	20.00%	1	0.00%	0	20.00%	1	60.00%	3	0.00%	0	5
6	Unsuitable environmental conditions	0.00%	0	20.00%	1	20.00%	1	60.00%	3	0.00%	0	5
7	Insufficient demand for aquaculture products	0.00%	0	60.00%	3	20.00%	1	20.00%	1	0.00%	0	5
8	Inadequate local value addition and processing	0.00%	0	60.00%	3	20.00%	1	20.00%	1	0.00%	0	5
9	Lack of market differentiation of 'made in the Caribbean' aquaculture products	0.00%	0	40.00%	2	20.00%	1	40.00%	2	0.00%	0	5
10	Other (please explain)	0.00%	0	25.00%	1	0.00%	0	25.00%	1	50.00%	2	4

1.30 Q4.5 - Once the project is finished (in early 2022), how likely are you to....

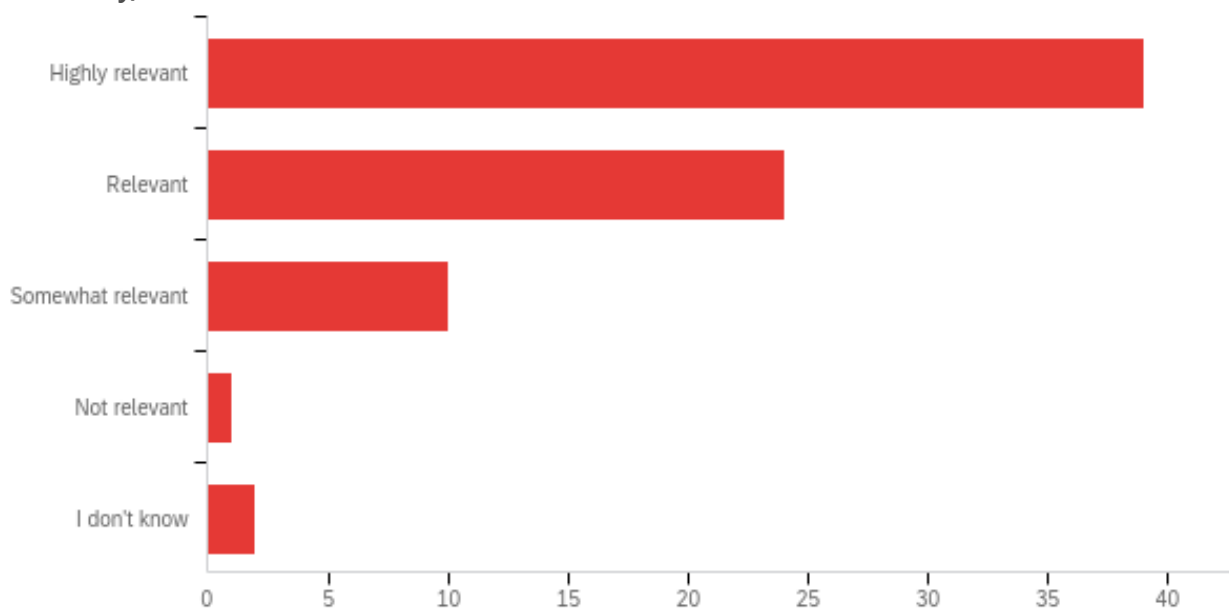


#	Field	Minimum	Maximum	Mean	Std Deviation	Variance	Count
1	Seek to attend more aquaculture training?	1.00	2.00	1.40	0.49	0.24	5
2	Invest in aquaculture operations?	1.00	2.00	1.40	0.49	0.24	5
3	Visit and use the rehabilitated demonstration centres?	1.00	2.00	1.50	0.50	0.25	4
4	Access and use the aquaculture training materials produced by the project?	1.00	2.00	1.40	0.49	0.24	5
5	Recommend aquaculture as a good activity to decrease vulnerability to climate change and extreme weather events?	1.00	2.00	1.40	0.49	0.24	5

#	Question	Very likely	Somewhat likely	Neither likely nor unlikely	Somewhat unlikely	Very unlikely	Total					
1	Seek to attend more aquaculture training?	60.00%	3	40.00%	2	0.00%	0	0.00%	0	0.00%	0	5
2	Invest in aquaculture operations?	60.00%	3	40.00%	2	0.00%	0	0.00%	0	0.00%	0	5
3	Visit and use the rehabilitated demonstration centres?	50.00%	2	50.00%	2	0.00%	0	0.00%	0	0.00%	0	4
4	Access and use the aquaculture training materials produced by the project?	60.00%	3	40.00%	2	0.00%	0	0.00%	0	0.00%	0	5
5	Recommend aquaculture as a good activity to decrease vulnerability to climate change and extreme weather events?	60.00%	3	40.00%	2	0.00%	0	0.00%	0	0.00%	0	5

1.31 Q5.1 - The CC4Fish project seeks to introduce climate change adaptation measures in fisheries management and to build capacities among fisherfolk and aquaculturists to adapt to climate change.

In your opinion, how relevant do you think the activities undertaken towards these objectives have been? (select 1 answer only)

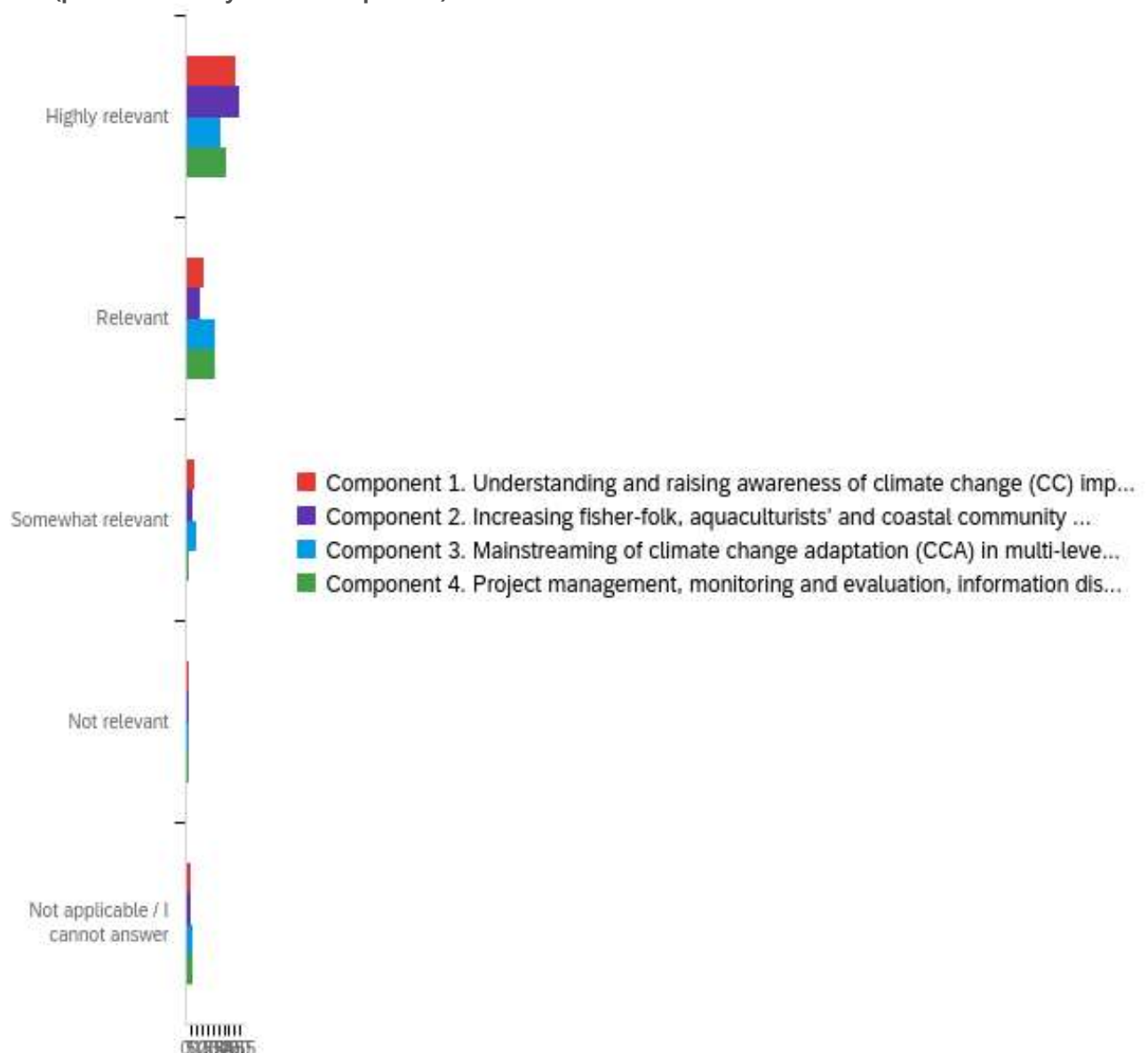


#	Field	Minimum	Maximum	Mean	Std Deviation	Variance	Count
1	The CC4Fish project seeks to introduce climate change adaptation measures in fisheries management and to build capacities among fisherfolk and aquaculturists to adapt to climate change. In your opinion, how relevant do you think the activities undertaken towards these objectives have been? (select 1 answer only)	1.00	5.00	1.72	0.93	0.86	76

#	Answer	%	Count
1	Highly relevant	51.32%	39
2	Relevant	31.58%	24
3	Somewhat relevant	13.16%	10
4	Not relevant	1.32%	1
5	I don't know	2.63%	2
	Total	100%	76

1.32 **Q5.2 - The CC4Fish project activities and outputs were organised along 4 components.**

Based on your experience with the project, how relevant do you think the activities and outputs under these components were/are to your needs, your country's or the people you work with's needs or your organization's needs? (please select only one answer per row)



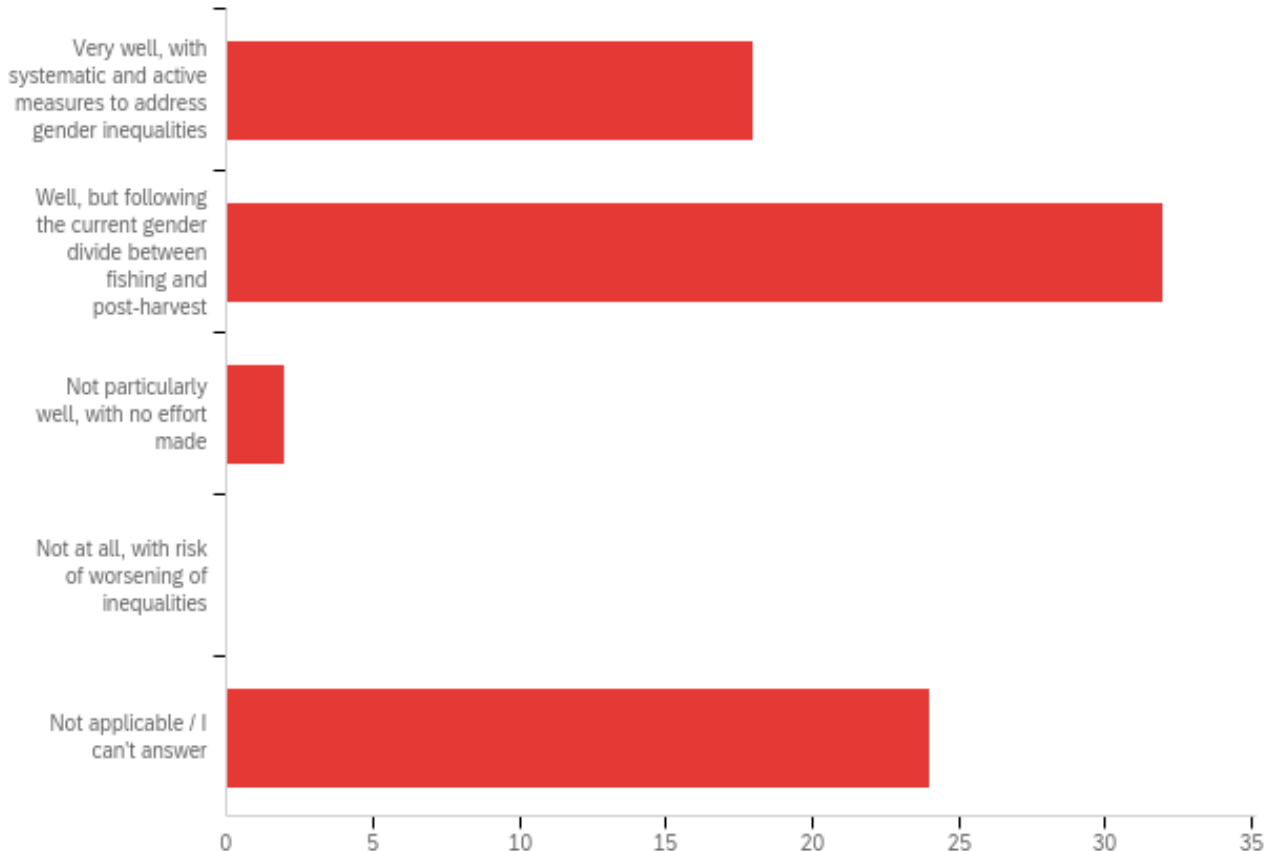
#	Field	Minimum	Maximum	Mean	Std Deviation	Variance	Count
1	Component 1. Understanding and raising awareness of climate change (CC) impacts and vulnerability (vulnerability assessment, fisheries modelling, dissemination of CC adaptation knowledge)	1.00	5.00	1.72	1.12	1.25	76
2	Component 2. Increasing fisher-folk, aquaculturists' and coastal community resilience to climate change and variability (safety at sea, ICT, new technologies and skills, aquaculture etc.)	1.00	5.00	1.67	1.15	1.33	76
3	Component 3. Mainstreaming of climate change adaptation (CCA) in multi-level fisheries governance (regional and national institutional capacity, CC in fisheries policies etc.)	1.00	5.00	1.99	1.16	1.36	76
4	Component 4. Project management, monitoring and evaluation, information dissemination and communication (monitoring, lessons learned, sharing of information etc.)	1.00	5.00	1.87	1.17	1.38	76

#	Question	Highly relevant	Relevant	Somewhat relevant	Not relevant	Not applicable / I cannot answer	Total
1	Component 1. Understanding and raising awareness of climate change (CC) impacts and vulnerability (vulnerability assessment, fisheries modelling, dissemination of CC adaptation knowledge)	60.53% 46	21.05% 16	9.21% 7	3.95% 3	5.26% 4	76
2	Component 2. Increasing fisher-folk, aquaculturists' and coastal community resilience to climate change and variability (safety at sea, ICT, new technologies and skills, aquaculture etc.)	65.79% 50	17.11% 13	7.89% 6	2.63% 2	6.58% 5	76
3	Component 3. Mainstreaming of climate change adaptation (CCA) in multi-level fisheries governance (regional and national institutional capacity, CC in fisheries policies etc.)	42.11% 32	35.53% 27	11.84% 9	2.63% 2	7.89% 6	76
4	Component 4. Project management,	48.68% 37	35.53% 27	3.95% 3	3.95% 3	7.89% 6	76

monitoring and evaluation, information dissemination and communication (monitoring, lessons learned, sharing of information etc.)

1.33 Q5.3 - To what extent were women and gender equality considerations promoted by the project?

(select 1 answer only)

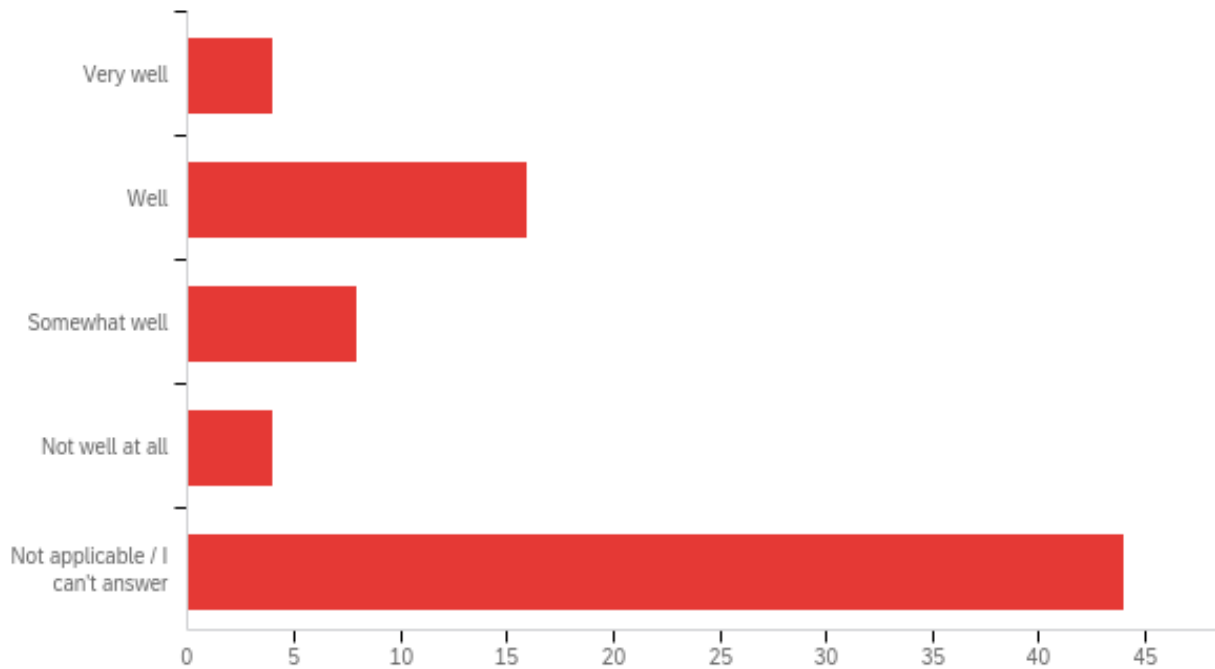


#	Field	Minimum	Maximum	Mean	Std Deviation	Variance	Count
1	To what extent were women and gender equality considerations promoted by the project? (select 1 answer only)	1.00	5.00	2.74	1.60	2.56	76

#	Answer	%	Count
1	Very well, with systematic and active measures to address gender inequalities	23.68%	18
2	Well, but following the current gender divide between fishing and post-harvest	42.11%	32
3	Not particularly well, with no effort made	2.63%	2
4	Not at all, with risk of worsening of inequalities	0.00%	0
5	Not applicable / I can't answer	31.58%	24
	Total	100%	76

1.34 Q5.4 - To what extent were the needs of indigenous people taken into account in the project activities?

(select 1 answer only)

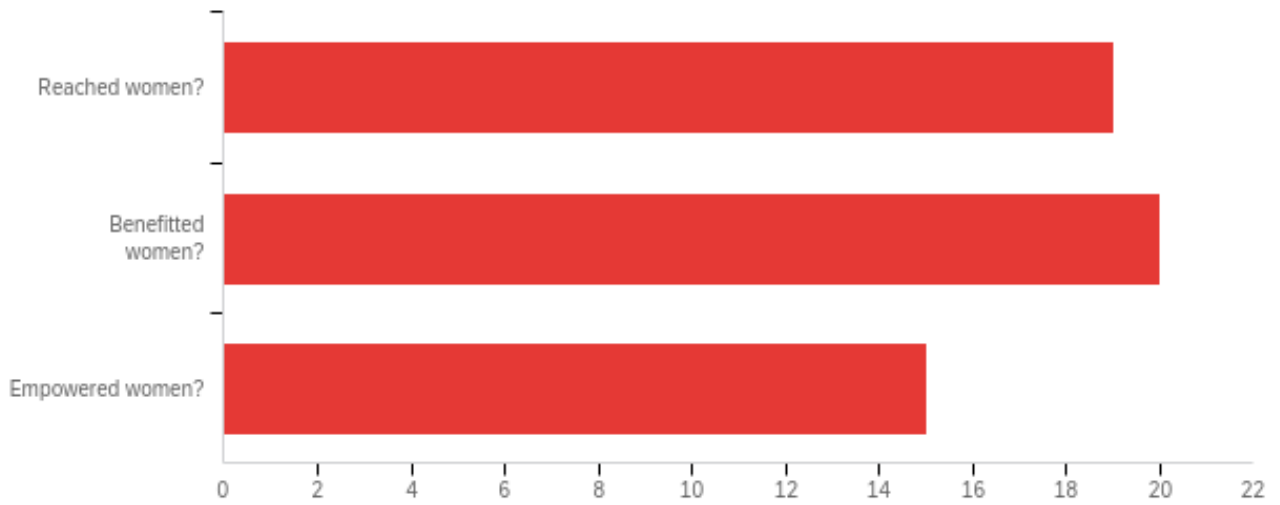


#	Field	Minimum	Maximum	Mean	Std Deviation	Variance	Count
1	To what extent were the needs of indigenous people taken into account in the project activities? (select 1 answer only)	1.00	5.00	3.89	1.41	1.99	76

#	Answer	%	Count
1	Very well	5.26%	4
2	Well	21.05% (or 40% if n/a answers are excluded)	16
3	Somewhat well	10.53% (or 20% if n/a answers are excluded)	8
4	Not well at all	5.26%	4
5	Not applicable / I can't answer	57.89%	44
	Total	100%	76

1.35 Q5.5 - Overall, from your experience of the CC4Fish project, do you think it...

(select 1 answer)

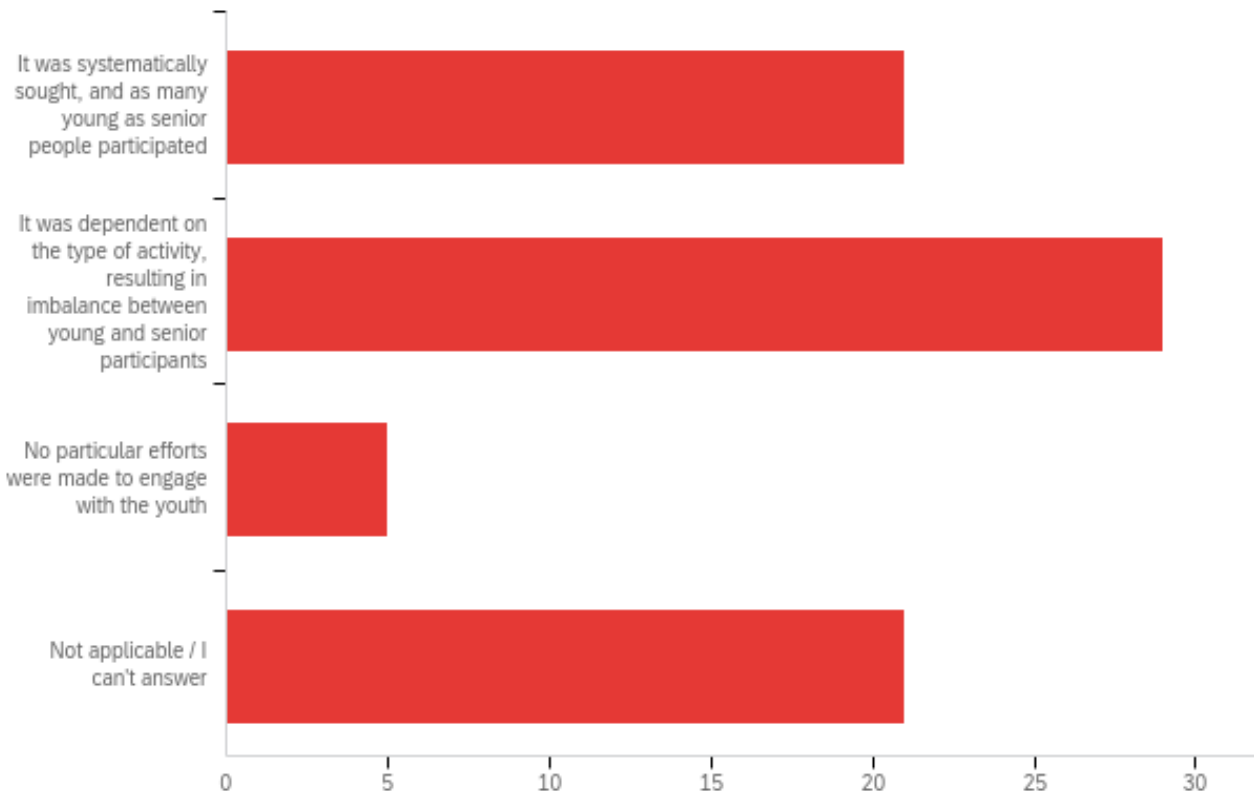


#	Field	Minimum	Maximum	Mean	Std Deviation	Variance	Count
1	Overall, from your experience of the CC4Fish project, do you think it... (select 1 answer)	1.00	3.00	1.93	0.79	0.62	54

#	Answer	%	Count
1	Reached women?	35.19%	19
2	Benefitted women?	37.04%	20
3	Empowered women?	27.78%	15
	Total	100%	54

1.36 Q5.6 - To what extent was the participation of younger people (e.g. younger fishers, newly graduated students, junior staff etc.) sought in the project activities?

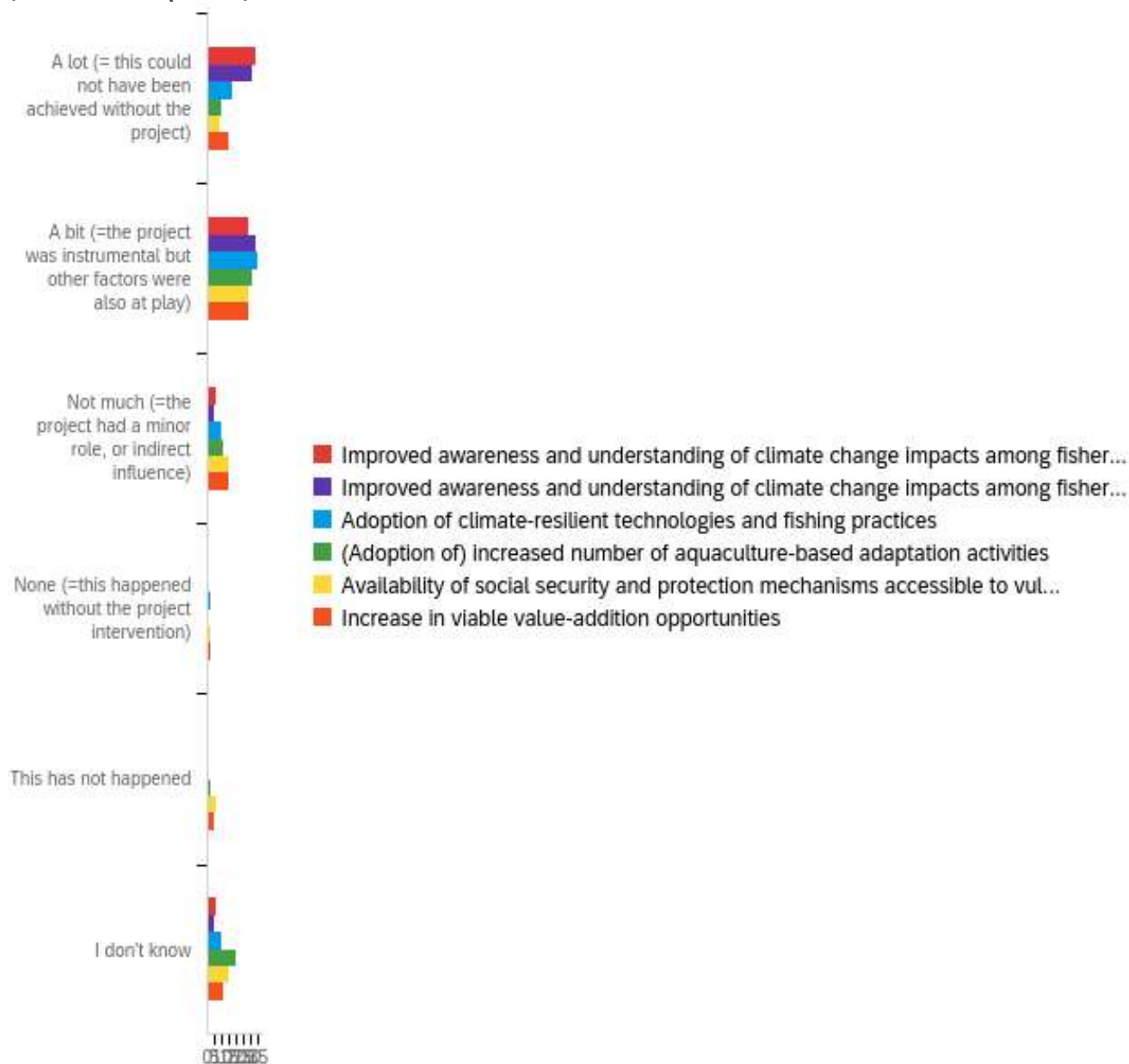
(select 1 answer only)



#	Field	Minimum	Maximum	Mean	Std Deviation	Variance	Count
1	To what extent was the participation of younger people (e.g. younger fishers, newly graduated students, junior staff etc.) sought in the project activities? (select 1 answer only)	1.00	5.00	2.68	1.60	2.56	76
#	Answer	%	Count				
1	It was systematically sought, and as many young as senior people participated	27.63%	21				
2	It was dependent on the type of activity, resulting in imbalance between young and senior participants	38.16%	29				
4	No particular efforts were made to engage with the youth	6.58%	5				
5	Not applicable / I can't answer	27.63%	21				
	Total	100%	76				

1.37 Q6.1 - In your view, to what extent has the project contributed to the following? (TOC outcomes)

(select 1 answer per row)



#	Field	Minimum	Maximum	Mean	Std Deviation	Variance	Count
1	Improved awareness and understanding of climate change impacts among fishers, aquaculturists and their communities	1.00	6.00	2.00	1.39	1.95	74
2	Improved awareness and understanding of climate change impacts among fisheries authorities	1.00	6.00	1.92	1.23	1.51	74
3	Adoption of climate-resilient technologies and fishing practices	1.00	6.00	2.53	1.57	2.47	74
4	(Adoption of) increased number of aquaculture-based adaptation activities	1.00	6.00	3.15	1.84	3.37	74
5	Availability of social security and protection mechanisms accessible to vulnerable fishers	1.00	6.00	3.16	1.70	2.88	73

6	Increase in viable value-addition opportunities			1.00		6.00		2.80		1.65		2.73		74
#	Question	A lot (= this could not have been achieved without the project)		A bit (=the project was instrumental but other factors were also at play)		Not much (=the project had a minor role, or indirect influence)		None (=this happened without the project intervention)		This has not happened		I don't know		Total
1	Improved awareness and understanding of climate change impacts among fishers, aquaculturists and their communities	44.59%	33	37.84%	28	8.11%	6	0.00%	0	1.35%	1	8.11%	6	74
2	Improved awareness and understanding of climate change impacts among fisheries authorities	41.89%	31	44.59%	33	5.41%	4	1.35%	1	1.35%	1	5.41%	4	74
3	Adoption of climate-resilient technologies and fishing practices	22.97%	17	47.30%	35	12.16%	9	2.70%	2	1.35%	1	13.51%	10	74
4	(Adoption of) increased number of aquaculture-based adaptation activities	13.51%	10	41.89%	31	14.86%	11	1.35%	1	2.70%	2	25.68%	19	74
5	Availability of social	10.96%	8	38.36%	28	20.55%	15	2.74%	2	8.22%	6	19.18%	14	73

	security and protection mechanisms accessible to vulnerable fishers													
6	Increase in viable value-addition opportunities	20.27%	15	37.84%	28	18.92%	14	2.70%	2	5.41%	4	14.86%	11	74

1.38 Q7.1 - We have listed below some changes that may have been brought about by the CC4Fish project.

We would like to have your opinion on each of these changes. According to you, based on your experience in the project, what do you think about the changes described below? (you can tick several boxes on each row)

	Total	CC4Fish	CC4Fish+SF
Total Count (All)	110	64	46

Sargassum is now better managed and controlled	This change was expected (in the context of this project)	10	3	7
		9.10%	4.70%	15.20%
	This change is/will be significant	21	9	12
		19.10%	14.10%	26.10%
	The project was instrumental in making this happen	13	6	7
		11.80%	9.40%	15.20%
	This change did not happen	14	7	7
		12.70%	10.90%	15.20%
	I don't know/can't answer	21	17	4
		19.10%	26.60%	8.70%

There are now fewer incidents at sea	This change was expected (in the context of this project)	6	2	4
		5.50%	3.10%	8.70%
	This change is/will be significant	22	16	6
		20.00%	25.00%	13.00%
	The project was instrumental in making this happen	12	9	3
		10.90%	14.10%	6.50%
	This change did not happen	8	2	6
		7.30%	3.10%	13.00%
	I don't know/can't answer	26	15	11
		23.60%	23.40%	23.90%

Fisherfolks are now better equipped to face	This change was expected (in the context of this project)	20	8	12
---	---	----	---	----

the increased frequency and intensity of weather events		18.20%	12.50%	26.10%
	This change is/will be significant	22	13	9
		20.00%	20.30%	19.60%
	The project was instrumental in making this happen	23	16	7
		20.90%	25.00%	15.20%
	This change did not happen	6	3	3
		5.50%	4.70%	6.50%
	I don't know/can't answer	13	7	6
	11.80%	10.90%	13.00%	

There are now examples of public-private partnerships in fisheries management (e.g. tuna)	This change was expected (in the context of this project)	7	2	5
		6.40%	3.10%	10.90%
	This change is/will be significant	13	8	5
		11.80%	12.50%	10.90%
	The project was instrumental in making this happen	12	8	4
		10.90%	12.50%	8.70%
	This change did not happen	11	6	5
		10.00%	9.40%	10.90%
I don't know/can't answer	32	19	13	
	29.10%	29.70%	28.30%	

The collaboration between fisheries authorities, coast-guards and telecom companies is now stronger	This change was expected (in the context of this project)	15	8	7
		13.60%	12.50%	15.20%
	This change is/will be significant	15	12	3
		13.60%	18.80%	6.50%
	The project was instrumental in making this happen	18	11	7
		16.40%	17.20%	15.20%
	This change did not happen	6	3	3
		5.50%	4.70%	6.50%
I don't know/can't answer	19	7	12	
	17.30%	10.90%	26.10%	

The sourcing of inputs for aquaculture (equipment, seed...) is now resolved	This change was expected (in the context of this project)	4	1	3
		3.60%	1.60%	6.50%
	This change is/will be significant	5	4	1
		4.50%	6.30%	2.20%
	The project was instrumental in making this happen	7	6	1
		6.40%	9.40%	2.20%
This change did not happen	12	6	6	

	10.90%	9.40%	13.00%
I don't know/can't answer	40	23	17
	36.40%	35.90%	37.00%

A new model of private-public governance for aquaculture training and demonstration has been created	This change was expected (in the context of this project)	8	4	4
		7.30%	6.30%	8.70%
	This change is/will be significant	14	9	5
		12.70%	14.10%	10.90%
	The project was instrumental in making this happen	10	6	4
		9.10%	9.40%	8.70%
	This change did not happen	7	3	4
	6.40%	4.70%	8.70%	
I don't know/can't answer	31	18	13	
	28.20%	28.10%	28.30%	

There is now greater interest about aquaculture among the youth (school and students)	This change was expected (in the context of this project)	8	4	4
		7.30%	6.30%	8.70%
	This change is/will be significant	17	8	9
		15.50%	12.50%	19.60%
	The project was instrumental in making this happen	9	5	4
		8.20%	7.80%	8.70%
	This change did not happen	7	3	4
	6.40%	4.70%	8.70%	
I don't know/can't answer	31	20	11	
	28.20%	31.30%	23.90%	

There is now greater knowledge in the region and scientific community about how to adapt to climate change in the fisheries and aquaculture sectors	This change was expected (in the context of this project)	20	7	13
		18.20%	10.90%	28.30%
	This change is/will be significant	20	13	7
		18.20%	20.30%	15.20%
	The project was instrumental in making this happen	23	14	9
		20.90%	21.90%	19.60%
	This change did not happen	2	0	2
	1.80%	0.00%	4.30%	
I don't know/can't answer	14	10	4	
	12.70%	15.60%	8.70%	

Fisheries and aquaculture are now included in countries' Nationally Determined Contributions and CC adaptation plans	This change was expected (in the context of this project)	8	3	5
		7.30%	4.70%	10.90%
	This change is/will be significant	15	10	5
		13.60%	15.60%	10.90%
	The project was instrumental in making this happen	5	5	0
		4.50%	7.80%	0.00%
	This change did not happen	5	4	1
	4.50%	6.30%	2.20%	
I don't know/can't answer	37	19	18	
	33.60%	29.70%	39.10%	

The issue of climate change adaptation in fisheries and aquaculture has now reached high-level meetings (e.g. COFI, UNFCCC COP)	This change was expected (in the context of this project)	14	4	10
		12.70%	6.30%	21.70%
	This change is/will be significant	17	12	5
		15.50%	18.80%	10.90%
	The project was instrumental in making this happen	13	10	3
		11.80%	15.60%	6.50%
	This change did not happen	6	3	3
	5.50%	4.70%	6.50%	
I don't know/can't answer	21	14	7	
	19.10%	21.90%	15.20%	

There is now a Protocol to Integrate Climate Change Adaptation and Disaster Risk Management in Fisheries and Aquaculture into the Caribbean Community Common Fisheries Policy	This change was expected (in the context of this project)	15	6	9
		13.60%	9.40%	19.60%
	This change is/will be significant	20	9	11
		18.20%	14.10%	23.90%
	The project was instrumental in making this happen	12	5	7
		10.90%	7.80%	15.20%
	This change did not happen	6	5	1
	5.50%	7.80%	2.20%	
I don't know/can't answer	26	17	9	
	23.60%	26.60%	19.60%	

A greater number of fisheries and aquaculture management plans are now integrating climate	This change was expected (in the context of this project)	14	8	6
		12.70%	12.50%	13.00%

change adaptation considerations	This change is/will be significant	23	14	9
		20.90%	21.90%	19.60%
	The project was instrumental in making this happen	14	7	7
		12.70%	10.90%	15.20%
	This change did not happen	3	2	1
		2.70%	3.10%	2.20%
I don't know/can't answer	23	13	10	
	20.90%	20.30%	21.70%	

There are now more synergies among all projects on CC adaptation in the fisheries sector across the region	This change was expected (in the context of this project)	12	7	5
		10.90%	10.90%	10.90%
	This change is/will be significant	22	14	8
		20.00%	21.90%	17.40%
	The project was instrumental in making this happen	17	14	3
		15.50%	21.90%	6.50%
This change did not happen	3	0	3	
	2.70%	0.00%	6.50%	
I don't know/can't answer	20	8	12	
	18.20%	12.50%	26.10%	

National fisheries data collection and analysis systems are now improved	This change was expected (in the context of this project)	11	6	5
		10.00%	9.40%	10.90%
	This change is/will be significant	17	12	5
		15.50%	18.80%	10.90%
	The project was instrumental in making this happen	13	8	5
		11.80%	12.50%	10.90%
This change did not happen	5	2	3	
	4.50%	3.10%	6.50%	
I don't know/can't answer	28	15	13	
	25.50%	23.40%	28.30%	

Innovative and more flexible project management practices (e.g. quarterly steering committee meetings, Whatsapp group) are now in place and replicable to other projects	This change was expected (in the context of this project)	10	5	5
		9.10%	7.80%	10.90%
	This change is/will be significant	18	11	7
		16.40%	17.20%	15.20%
	The project was instrumental in making this happen	10	6	4
		9.10%	9.40%	8.70%

	This change did not happen	4	3	1
		3.60%	4.70%	2.20%
	I don't know/can't answer	27	14	13
		24.50%	21.90%	28.30%

1.39 Q7.2 - Are there any other changes that you think the CC4Fish project brought about, and which you think are significant?

(positive, negative or unintended changes, at any level). If so, please use the space below to describe them (if not, leave blank).

The workshop was very informative in terms of climate change but there has not been any actual changes in the fishing industry and as the President of the Carlisle Bay Fishing Association I was not aware of any significant changes. CC4FISH paved the way to climate adaptation in the fisheries sector, with a number of activities that can be replicated elsewhere and deliverables that were picked up in other regions

general awareness of CC adaptation among the public

It did create an awareness of possible practical methods of constructing artificial reefs and the importance of reefs to the marine ecology.

A continued neglect for post harvest integration and improvements

The importance of good science to guide policy. The importance of including stakeholders in conducting good science

The project contributed to a safety culture among small-scale fishers

No.

The bringing together of Disaster management Personnel and Fisheries personnel at the same forum to raise awareness and to put mechanism in place for the fisher sector to be include in Post Disaster Needs Assessment.

Positive: fishers both young and older (female and male), co-operated.

improvement and reintroduction of very high frequency marine {VHF} to fishers {positive} but came in at an exuberant cost to Saint Lucia due to administrative error on the part of FAO {negative}

There were a few delays and setbacks in implementation of the project because of Hurricane Maria in 2017. The project had to be adapted to reflect a post Maria Climate resilience focus. Still, the Ministry of Agriculture could have given much more support to the energy of the Fisheries Division. The project could have been given much a higher profile, more visibility and advocacy.

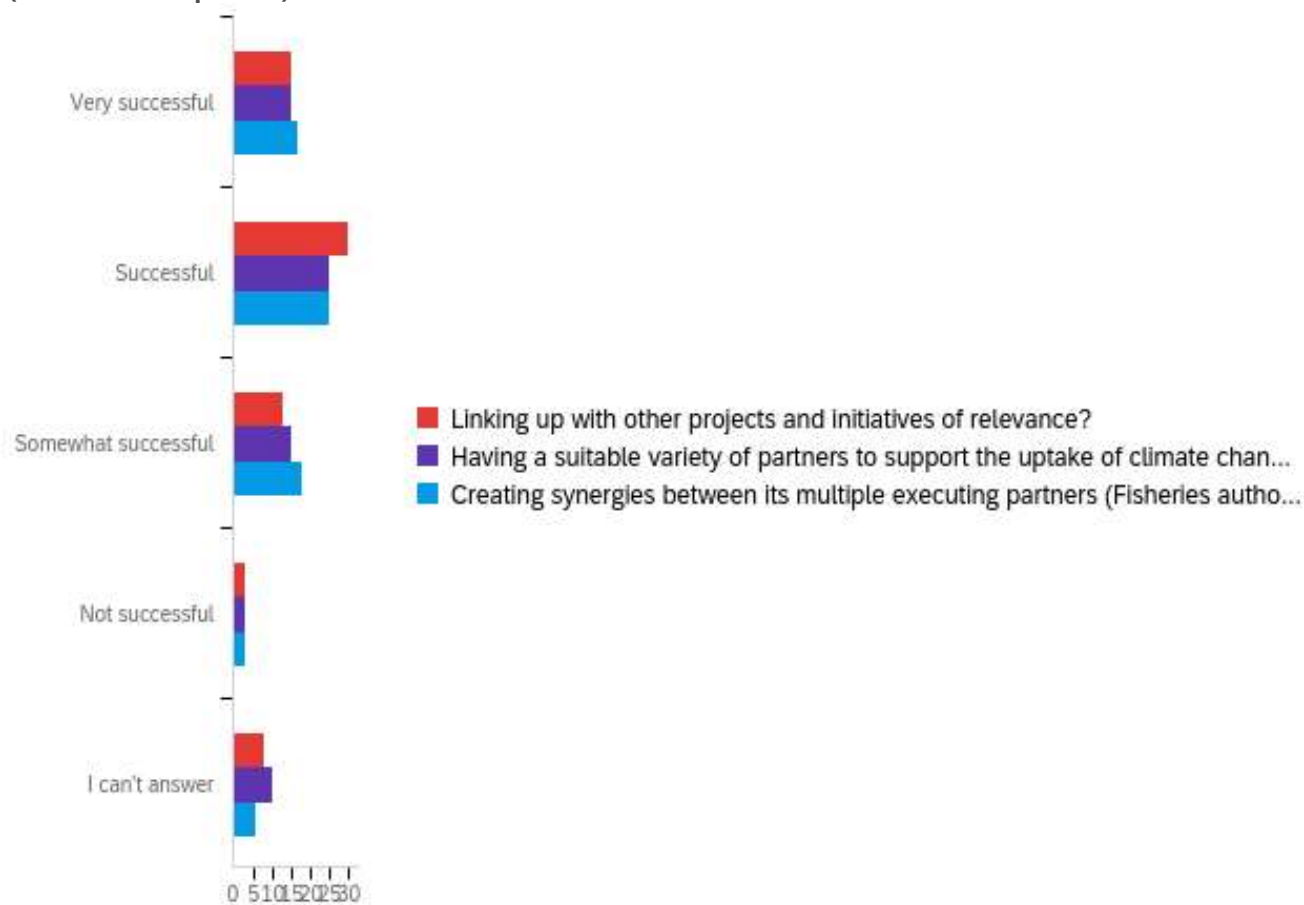
Participants are now aware of how important it is to keep financial records and manage their operations as a business

Greater dialogue between fishing and non fishing groups

The sourcing and implementing of the necessary equipment and personnel to inspect retune and install the the provided repeater communication system for Grenada and Carriacou.

1.40 Q8.1 - From your perspective, and according to your involvement in the CC4Fish project, to what extent do you think the project was successful in...

(select 1 answer per row)



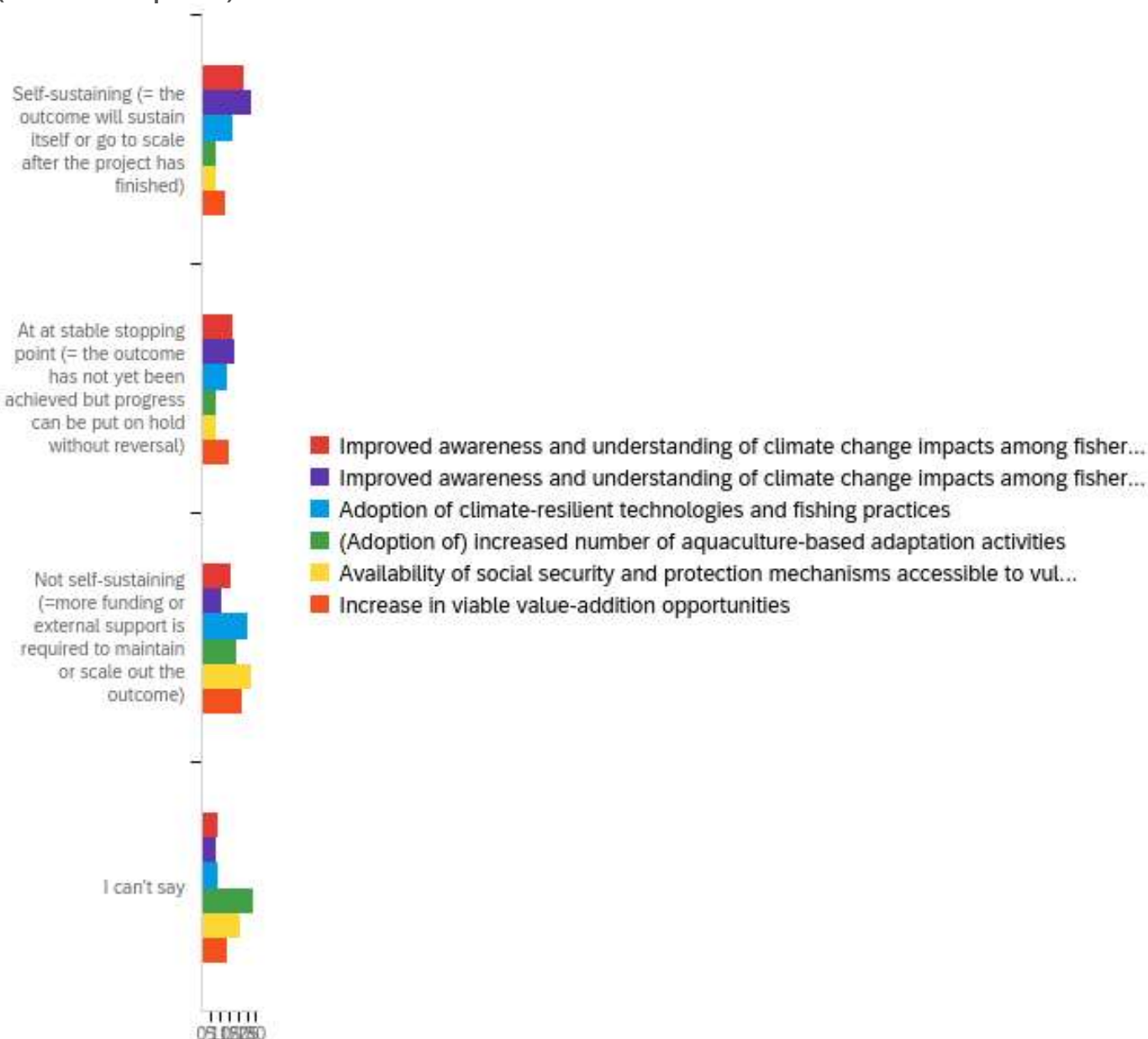
#	Field	Minimum	Maximum	Mean	Std Deviation	Variance	Count
1	Linking up with other projects and initiatives of relevance?	1.00	5.00	2.41	1.21	1.46	69
2	Having a suitable variety of partners to support the uptake of climate change adaptation practices among beneficiaries?	1.00	5.00	2.53	1.29	1.66	68
3	Creating synergies between its multiple executing partners (Fisheries authorities, other donors, NGOs etc.)?	1.00	5.00	2.36	1.15	1.33	69

#	Question	Very successful	Successful	Somewhat successful	Not successful	I can't answer	Total
1	Linking up with other projects and initiatives of relevance?	21.74% 15	43.48% 30	18.84% 13	4.35% 3	11.59% 8	69
2	Having a suitable variety of partners to support the uptake of climate change adaptation	22.06% 15	36.76% 25	22.06% 15	4.41% 3	14.71% 10	68

	practices among beneficiaries?											
3	Creating synergies between its multiple executing partners (Fisheries authorities, other donors, NGOs etc.)?	24.64%	17	36.23%	25	26.09%	18	4.35%	3	8.70%	6	69

1.41 Q9.1 - According to you, and as of now, do you think the expected project outcomes listed below are?

(select 1 answer per row)



#	Field	Minimum	Maximum	Mean	Std Deviation	Variance	Count
1	Improved awareness and understanding of climate change impacts among fishers, aquaculturists and their communities	1.00	4.00	2.17	1.06	1.13	65

2	Improved awareness and understanding of climate change impacts among fisheries authorities	1.00	4.00	1.98	1.05	1.09	65
3	Adoption of climate-resilient technologies and fishing practices	1.00	4.00	2.40	1.02	1.04	65
4	(Adoption of) increased number of aquaculture-based adaptation activities	1.00	4.00	3.08	1.04	1.07	64
5	Availability of social security and protection mechanisms accessible to vulnerable fishers	1.00	4.00	2.95	0.97	0.94	65
6	Increase in viable value-addition opportunities	1.00	4.00	2.58	1.04	1.09	64

#	Question	Self-sustaining (= the outcome will sustain itself or go to scale after the project has finished)		At a stable stopping point (= the outcome has not yet been achieved but progress can be put on hold without reversal)		Not self-sustaining (=more funding or external support is required to maintain or scale out the outcome)		I can't say		Total
1	Improved awareness and understanding of climate change impacts among fishers, aquaculturists and their communities	35.38%	23	26.15%	17	24.62%	16	13.85%	9	65
2	Improved awareness and understanding of climate change impacts among fisheries authorities	43.08%	28	27.69%	18	16.92%	11	12.31%	8	65
3	Adoption of climate-resilient technologies and fishing practices	26.15%	17	21.54%	14	38.46%	25	13.85%	9	65
4	(Adoption of) increased number of aquaculture-based adaptation activities	12.50%	8	12.50%	8	29.69%	19	45.31%	29	64
5	Availability of social security and protection mechanisms accessible to vulnerable fishers	12.31%	8	12.31%	8	43.08%	28	32.31%	21	65
6	Increase in viable value-addition opportunities	20.31%	13	23.44%	15	34.38%	22	21.88%	14	64

1.42 Q9.2 - Aside financial resources, what do you think is most important to ensure the sustainability of the project results in the longer run?

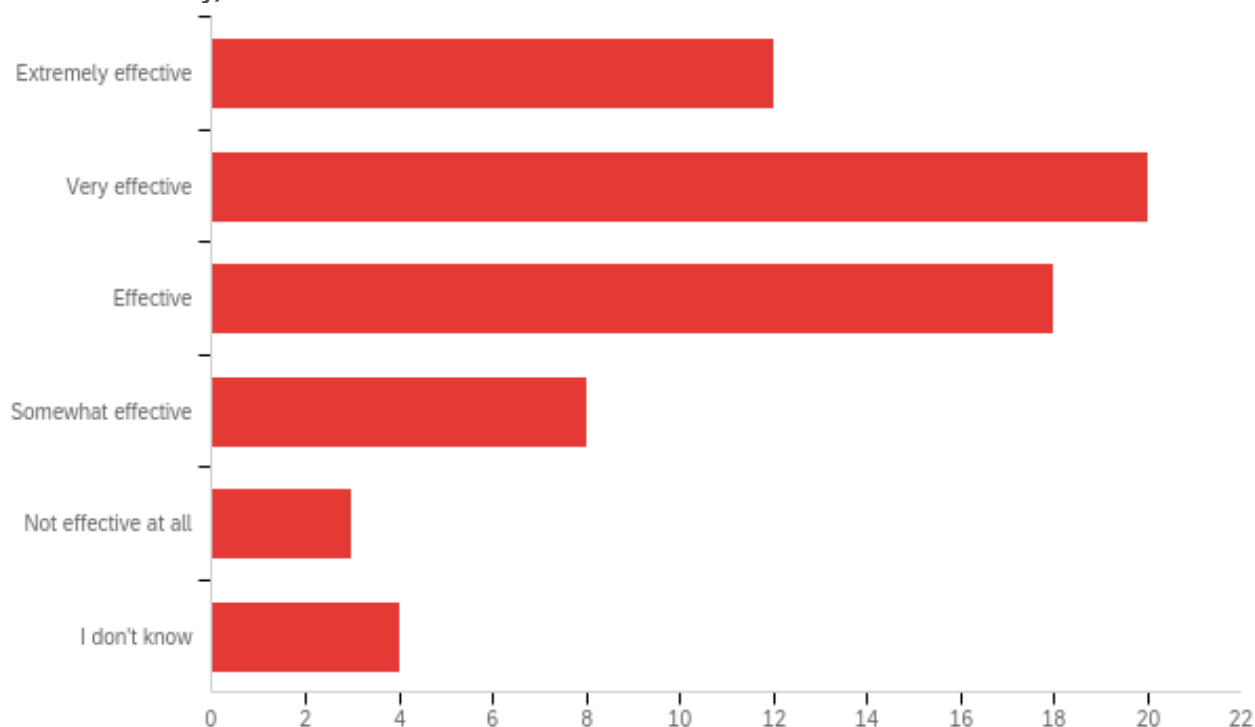
Please slide the cursor between 1: least important, to 5: most important.

Weighted averages, ranked by decreasing order

More capacity building in fisheries institutions / institutional strengthening to include CC in fisheries and aquaculture management	4.328
More policy support to mainstream fisheries and aquaculture in national and regional CC adaption plans	4.281
More hands-on training and capacity building for fishers and aquaculturists	4.250
Demonstrated commitment of Fisheries authorities to support climate change adaptation	4.234
Technical support (e.g. vulnerability assessments, market and value chain access studies, fisheries data collection and analysis etc.)	4.219
Stronger partnerships between the sector's stakeholders (e.g. fisheries authorities, telecom companies, fishers' and aquaculturists' organisations, certification bodies, banks...)	4.188
Stronger representation of fisheries actors in decision-making regarding CC adaption	4.172
Greater promotion of fisheries in regional and global processes	4.125
Legislation reviews and legal support	4.000

1.43 Q10.1 - In your opinion, how effective do you think the CC4Fish project has been in promoting the sharing of experiences across partners, stakeholders and countries?

(select 1 answer only)



#	Field	Minimum	Maximum	Mean	Std Deviation	Variance	Count
1	In your opinion, how effective do you think the CC4Fish project has been in promoting the sharing of experiences across partners, stakeholders and countries? (select 1 answer only)	1.00	6.00	2.72	1.35	1.83	65

#	Answer	%	Count
1	Extremely effective	18.46%	12
2	Very effective	30.77%	20
3	Effective	27.69%	18
4	Somewhat effective	12.31%	8
5	Not effective at all	4.62%	3
6	I don't know	6.15%	4
	Total	100%	65

1.44 Q11.1 - You have now reached the end of the survey.

Thank you for your answers! If you would like to add any comment or share information that may be useful for the evaluation of the project, please do so in the space below.

We are so grateful for the initiative by CC4FISH in making us aware and training us in dealing with climate change and it's impact on our industry. We would like to say a huge thank you for the financial as well in projects in which they have funded to put these practices into place

Some of the answer options were not particularly applicable to this local context. Meaning that some of the outcomes listed occurred, but occurred without the project's intervention.

Review difficulties faced by individuals and groups wishing to participate in post harvest development and value chain activities

I was happy to be a part of the CC4FISH project, in helping the fishermen learn about radio communication and the usage of the handheld radios, as a safety tool to assist in time of distress. I was happy to impart my knowledge and hope that projects of this kind can be continued

The delivery could have been much higher had the management skill within the PCU been up to the mark as required in the project document

The question on indigenous people is a tricky one, and can be interpreted in different ways. Analysis of the answers would be required to understand the matter.

This project needs to continue there are some gaps and lots of follow ups ,

In my opinion, projects like these should run for a longer time.

More projects of this nature should be encouraged. Also, follow with the participants.

I think the outbreak of COVID-19 has hindered the speed at which implementation of some aspects of this project.

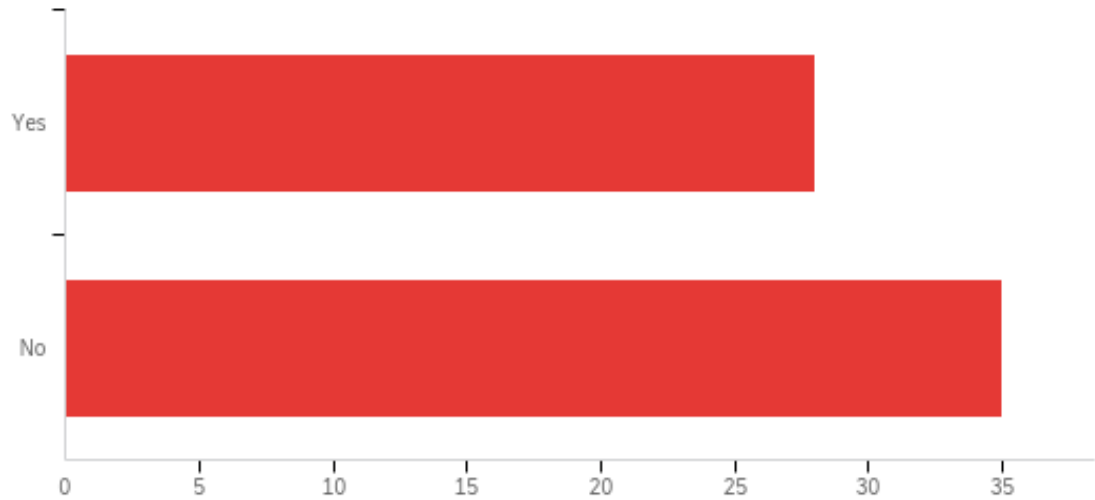
1.45 Q11.2 - If you wish, you may enter the name of the organisation to which you are affiliated below

(please enter the name of your institution, organisation or company as appropriate. Please enter "independent" if you are not affiliated to anybody).

If you wish, you may enter the name of the organisation to which you are affiliated below (please enter the name of your institution, organisation or company as appropriate. Please enter "independent" if you are not affiliated to anybody).

1.46 Q11.3 - Would you accept to be contacted individually by the evaluation team to discuss some of your answers in greater depth during a follow-up interview?

(your anonymity will be preserved in the reporting of the interview).



#	Field	Minimum	Maximum	Mean	Std Deviation	Variance	Count
1	Would you accept to be contacted individually by the evaluation team to discuss some of your answers in greater depth during a follow-up interview? (your anonymity will be preserved in the reporting of the interview).	1.00	2.00	1.56	0.50	0.25	63

#	Answer	%	Count
1	Yes	44.44%	28
2	No	55.56%	35
	Total	100%	63

Office of Evaluation
evaluation@fao.org
www.fao.org/evaluation

Food and Agriculture Organization of the United Nations
Rome, Italy



Some rights reserved. This work is available
under a CC BY-NC-SA 3.0 IGO licence.