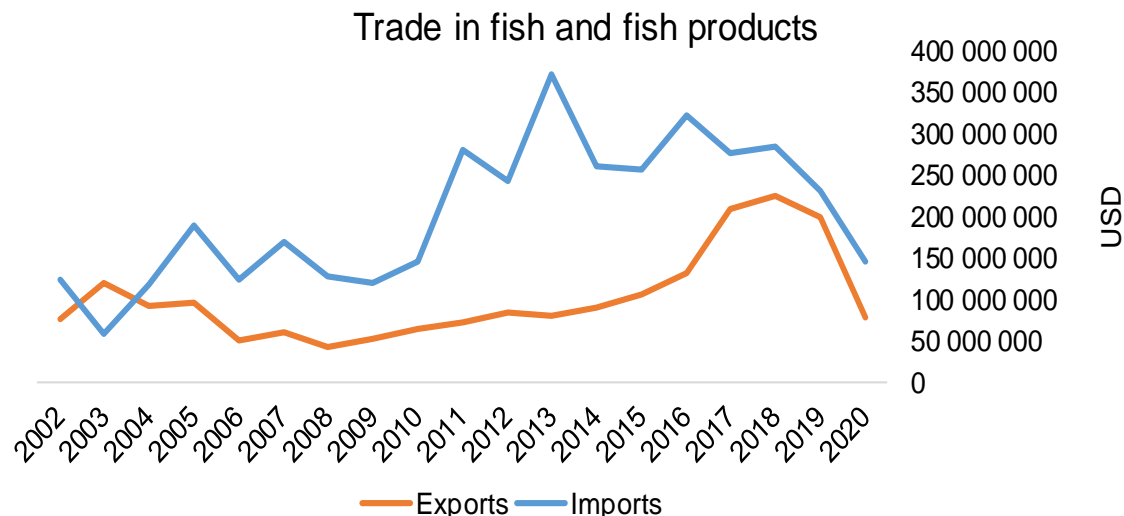




COUNTRY BRIEF

Population	Ease of doing business rank
30 779 000	118th
Length of coastline	Exclusive economic zone
758 km	216 867 km ²
Average GDP growth	GDP per capita
15.64%	USD 2 300



GDP from fisheries

0.83%

Fish available for consumption

25.3 kg/capita

Imports of fish and fish products - 2020

USD 146 714 470

Agricultural GDP from fisheries

3.97%

Fisheries and aquaculture production

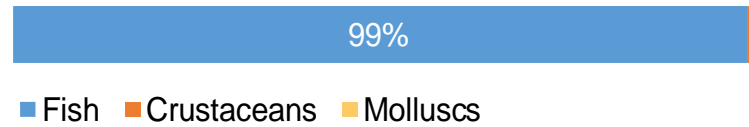
Total	420 371 tonnes
Fisheries	85%
Aquaculture	15%

Exports of fish and fish products - 2020

USD 79 286 700

Production and Trade Breakdown

Production by volume



Imports by value



Exports by value



Production - Top 10 Species (Volume)

		Tonnes
1 st	Freshwater fishes nei	81 613
2 nd	Skipjack tuna	59 904
3 rd	Nile tilapia	59 470
4 th	European anchovy	44 690
5 th	Round sardinella	27 446
6 th	Yellowfin tuna	25 063
7 th	Atlantic chub mackerel	13 758
8 th	Bigeye grunt	11 796
9 th	Madeiran sardinella	9 536
10 th	Scads nei	8 767

Imports - Top 10 Products (Value)

			USD
1 st	Mackerel	frozen; excluding fillets, livers and roes HS 0303.54	36 029 060
2 nd	Jack, horse mackerel	frozen; excluding fillets, livers and roes HS 0303.55	29 594 510
3 rd	Sardines, sardinella, brisling or sprats	frozen; excluding fillets, livers and roes HS 0303.53	27 936 900
4 th	Mackerel	prepared or preserved; whole or in pieces HS 1604.15	13 770 430
5 th	Sardines, sardinella, brisling or sprats	prepared or preserved; whole or in pieces HS 1604.13	12 109 940
6 th	Fish, other than species in 0303	frozen; excluding fillets, livers and roes HS 0303.89	7 740 410
7 th	Herrings	frozen; excluding fillets, livers and roes HS 0303.51	5 392 410
8 th	Sardines, sardinella, brisling or sprats	fresh or chilled; excluding fillets, livers and roes HS 0302.43	2 961 990
9 th	Hake	frozen; excluding fillets, livers and roes HS 0303.66	2 532 900
10 th	Mackerel	fresh or chilled; excluding fillets, livers and roes HS 0302.44	1 675 540

Exports - Top 10 Products (Value)

			USD
1 st	Tunas, skipjack, bonito	prepared or preserved; whole or in pieces HS 1604.14	49 748 400
2 nd	Skipjack, stripe-bellied bonito	frozen; excluding fillets, livers and roes HS 0303.43	10 096 020
3 rd	Yellowfin tunas	frozen; excluding fillets, livers and roes HS 0303.42	9 122 090
4 th	Squid, cuttlefish	dried, smoked, salted or in brine HS 0307.49	3 030 700
5 th	Squid, cuttlefish	frozen HS 0307.43	2 969 210
6 th	Octopus	frozen HS 0307.52	649 420
7 th	Octopus	dried, smoked, salted or in brine HS 0307.59	480 860
8 th	Trout	live HS 0301.91	427 440
9 th	Eels	frozen; excluding fillets, livers and roes HS 0303.26	369 660
10 th	Fish, other than species in 1604	prepared or preserved; whole or in pieces HS 1604.19	346 080

A GLOBEFISH Product

Information, Disclaimer


Sources

Established in 1984, GLOBEFISH is a multi-donor funded project in the Fisheries Division of the Food and Agriculture Organization of the United Nations (FAO), responsible for providing up-to-date market and trade information on fish and fish products.

[Visit our website](#)

[Subscribe to our newsletter](#) or [email us](#)

Recent Publications



[Globefish Highlights](#)

Our flagship publication, focused on prices and analysis of market trends covering a variety of major commodities. Released quarterly.



[Chinese Fish Price Report](#)

Comprehensive coverage of Chinese price trends, market information for commercially significant species, along with industry news and policy updates. Released quarterly.



[European Price Report](#)

Market and price analysis for fish and fish products in the European market. Released monthly.



This is the second edition of the GLOBEFISH Market Profiles produced for this country, and was made at the beginning of 2023.

These profiles are based on nationally reported data or information published by international agencies. As the profile is intended to reflect the most up to date information available, reporting years may vary between sections and commodities.

The designations employed and the presentation of material in this information product do not imply the expression of any opinion whatsoever on the part of FAO concerning the legal or constitutional status of any country, territory or sea area, or the delimitation of frontiers or boundaries.

The data herein presented is compiled by FAO staff at the time of its production, "as is" and "as available", and every effort is made to ensure, but not guarantee, their timeliness, accuracy and completeness. FAO assumes no responsibility for errors and omissions in the data provided. Users are, however, kindly asked to report any errors or deficiencies in this product to FAO GLOBEFISH (globefish@fao.org).

Please note

Re-exports and re-imports are not included. The term N/A has been used to indicate that information was not found in the indicated sources. The classification of fish and fish products as either processed or unprocessed is very broad and is intended for indicative purposes only.

[HS codes for fish and fish products](#)

International trade codes for fish and fish products in a user friendly format.



Sources and time periods:

-Fishing and aquaculture production (2020):
FAO's [Global Fishery and Aquaculture Production Statistics](#)

-Fish available for consumption (2017):
FAO's [Fishery and Aquaculture Statistics 2019](#)

-Population (2020), GDP Growth (2016-2020), GDP per Capita (2020):
IMF's [World Economic Outlook Databases](#)

-Imports, Exports and Share of Trade (2020):
FAO's [Global Fishery and Aquaculture Commodities Statistics](#)

-GDP, GDP from fisheries, GDP from agriculture (2020):
World Bank's [World Development Indicators](#),
OECD's [National Accounts Statistics](#) or
UNSD's [National Accounts](#)

-Ease of doing business (2020):
World Bank's [Ease of Doing Business](#) ranking

-Length of Coastline, Exclusive Economic Zone, Exclusive Fishing Zone (2003):
UNEP's [Global Environment Outlook](#)

[GLOBEFISH](#)

Explore more market information on the GLOBEFISH website



[European Price Dashboard](#)

Hundreds of prices, updated every Monday

