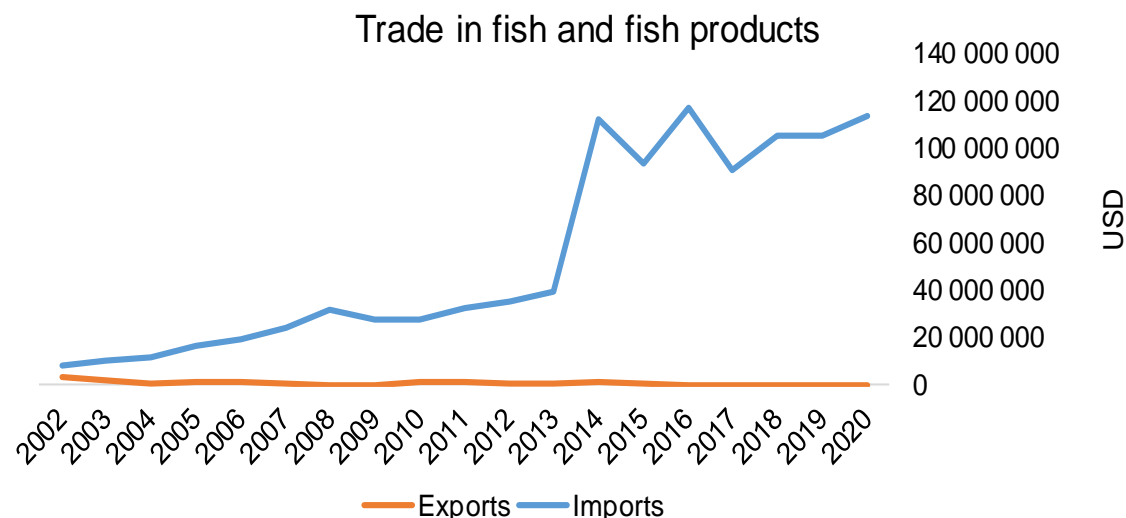




COUNTRY BRIEF

Population	Ease of doing business rank
12 146 000	149th
Length of coastline	Exclusive fishing zone
153 km	26 768 km ²
Average GDP growth	GDP per capita
6.49%	USD 1 300



GDP from fisheries

0.65%

Fish available for consumption

17.6 kg/capita

Imports of fish and fish products - 2020

USD 114 020 870

Agricultural GDP from fisheries

2.25%

Fisheries and aquaculture production

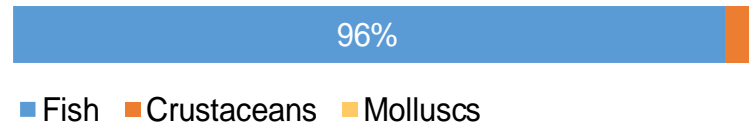
Total	76 952 tonnes
Fisheries	96%
Aquaculture	4%

Exports of fish and fish products - 2020

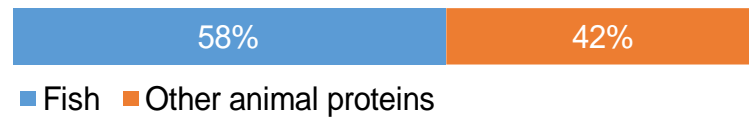
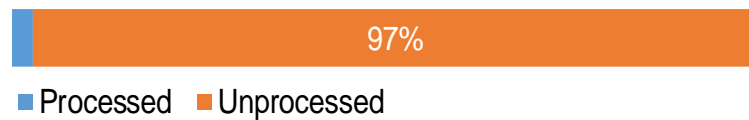
USD 124 590

Production and Trade Breakdown

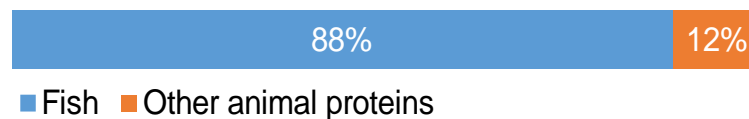
Production by volume



Imports by value



Exports by value



Production - Top 10 Species (Volume)

Rank	Species	Volume (Tonnes)
1 st	Tilapias nei	13 665
2 nd	[Cypselurus spp]	7 070
3 rd	Guachanche barracuda	6 005
4 th	Torpedo-shaped catfishes nei	5 170
5 th	West African Spanish mackerel	4 480
6 th	Little tunny (Atl.black skipj)	4 355
7 th	Jacks, crevalles nei	3 325
8 th	freshwater crustaceans nei	2 675
9 th	Lesser African threadfin	2 590
10 th	West African croakers nei	2 150

Imports - Top 10 Products (Value)

			USD
1 st	Jack, horse mackerel	frozen; excluding fillets, livers and roes HS 0303.55	54 158 030
2 nd	Mackerel	frozen; excluding fillets, livers and roes HS 0303.54	16 888 060
3 rd	Sardines, sardinella, brisling or sprats	frozen; excluding fillets, livers and roes HS 0303.53	12 300 080
4 th	Fish, other than species in 0303	frozen; excluding fillets, livers and roes HS 0303.89	11 007 340
5 th	Blue whittings	frozen; excluding fillets, livers and roes HS 0303.68	7 588 030
6 th	Herrings	frozen; excluding fillets, livers and roes HS 0303.51	5 063 400
7 th	Sardines, sardinella, brisling or sprats	prepared or preserved; whole or in pieces HS 1604.13	2 372 910
8 th	Hake	frozen; excluding fillets, livers and roes HS 0303.66	1 765 330
9 th	Tilapias	frozen; excluding fillets, livers and roes HS 0303.23	1 744 310
10 th	Flours, meals, pellets. Unfit for human consumption	from fish or aquatic invertebrates HS 2301.20	444 810

Exports - Top 10 Products (Value)


			USD
1 st	Tilapias	frozen; excluding fillets, livers and roes HS 0303.23	92 270
2 nd	Fish fins, other edible offal	dried, smoked, salted or in brine HS 0305.79	25 000
3 rd	Shrimps, prawns	frozen HS 0306.17	2 380
4 th	Shrimps, prawns	prepared or preserved, in airtight containers HS 1605.29	2 180
5 th	Shrimps, prawns	dried, smoked, salted or in brine HS 0306.95	1 400
6 th	Pacific, Atlantic, Danube salmon	fresh or chilled fillets HS 0304.41	810
7 th	Livers, roes, milt	dried, salted or in brine HS 0305.20	550

Established in 1984, GLOBEFISH is a multi-donor funded project in the Fisheries Division of the Food and Agriculture Organization of the United Nations (FAO), responsible for providing up-to-date market and trade information on fish and fish products.

[Visit our website](#)

[Subscribe to our newsletter](#) or [email us](#)

Recent Publications



[Globefish Highlights](#)

Our flagship publication, focused on prices and analysis of market trends covering a variety of major commodities. Released quarterly.



[Chinese Fish Price Report](#)

Comprehensive coverage of Chinese price trends, market information for commercially significant species, along with industry news and policy updates. Released quarterly.



[European Price Report](#)

Market and price analysis for fish and fish products in the European market. Released monthly.



This is the second edition of the GLOBEFISH Market Profiles produced for this country, and was made at the beginning of 2023.

These profiles are based on nationally reported data or information published by international agencies. As the profile is intended to reflect the most up to date information available, reporting years may vary between sections and commodities.

The designations employed and the presentation of material in this information product do not imply the expression of any opinion whatsoever on the part of FAO concerning the legal or constitutional status of any country, territory or sea area, or the delimitation of frontiers or boundaries.

The data herein presented is compiled by FAO staff at the time of its production, "as is" and "as available", and every effort is made to ensure, but not guarantee, their timeliness, accuracy and completeness. FAO assumes no responsibility for errors and omissions in the data provided. Users are, however, kindly asked to report any errors or deficiencies in this product to FAO GLOBEFISH (globefish@fao.org).

Please note

Re-exports and re-imports are not included. The term N/A has been used to indicate that information was not found in the indicated sources. The classification of fish and fish products as either processed or unprocessed is very broad and is intended for indicative purposes only.

[HS codes for fish and fish products](#)

International trade codes for fish and fish products in a user friendly format.



Sources and time periods:

-Fishing and aquaculture production (2020):
FAO's [Global Fishery and Aquaculture Production Statistics](#)

-Fish available for consumption (2017):
FAO's [Fishery and Aquaculture Statistics 2019](#)

-Population (2020), GDP Growth (2016-2020), GDP per Capita (2020):
IMF's [World Economic Outlook Databases](#)

-Imports, Exports and Share of Trade (2020):
FAO's [Global Fishery and Aquaculture Commodities Statistics](#)

-GDP, GDP from fisheries, GDP from agriculture (2020):
World Bank's [World Development Indicators](#),
OECD's [National Accounts Statistics](#) or
UNSD's [National Accounts](#)

-Ease of doing business (2020):
World Bank's [Ease of Doing Business](#) ranking

-Length of Coastline, Exclusive Economic Zone, Exclusive Fishing Zone (2003):
UNEP's [Global Environment Outlook](#)

[GLOBEFISH](#)

Explore more market information on the GLOBEFISH website



[European Price Dashboard](#)

Hundreds of prices, updated every Monday

