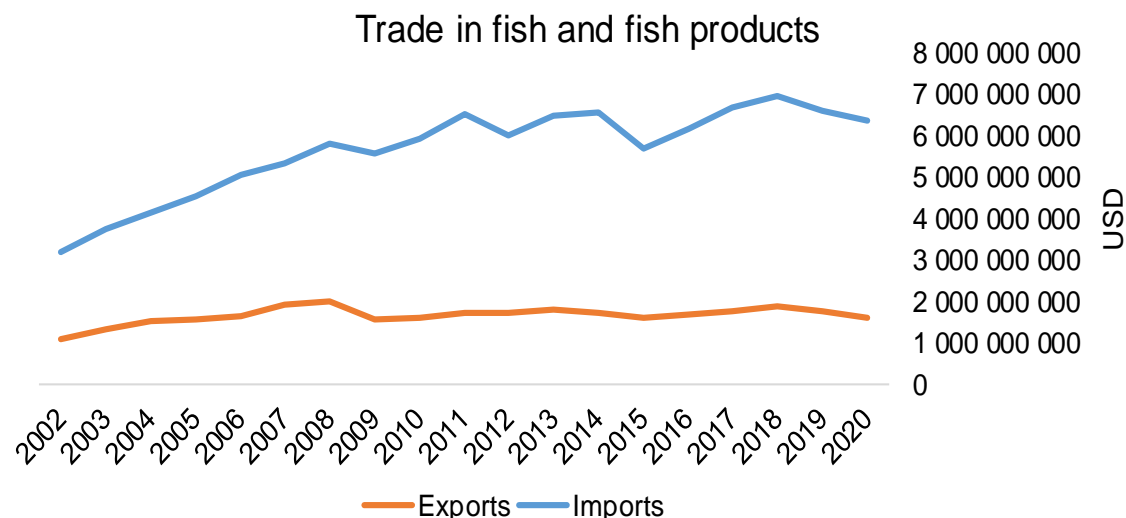




## COUNTRY BRIEF

Population	Ease of doing business rank
65 284 000	32nd
Length of coastline	Exclusive economic zone
7 330 km	706 443 km <sup>2</sup>
Average GDP growth	GDP per capita
0.90%	USD 40 400



GDP from fisheries

0.03%

Fish available for consumption

34.4 kg/capita

Imports of fish and fish products - 2020

USD 6 397 701 210

Agricultural GDP from fisheries

2.08%

Fisheries and aquaculture production

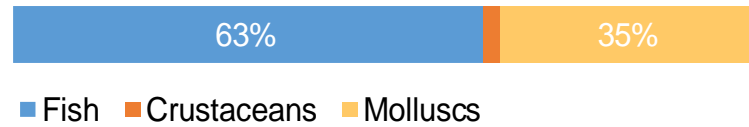
Total	605 023 tonnes
Fisheries	68%
Aquaculture	32%

Exports of fish and fish products - 2020


USD 1 631 955 400

## Production and Trade Breakdown

### Production by volume



### Imports by value



### Exports by value



## Production - Top 10 Species (Volume)

Rank	Species	Volume (Tonnes)
1 <sup>st</sup>	Pacific cupped oyster	79 500
2 <sup>nd</sup>	Blue mussel	55 398
3 <sup>rd</sup>	Skipjack tuna	43 394
4 <sup>th</sup>	Yellowfin tuna	41 633
5 <sup>th</sup>	Rainbow trout	36 700
6 <sup>th</sup>	Great Atlantic scallop	31 846
7 <sup>th</sup>	European hake	30 427
8 <sup>th</sup>	European pilchard (Sardine)	28 836
9 <sup>th</sup>	Atlantic mackerel	21 044
10 <sup>th</sup>	Atlantic herring	19 755

## Imports - Top 10 Products (Value)

			USD
1 <sup>st</sup>	Atlantic, Danube salmon	fresh or chilled; excluding fillets, livers and roes HS 0302.14	936 804 250
2 <sup>nd</sup>	Shrimps, prawns	frozen HS 0306.17	722 797 040
3 <sup>rd</sup>	Tunas, skipjack, bonito	prepared or preserved; whole or in pieces HS 1604.14	550 260 110
4 <sup>th</sup>	Fish	fresh or chilled fillets HS 0304.44	233 298 220
5 <sup>th</sup>	Pacific, Atlantic, Danube salmon	frozen fillets HS 0304.81	186 648 440
6 <sup>th</sup>	Alaska Pollack	frozen fillets HS 0304.75	184 367 200
7 <sup>th</sup>	Cod	frozen fillets HS 0304.71	179 728 020
8 <sup>th</sup>	Fish	prepared or preserved HS 1604.20	162 933 540
9 <sup>th</sup>	Pacific, Atlantic, Danube salmon	smoked, including fillets HS 0305.41	130 624 200
10 <sup>th</sup>	Fish, other than species in 1604	prepared or preserved; whole or in pieces HS 1604.19	129 633 060

## Exports - Top 10 Products (Value)

			USD
1 <sup>st</sup>	Shrimps, prawns	frozen HS 0306.17	97 977 450
2 <sup>nd</sup>	Oysters	live, fresh or chilled HS 0307.11	87 862 440
3 <sup>rd</sup>	Fish	prepared or preserved HS 1604.20	80 647 940
4 <sup>th</sup>	Fish, other than species in 1604	prepared or preserved; whole or in pieces HS 1604.19	69 355 060
5 <sup>th</sup>	Pacific, Atlantic, Danube salmon	fresh or chilled fillets HS 0304.41	65 131 970
6 <sup>th</sup>	Fish, other than species in 0302	fresh or chilled; excluding fillets, livers and roes HS 0302.89	62 898 650
7 <sup>th</sup>	Yellowfin tunas	frozen; excluding fillets, livers and roes HS 0303.42	58 254 690
8 <sup>th</sup>	Squid, cuttlefish	live, fresh or chilled HS 0307.42	53 113 380
9 <sup>th</sup>	Fish fats or oils and fractions thereof	not chemically modified or from fish-livers HS 1504.20	52 584 740
10 <sup>th</sup>	Pacific, Atlantic, Danube salmon	smoked, including fillets HS 0305.41	46 794 260

# A GLOBEFISH Product

# Information, Disclaimer


# Sources

Established in 1984, GLOBEFISH is a multi-donor funded project in the Fisheries Division of the Food and Agriculture Organization of the United Nations (FAO), responsible for providing up-to-date market and trade information on fish and fish products.

[Visit our website](#)

[Subscribe to our newsletter](#) or [email us](#)

## Recent Publications



### [Globefish Highlights](#)

Our flagship publication, focused on prices and analysis of market trends covering a variety of major commodities. Released quarterly.



### [Chinese Fish Price Report](#)

Comprehensive coverage of Chinese price trends, market information for commercially significant species, along with industry news and policy updates. Released quarterly.



### [European Price Report](#)

Market and price analysis for fish and fish products in the European market. Released monthly.



This is the second edition of the GLOBEFISH Market Profiles produced for this country, and was made at the beginning of 2023.

These profiles are based on nationally reported data or information published by international agencies. As the profile is intended to reflect the most up to date information available, reporting years may vary between sections and commodities.

The designations employed and the presentation of material in this information product do not imply the expression of any opinion whatsoever on the part of FAO concerning the legal or constitutional status of any country, territory or sea area, or the delimitation of frontiers or boundaries.

The data herein presented is compiled by FAO staff at the time of its production, "as is" and "as available", and every effort is made to ensure, but not guarantee, their timeliness, accuracy and completeness. FAO assumes no responsibility for errors and omissions in the data provided. Users are, however, kindly asked to report any errors or deficiencies in this product to FAO GLOBEFISH ([globefish@fao.org](mailto:globefish@fao.org)).

### **Please note**

Re-exports and re-imports are not included. The term N/A has been used to indicate that information was not found in the indicated sources. The classification of fish and fish products as either processed or unprocessed is very broad and is intended for indicative purposes only.

### [HS codes for fish and fish products](#)

International trade codes for fish and fish products in a user friendly format.



Sources and time periods:

-Fishing and aquaculture production (2020):  
FAO's [Global Fishery and Aquaculture Production Statistics](#)

-Fish available for consumption (2017):  
FAO's [Fishery and Aquaculture Statistics 2019](#)

-Population (2020), GDP Growth (2016-2020), GDP per Capita (2020):  
IMF's [World Economic Outlook Databases](#)

-Imports, Exports and Share of Trade (2020):  
FAO's [Global Fishery and Aquaculture Commodities Statistics](#)

-GDP, GDP from fisheries, GDP from agriculture (2020):  
World Bank's [World Development Indicators](#),  
OECD's [National Accounts Statistics](#) or  
UNSD's [National Accounts](#)

-Ease of doing business (2020):  
World Bank's [Ease of Doing Business](#) ranking

-Length of Coastline, Exclusive Economic Zone, Exclusive Fishing Zone (2003):  
UNEP's [Global Environment Outlook](#)

### [GLOBEFISH](#)

Explore more market information on the GLOBEFISH website



### [European Price Dashboard](#)

Hundreds of prices, updated every Monday

