



Food and Agriculture
Organization of the
United Nations

EUROPEAN PRICE REPORT



Issue 12/2019 December 2019

Latest trends

Seafood trade in Europe has finally picked up as Christmas and New Year festivities approach. The late start to buying resulted in very large purchases during early December, and prices have climbed for groundfish products and for salmon. The shrimp market has been affected by high cold storage holdings, however, and prices have remained relatively stable despite strong demand. Low tuna prices have continued on the back of very weak consumer demand for canned tuna in Europe, while cephalopods are more of a summer seafood option and sales are rather limited at present. Prices for octopus have fallen back significantly from the sky high levels recorded in mid-2019.

GROUNDFISH

Groundfish supply is rather limited currently, a seasonal pattern observed when bad weather starts impacting catches. Inventories of Atlantic cod are low, and traders are looking for Pacific cod instead. Prices are generally high but stable. The coming year is expected to be more positive, with the 2020 Barents Sea cod TAC set 2 percent higher than the 2019 quota at 738 000 tonnes. The quota for haddock has also been increased by 25 percent to 215 000 tonnes, so more supply should reach the European market.

Index for prices

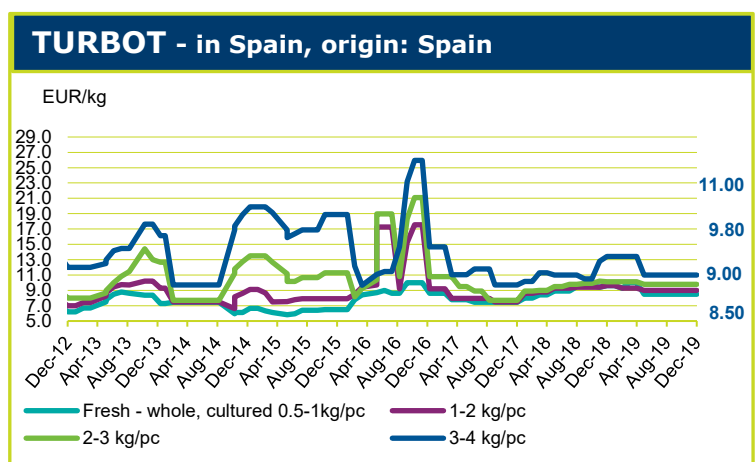
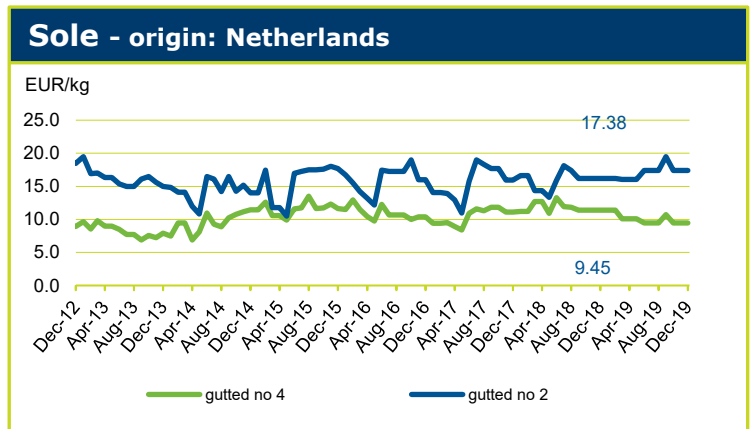
Groundfish	8
Flatfish	9
Tuna	10
Small Pelagics	10
Cephalopods	11
Crustaceans	12
Bivalves	14
Salmon	14
Trout	15
Freshwater fish	15
Non Traditional Species	15
Seabass-Seabream-Meagre	16

The **European Fish Price Report**, based on information supplied by industry correspondents, aims to provide guidance on broad price trends. Price information is indicative and should be used only for forecasting medium- and long-term trends. FAO is not responsible for any errors or omissions.

Christmas is one of the peak sales periods for bacalao or wet salted cod products. The major markets for these products are the Southern European countries of Portugal, Italy and Spain.

Prices are staying high for wet-salted cod (*Gadus microcephalus*) fillets from frozen raw material and the expectation for January/February is for further increases. Strong demand for raw material is reported from the USA and China, which compete for product with the European markets. For wet-salted cod fillets (*Gadus morhua*) from fresh raw material coming from the Faroe Islands and Iceland, very little stock is available, particularly in the Faroes. At the same time, demand is strong in the Spanish market.

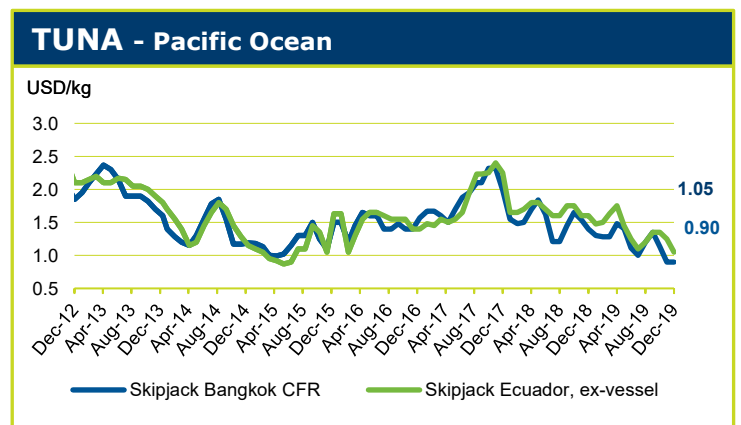
Supplies of turbot, not typically a favoured option for the festive season, are steady and prices are stable.



TUNA - BILLFISHES

Fishing in the Western and Central Pacific continues to be slow and the number of carriers arriving in Thailand has fallen. Raw material inventories at Thai canneries remain healthy, however. Most canneries will be closed for one week during the end of year for holidays and maintenance. Skipjack prices are holding steady at the low levels reported last month.

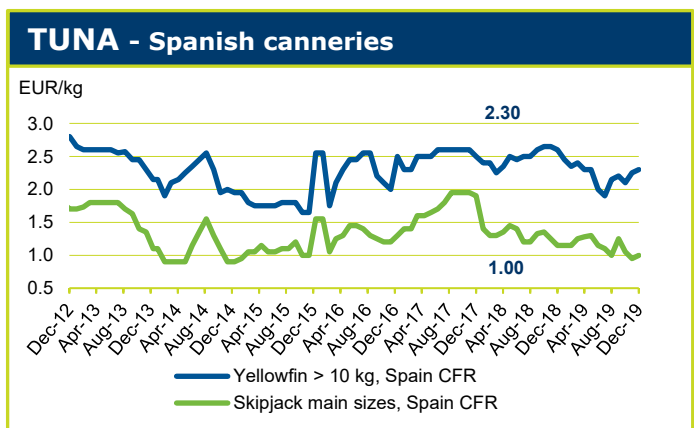
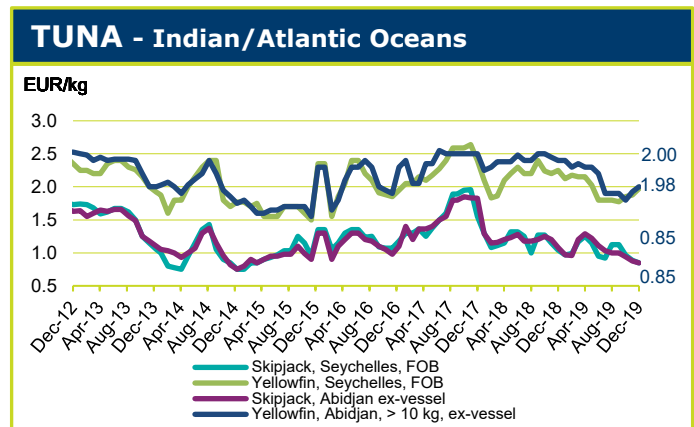
Fishing in the Indian Ocean for the vessels which have not yet exhausted the yellowfin quota has improved to moderate-to-good. However, total fishing effort remains low as many vessels are tied up until the end of the year. Skipjack prices have fallen slightly while yellowfin prices have risen due to the low catches.



The second 2-month IATTC 'veda' closure in the Eastern Pacific is in force until 19 January 2020. For the boats that have opted to fish during this period, catches are reported to be moderate-to-good. Raw material inventories at local canneries remain at healthy levels with carriers and containers arriving from other oceans. Skipjack prices continue to fall but are still relatively attractive when compared with Bangkok price levels.

Catch rates in the Atlantic Ocean continue to slow down and raw material inventories at local canneries are moderate. Skipjack prices have fallen slightly while yellowfin prices continue to increase due to the poor catches.

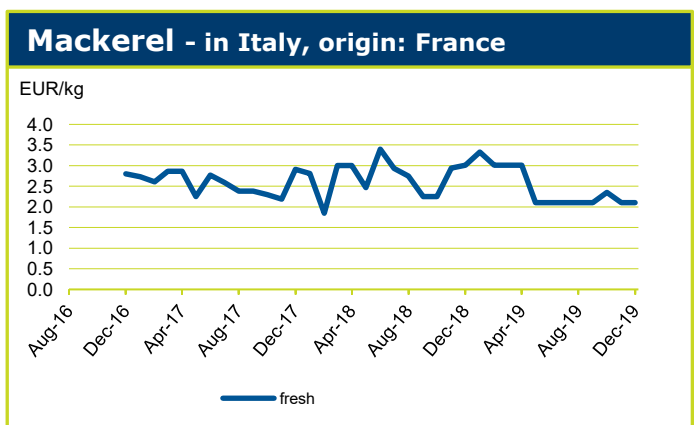
European prices for skipjack have rebounded due to the low raw material supplies coming from both the Indian and Atlantic Oceans. Yellowfin prices continue to rise, while the market price for cooked, double cleaned yellowfin loins remains stable.



SMALL PELAGICS

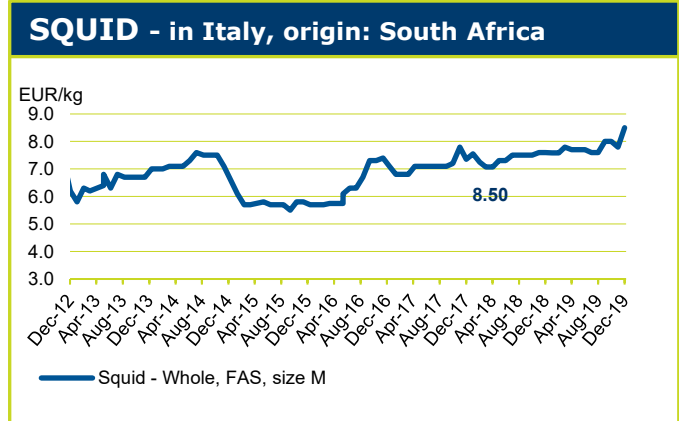
The mackerel quota for 2020 in the North-Eastern Atlantic has been increased by 41 percent over 2019 to 922 000 tonnes. This is benefiting the fishing fleets of the EU, Norway and the Faroe Islands. This shows that the mackerel resource in this fishing area is in good shape.

Polish herring catches have been good and moderate demand has seen prices increase. Prices have also increased for sprat on the back of moderate catches and average demand.



CEPHALOPODS

Catches have been poor in South Africa and prices are steady at the same level as last month. Buying interest from Italy and Spain is limited, however, as this time of year is not the best sales period and prices are considered to be too high. With fishing as slow as this, many boats may tie up during the festive season.



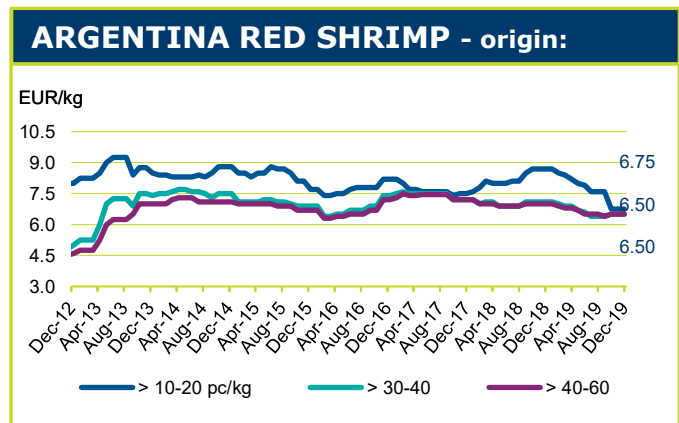
At present, the total supply of raw octopus continues to increase across all regions in Indonesia. Raw material prices are expected to decrease as demand for octopus products is weak. Prices in Spain declined sharply during the last quarter of the year, falling back to EUR 3.00 per kg.

CRUSTACEANS

The average prices for Russian shrimp dropped by some 20 percent between 2017 and 2018, and almost by the same amount again between 2018 and 2019. Catches have increased to reach about 30 000 tonnes, double the output in 2018. Russia has a large domestic market for shrimp and 70 percent of its production is sold in the country.

Present price levels are reportedly below USD 2.00 per kg for the industrial shrimp sizes (250-350 count), 15 percent below the 2018 level. Larger shrimp (120+ count), which accounts for 10 percent of total Russian production, is selling at USD 4.00 per kg, some 24 percent below December 2018 level. The price drop was limited in 2019 by firm prices for Greenlandic shrimp which were propping the market up a little.

After an early start to the shrimp fishing campaign in Argentina, fresh shrimp trawlers are already fishing at a good pace, but prices are low on the whole. In Europe, these price levels, together with the arrival of the Christmas season, are seeing demand strengthen significantly but the large volumes of shrimp that remain in the cold storage are preventing any appreciable price increases.

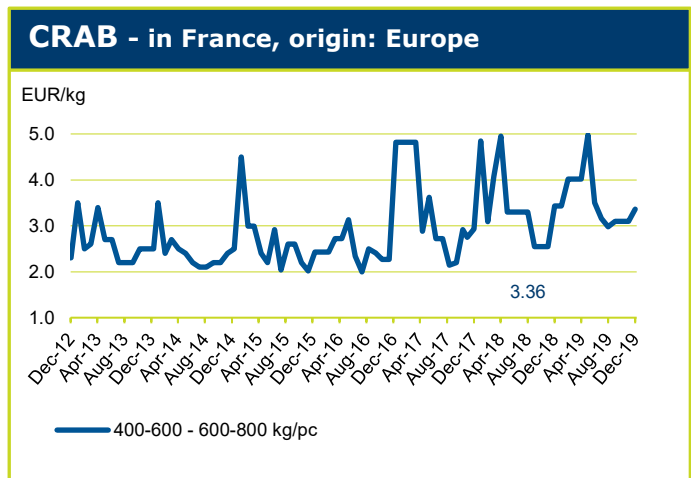


The supply of shrimp from Indonesia is decreasing as many farmers have ceased harvesting as the end of the year approaches. As a result, raw material prices have increased somewhat lately, especially in the East Java region.

Lobster exports from Canada to the EU reached 6 300 tonnes in the first nine months of 2019, a 12 percent increase over the same period of 2018. About 46 percent of these exports are live or fresh lobster, while the remainder are frozen. The average price of frozen lobster from Canada to the EU was USD 16.00 per kg in the first nine months of 2019, which compares to USD 15.80 per kg in the same period of 2018, reflecting a small increase in prices.

Live or fresh lobster were sold at USD 14.30 per kg in 2019, compared with USD 15.00 per kg the previous year. Frozen lobster sells a higher price than live/fresh, but this is mainly due to the fact that frozen lobster from Canada are primarily tails, meaning that the liveweight equivalent price is in fact far lower that of live/fresh lobster. The main lobster fishing season started on 26 November 2019, with a substantial proportion of the catch intended for the EU market. Lobster prices at wholesale level remain strong compared with last year.

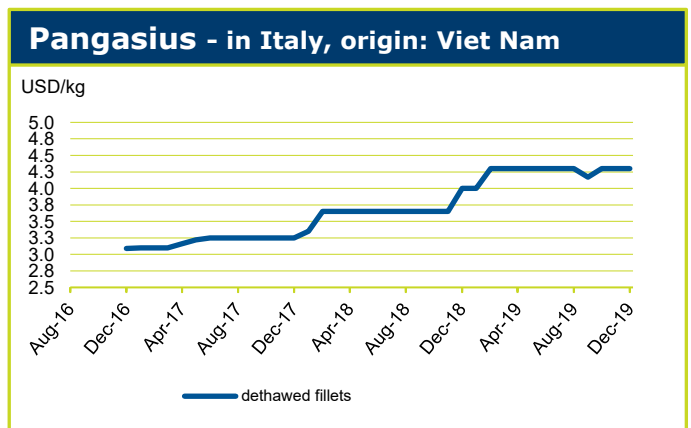
Demand for crab has increased, while catches are seasonally low at the moment. Prices increased by 10 percent over last month, but were EUR 0.10 per kg lower than the level reached last December.



FRESHWATER FISH

Carp is a main Christmas treat in Central Europe. According prices tended upwards in Southern Germany and Hungary.

Pangasius is mainly used in restaurant and catering businesses. Therefore pangasius is not in very strong demand during the festivity season. Prices continued stable on their present high levels.





BIVALVES

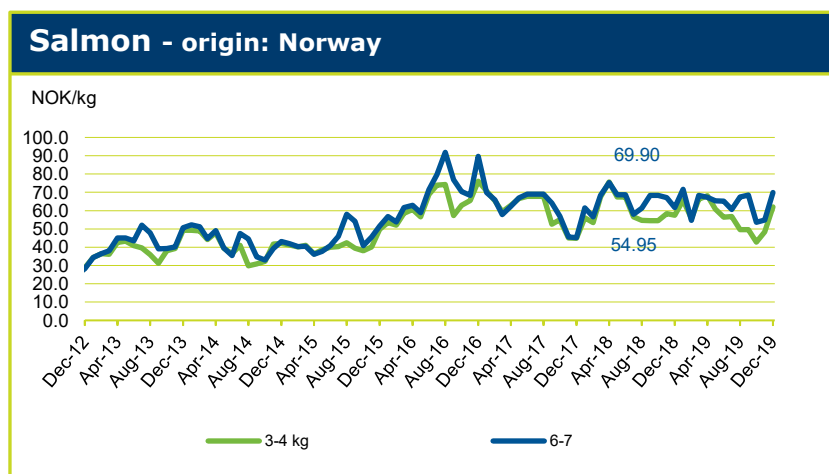
A wide range of mussels are being sold on the French market at this time of year, including French Bouchot and Rope as well as Dutch bottom and Spanish Rope mussels. Organically certified mussels, both Rope (mainly Ireland) and Bouchot (French) are becoming more popular.

The oyster season is starting to pick up again as we enter the colder season. According to industry reports there may be a shortage of #2 oysters and a higher availability of #4. Christmas and particularly the New Year are major consumption periods for oysters and prices will spike before normalizing in January.

SALMON

After reaching the year’s low point in early October, prices for farmed Atlantic salmon in Europe have staged a strong recovery in recent weeks. The Fish Pool Index, measuring aggregate prices for fresh Atlantic salmon out of Norway, was at NOK 62.2 per kg in week 49, compared with NOK 57.6 per kg in the same week in 2018. Reports as of mid-December suggest further price gains are likely to a combination of weather-related supply challenges and strong end of year demand.

According to the most recent figures from the Norwegian Seafood Council (NSC), the upward price trend translated into a 12 percent year-on-year increase in the value of Norwegian salmon exports in November, to NOK 6.2 billion. Volume for the month increased 7 percent to 108 000 tonnes. In the first 11 months of 2019, Norway exported 1 million tonnes of salmon worth NOK 66 billion, increases of 7 percent and 6 percent respectively compared with the same period last year. The NSC also reported that an increasing share of EU-destined salmon is being directed to countries that are primarily processors, such as Poland, Denmark, the Netherlands and Lithuania, before being exported to the main consumer markets.



In the UK, prices for Scottish salmon have been following a similar trajectory to their Norwegian counterparts, with quotes for 2-3 kg fresh Atlantics spiking at around GBP 6 per kg in week 49, up from around GBP 5.30 per kg the previous week, and GBP 0.30 higher than the same week in 2018. To add to the ongoing uncertainty for the UK industry resulting from the drawn-out Brexit negotiations, Scottish farmed Atlantic salmon fillets have also recently been mentioned in the list of possible targets for US tariffs amidst escalating trade tensions.

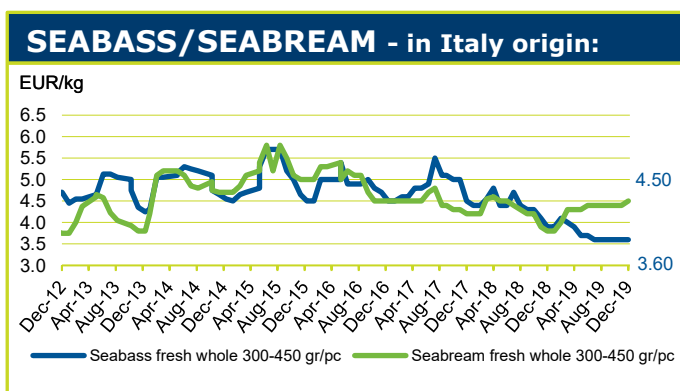
The price outlook for the European salmon market has improved in recent weeks, with forward prices at Fish Pool indicating market expectations for prices in the mid-to-high NOK 60s for the remainder of the year and indeed right through the first half of 2020. Global Atlantic salmon production growth in 2020 is projected to be around 4-5 percent although the estimates of the salmon farmers themselves are somewhat above this consensus.

TROUT

Norwegian production of farmed trout has been very high this year, particularly since mid-year. As of October, biomasses were 20 percent higher compared with the same time last year and supply will remain plentiful. Export prices for trout have picked up in recent weeks but not quite to the same extent as salmon. As of week 48, average prices for fresh whole trout were NOK 56.88, 9 percent above the same period in 2018. In November, according to the NSC, Norway's trout exports reached 6 700 tonnes worth NOK 382 million, increases of 30 percent and 20 percent respectively compared with November last year. In the first 11 months of the year, cumulative exports totalled 54 100 tonnes (+31 percent) worth NOK 3.3 billion (+25 percent).

SEABASS SEABREAM

Prices for farmed seabass remain severely depressed on European markets, while seabream prices have stabilized at moderate levels. Quoted prices for 300-450 g Greek-origin fish on the Italian market were EUR 3.60 per kg for bass and EUR 4.50 per kg for bream in December, compared with December 2018 levels of EUR 3.90 per kg and EUR 3.80 per kg respectively.



The differential is not quite so pronounced in other markets, however, with reports from Turkey suggesting that bream destined for the EU has been selling at prices some EUR 0.50 above those for bass. Current price levels are primarily the result of the excess Turkish production that has overwhelmed EU demand, but industry observers are now expecting a tightening of the previously accommodative financial conditions in Turkey and consequently a more conservative approach to stocking.



Fish Species Trade Name	Product Form	Grading	Price per kg		Reference & Area	Origin	
			As stated	EUR USD			
GROUND FISH							
December 2019							
Cod/Cabillaud, Morue/ Bacalao <i>Gadus morhua</i>	Fresh gutted		1,87	2,07	Poland FOB	Baltic Sea	
	IQF portion, single frozen	100-150 g/pc	8,55	9,52	Italy CIF	Iceland	
	Fresh - fillet	50-100 g/pc		4,00	4,45	CPT	Belgium Denmark
		100-200		5,00	5,57 =		
		200-400		9,00	10,02 =		
	Fresh - Whole	1-2 kg/pc		6,11	6,80 =	FCA	Poland
		2-4		7,69	8,56 =		
	Fresh gutted	2-3 kg/pc		6,27	6,98	CIF	Spain
		50-100 g/pc		4,31	4,80		
	Fresh - fillet	100-200 g/pc		5,03	5,60 =	DDP	Iceland
		200-400		5,76	6,42 =		
	Fillet- IQF	500-1000g/pc		4,20	4,68	FCA	Spain
	Fillet - wet salted - 1st quality produced from fresh raw material	700-1000 g/pc		9,30	10,36 =	CIF	Iceland
Portion single frozen, 10% glaze	100-150 g/pc		8,65	9,63 +	DDP	Norway	
Stockfish	700 g/pc		27,00	23,00 =	FCA	Denmark	
	60-80 g/pc		31,70	35,31	CIF		
Fillet - wet salted - 1st quality produced from frozen raw material	400-700 g/pc		8,90	9,91 =			
Hake/Merlu/Merluza <i>Merluccius capensis</i>	Minced block		1,83	2,04 =	Namibia FOB for Spanish market	Namibia	
	IQF portion, trapeze	90-110 g/pc	7,75	8,63 +	Italy CIF	Croatia	
	Fresh - whole	100-200 g/pc		4,57	5,09 =		CPT
		200-300		5,05	5,62 =		
Fresh - gutted	200-300 g/pc		4,45	4,96 =	Spain EXW	USA	
	300-400		5,91	6,58 =			
Merluccius productus	Fillet, PBO		2,89	3,20 =			
	Minced block		1,90	2,10 =			
Alaska pollack/Lieu de l'Alaska/Colin de Alaska <i>Theragra chalcogramma</i>	H&G	>25	1,60	1,78 -	Russian Fed. wholesale Vladivostok	Russian Fed.	
		>30	0,81	0,90			
		>25	1,85	1,28 -	wholesale Moscow		
Haddock/Eglefin/Eglofino <i>Melanogrammus aeglefinus</i>	H&G	< 0.8 kg/pc	NOK 22,00	2.17 2.42	Sweden FCA	Norway	
Ling/Lingue franche/ Maruca <i>Molva molva</i>	Fillet - wet salted Produced from fresh raw material 1st quality	1-1.5 kg/pc	5,70	6,35 =	Italy DDP	Faeroe Islands	
Monkfish/Baudroie/ Rape <i>Lophius spp.</i>	Fresh - Tail	< 0.3 kg/pc	8,48	9,44 =	Italy CPT	UK	
		0,3-0,5	10,22	11,38 =			
		0,5-1	11,67	13,00 =			
		1-2	11,56	12,87 =			
		> 2	11,56	12,87 =			
	Fresh - whole	0,5-1 kg/pc	5,78	6,44 =	FCA	France	
	1-2	6,00	6,68 =				
John Dory/ Saint Pierre Pez de San Pedro <i>Zeus faber</i>	Fresh whole	1-2 kg/pc	18,00	20,05 =	France wholesale	France	
		2-3	21,00	23,39 =			
	Fresh - gutted	600-800 g/pc		9,90	11,03	Italy CPT	Senegal
		800-1000		8,23	9,17 =		
		1000-2000		8,23	9,17 =		
Fresh- whole headless	small		0,80	0,89 =	Mauritania FOB for European market	Mauritania	
	medium		3,20	3,56 =			
	big		4,10	4,57 =			
			4,60	5,12 =			



Fish Species Trade Name	Product Form	Grading	Price per kg		Reference & Area	Origin
			As stated	EUR USD		
FLATFISH						
						December 2019
Turbot/Rodaballo <i>Psetta maxima</i>	Fresh - whole farmed	0,5-1 kg/pc	8,50	9,47 =	Spain CIF	Spain
		1-2	9,00	10,02 =		
		2-3	9,80	10,91 =		
		3-4	11,00	12,25 =		
	Fresh - whole wild	< 0,5 kg/pc	9,50	10,58		Netherlands
		0,4-0,6	8,45	9,41		
		0,8-1	13,05	14,53		
		1-2	16,40	18,27		
		2-3	18,50	20,60		
		3-4	19,80	22,05		
Fresh - whole farmed	0,4-0,6 kg/pc	6,70	7,46	Italy CPT	Spain/Portugal	
	0,6- 0,8	8,78	9,78 =			
	0,8-1	9,21	10,26 =			
	1-1,5	9,95	11,08 =			
	1,5-2	9,64	10,74 =			
	2-2,5	9,79	10,90 =			
	2,5-3	9,61	10,70 =			
	3-4	10,53	11,73			
Fresh - whole	0,5-1 kg/pc	12,25	13,64	Netherlands		
	1-2	13,75	15,31			
	2-3	16,23	18,08 =			
	3-4	19,95	22,22			
	> 4	24,50	27,29			
Fresh - gutted	0,7-1kg/pc	11,62	12,94 =	Italy CPT	Netherlands	
	1-2	16,63	18,52			
Sole/Sole/ Lenguado <i>Solea vulgaris</i>	Fresh - whole wild	< 175 g/pc	7,25	10,80	Spain CIF	Netherlands
		170-200	14,70	16,37		
		200-300	15,80	17,60		
		200-250	18,55	20,66		
		300-500	20,40	22,72		
		400-500	25,40	28,29		
		500-600	21,30	23,72		
		1 small	4,00	4,45 =		
	2 small	3,00	3,34 =			
	3 small	2,30	2,56 =			
4 small	1,90	2,12 =				
Medium	4,50	5,01 =				
Fresh - whole wild	200-300 g/pc	21,60	24,06	Italy CPT	France	
	300-400	24,70	27,51			
	No. 3	13,24	14,75 =			
	No. 5	9,50	10,58 =			
Sole/Sole/ Lenguado <i>Solea vulgaris</i>	Fresh - whole	No. 2	15,80	17,60 =	Italy CPT	Netherlands
		No. 3	12,70	14,14 =		
		No. 4	14,73	16,41		
	Fresh - gutted	No. 2	17,38	19,36 =		
		No. 3	12,69	14,13 =		
		No. 4	9,45	10,52 =		
No. 5	9,21	10,26 =				
European plaice/ Plie d'Europe/ Solla europea <i>Pleuronectes platessa</i>	Fresh - whole	300-400 g/pc	5,55	6,18	Spain CIF	Netherlands
		400-600	5,40	6,01		
		> 600	5,40	6,01		
	IQF, white skin-on, 25% glaze	No. 2	5,95	6,63 =	Netherlands FOB for Italian market	
			6,20	6,91 =		
European Flounder/ Flet d'Europe/ Platija europea <i>Platichthys flesus</i>	Fresh - fillets skin-on skinless whole	Large	5,65	6,29	Italy CPT	Denmark
		Large	6,41	7,14		
			2,19	2,44		
			1,51	1,68		
			1,81	2,02		
	Fresh, whole	500-1000g/pc	7,89	8,79	FCA CPT	Netherlands
		1000-2000	11,42	12,72		
		500-1000g/pc	10,60	11,81 =		
		1000-2000	12,04	13,41		
		Fresh, gutted				



Fish Species Trade Name	Product Form	Grading	Price per kg		Reference & Area	Origin
			As stated	EUR USD		
TUNA/BILLFISHES						
						December 2019
Tuna/Thon/Atún <i>Thunnus spp.</i>	Skipjack - whole		0,81	0,90 =	Bangkok CFR	Western/Central Pacific Ocean
	Skipjack - whole		0,88	0,97 =	FOB	
	Skipjack - whole		0,95	1,05 -	Ecuador	Eastern Tropical Pacific Ocean
	Yellowfin - whole		1,94	2,15 -	ex-vessel	
	Skipjack - whole		0,85	0,95 -	Seychelles	Indian Ocean
	Yellowfin - whole		1,98	2,20 +	FOB	
	Skipjack - whole		0,85	0,95 -	Abidjan	Atlantic Ocean
	Yellowfin - whole	> 10 kg	2,00	2,23 +	ex-vessel	
	Skipjack - whole	1,8-3,4 kg/pc	1,00	1,11 +	Spain CFR	Various origins
	Yellowfin - whole	> 10 kg	2,30	2,56 +		
	Skipjack - cooked & cleaned loins - vacuum packed	double cleaned	4,51	5,00 -	Italy DDP	Solomon Islands
	Yellowfin - cooked & cleaned loins - vacuum packed	double cleaned	6,59	7,30 =		Kenya/Mauritius/Solomon Is.
	Skipjack	> 1,8 kg/pc	1,08	1,20	Tunisia CFR	Seychelles
			1,56	1,73		Ghana
	Yellowfin- whole	> 10 kg 3-10 kg/pc	2,25 1,77	2,51 + 1,97	Spain DAT	Atlantic Ocean
	Yellowfin- frozen loins		6,60	7,32	DDP	Eastern Pacific
	Skipjack - whole	> 3,5 kg	1,30	1,45	DAT	Atlantic Ocean
	Skipjack- frozen loins		4,88	5,43	DDP	Eastern Pacific
	Bigeye- frozen loins		5,98	7,10		
	Bigeye- whole	> 10 kg	2,23	2,48	DAT	Atlantic Ocean
Skipjack - whole		1,90	2,10	Europe CFR	Ecuador	
Yellowfin - pre-cooked loins	double cleaned	4,51	5,00 -			
	single cleaned	4,06	4,50 -			
Skipjack - pre-cooked loins		3,61	4,00 -			
Swordfish/Espadon/ Pez espada <i>Xiphias gladius</i>	Fresh- whole		13,00	14,48 +	France, wholesale	Atlantic
	Frozen- filet, vacuum		8,40	9,36 =		Spain
	Fresh - gutted	< 12 kg/pc	9,43	10,50	Italy FCA	
	Whole Mediterranean	13-18	7,02	7,82		
		19-25	7,02	7,82		
		26-35	7,01	7,81		
	Whole Atlantic	19-25	8,62	9,60 =		Morocco
		26-35	8,62	9,60 =		
36-50		8,33	9,28 =			
	> 50	9,88	11,00 =			
SMALL PELAGICS						
						December 2019
Mackerel/Maquereau/ Caballa <i>Scomber scombrus</i>	Fresh - whole		2,85	3,17	Italy CPT	Belgium
			2,65	2,95		UK
			1,15	1,28		Croatia
			2,82	3,14		Norway
			2,10	2,34 =		France
	4-6 pc/kg	2,67	2,97			
	Fresh - Fillets butterfly cut		5,00	5,57 =		
			4,19	4,67 =		
Mackerel/Maquereau/ Caballa <i>Scomber scombrus</i>	Whole	3-4 pc/kg	2,20	2,45 +	Spain FOB	Spain
		Large	0,80	0,89	Mauritania FOB	Mauritania
		Medium	0,75	0,84	for European market	
	Small	0,75	0,84			
Horse Mackerel/ Chincard/ Jurel <i>Trachurus spp</i>	Whole	> 24 cm/pc	1,23	1,37	Morocco FOB for European market	Morocco
Herring/Hareng/Arenque <i>Clupeidae</i>	Fresh - fillet		2,77	3,09	Italy CPT	Denmark
	Fresh - whole	250-300 g/pc	0,91	1,01 -	Russian Fed.	Russian Fed.
		> 350	1,52	1,69	wholesale Moscow	
		250- 300 g/pc	0,70	0,78 +	Russian Fed.	wholesale Vladivostok
		> 300	0,90	0,70 +		
	> 250	0,61	0,68			
	70-100 g/pc	0,38	0,42	Poland FOB	Baltic	



Fish Species Trade Name	Product Form	Grading	Price per kg		Reference & Area	Origin			
			As stated	EUR USD					
SMALL PELAGICS (cont.)						December 2019			
Sprat/Sprat/Espadin <i>Sprattus sprattus</i>	Fresh - whole		0,14	0,15	Poland FOB	Baltic			
Sardine/Sardine/ Sardina <i>Sardina pilchardus</i>	Fresh - whole		1,15	1,28 =	Italy CPT	Croatia			
			1,25	1,39		Spain			
			1,15	1,28 =		Italy			
	Fresh - fillet		2,07	2,31		FCA	France		
			4,89	5,45			UK		
			3,85	4,29			Spain		
	Whole, IQF, 3% glaze H& G		3,80	4,23			France- wholesale	Croatia	
			1,08	1,20 -				Italy	
	Fresh- whole		6,00	6,68				France - wholesale	France
2,35		2,62 +	Europe						
Anchovy/Anchois/ Boquerón <i>Engraulis encrasicolus</i>	Fresh		3,10	3,45 =					
Horse Mackerel/ Chincard/ Jurel <i>Trachurus spp</i>	Fresh	> 250g	4,30	4,79 +					
CEPHALOPODS						December 2019			
Squid/Encornet/Calamar <i>Loligo spp.</i>	Whole	S (< 18 cm)	7,50	8,35 +	Italy CIF	South Africa			
		M (18-25)	8,50	9,47 +					
		L (25-30)	9,50	10,58 +					
		XL (>30)	9,50	10,58 +					
<i>Loligo vulgaris</i>	Fresh - whole	100-300 g/pc	16,45	18,32	FCA	Morocco			
		300-400	12,50	13,92					
		400-600	14,04	15,64 =					
		600-1000	13,50	15,04					
			12,30	13,70					
Squid/Encornet/Calamar <i>Loligo spp.</i>	Whole	2 small	3,85	4,29 =	Mauritania FOB for European market	Mauritania			
		3 small	3,65	4,07 =					
		4 small	3,50	3,90 =					
		small	5,75	6,40 =					
		medium	7,60	8,46 =					
Octopus/Poulpe/Pulpo <i>Octopus vulgaris</i>	Whole - FAS	large	8,40	9,36 =	Morocco FOB, for Spanish market	Morocco			
		T1	9,50	10,58 -					
		T2	8,75	9,75 -					
		T3	8,25	9,19 -					
		T4	7,75	8,63 -					
Octopus/Poulpe/Pulpo <i>Octopus vulgaris</i>	Sushi slice 100% net weight	7 g/pc	15,80	17,50 +	Europe CFR	Indonesia			
		9	16,61	18,40 +					
	boiled cut 100% net weight			6,68	7,40 -				
		Flower type 90% net weight	1-2 kg/pc >2	7,13	7,90 +				
	Frozen in land, pots and glaciers, 1" and 2"		T1	7,67	8,50 +	Mauritania FOB	Mauritania		
			T2	8,13	9,00 =				
			T3	8,13	9,00 =				
			T4	7,49	8,30 =				
			T5	7,22	8,00 =				
			T6	7,67	8,50 =				
T7			7,22	8,00 =					
T8			6,77	7,50 =					
Frozen on board		T1	7,22	8,00 =					
		T2	7,67	8,50 =					
		T3	7,67	8,50 =					
		T4	7,04	7,80 =					
		T5	6,77	7,50 =					
		T6	7,22	8,00 =					
FAS		T7	7,22	8,00 =					
		T8	6,77	7,50 =					



Fish Species Trade Name	Product Form	Grading	Price per kg		Reference & Area	Origin	
			As stated	EUR USD			
CEPHALOPODS (cont.)						December 2019	
Octopus/Poulpe/Pulpo <i>Octopus vulgaris</i>	Fresh		8,00	8,91	Italy CPT	Croatia	
			3,33	3,71	FCA	France	
			10,85	12,08 =	CPT	Italy	
			7,90	8,80 =	FCA	Spain	
		extra	11,35	12,64	CPT	Croatia	
		small	7,45	8,30			
		10% glaze	T3	11,22	12,50 =	EXW	Morocco
			T4	10,92	12,16 =		
			T5	11,15	12,42 =		
			T6	8,29	9,23 =		
	T7	7,82	8,71 =				
	Fresh	11,00	12,25 =	France, wholesale	Europe		
	Frozen	11,00	12,25 =				
Octopus/Poulpe/Pulpo <i>Eledone moschata</i>	Fresh - whole	Mixed	4,92	5,48 =	Italy CPT	Croatia	
		Small	7,44	8,29 =			
		Medium	5,45	6,07 =			
		Extra	10,43	11,62 =			
	Frozen- whole	50-100 g/pc	4,57	5,06	CFR	Yemen	
		100-200	5,55	6,15			
		200-300	5,55	6,15			
		300-500	5,55	6,15			
		400-600	5,55	6,15			
		600- 1000	5,55	6,15			
500-1000	5,55	6,15					
1000- 2000	5,55	6,15					
Cuttlefish/Seiche/ Sepia <i>Sepia spp.</i>	Frozen at land- whole block	100-200 g/pc	4,42	4,90	Vietnam CIF		
		200-300	4,42	4,90			
		>300	4,42	4,90			
	FAS- whole block	200-300 g/pc	4,29	4,75			
		300-500	4,29	4,75			
		500-1000	4,29	4,75			
		1000- 2000	4,29	4,75			
Frozen- whole	200- 300 g/pc	4,29	4,75	Europe CIF			
	300- 500	4,29	4,75				
	500- 1000	4,29	4,75				
CRUSTACEANS						December 2019	
Whiteleg shrimp/ Crevette pattes blanches/Camarón patiblanco <i>Penaeus vannamei</i>	PD, chemical treatment 100% net weight treated with non-phosphate	31-40 pc/lb	8,40	9,30 -	Europe CFR	Indonesia	
		41-50	7,31	8,10 =			
		51-60	7,18	7,95 =			
		61-70	7,04	7,80 =			
		71-90	6,95	7,70 +			
		91-120	6,86	7,60 +			
		20- 30 pc/lb	7,86	8,70	Ecuador FOB	Ecuador	
		30- 40	6,09	6,75			
		40- 50	5,64	6,25			
		50- 60	5,33	5,90			
Argentine red shrimp/ /Camarón/langostin argentino <i>Pleoticus muelleri</i>	Head-on, shell-on	10-20 pc/kg	6,75	7,52 =	Spain EXW	Argentina	
		20-30	6,50	7,24 =			
		30-40	6,50	7,24 =			
		40-60	6,50	7,24 =			
Deep-water rose shrimp/ Crevette rose du large/ Gamba de altura/ <i>Parapenaeus longirostris</i>	Farmed, organic, cooked	20-30 pc/kg	26,00	28,96 =	France, wholesale	Madagascar	
		30-40	22,00	24,50 =			
	Farmed, cooked	40-50	16,50	18,38 =			
		40-50	15,50	17,26 =			
Norway lobster/ Langoustine/Cigala <i>Nephrops norvegicus</i>	Fresh - Whole, 4X1.5 kg	31-40	10,30	11,47	Spain DDP	Netherlands	
		41-50	8,52	9,49			
	Tails	40-60	13,35	14,87			
		Whole	00 pc/kg	17,25	19,21 =	Spain CIF	Scotland
		0	14,25	15,87 =			



Fish Species Trade Name	Product Form	Grading	Price per kg		Reference & Area	Origin	
			As stated	EUR USD			
CRUSTACEANS (cont.)							
						December 2019	
Norway lobster/ Langoustine/Cigala <i>Nephrops norvegicus</i>	Whole	1	9,25	10,30 =	Spain CIF	Scotland	
		2	5,25	5,85 =			
		3	4,75	5,29 =			
		4	4,40	4,90 =			
		5	4,15	4,62 =			
	Fresh - whole	4	26,25	29,24		Italy CPT	Netherlands
		10- 15	18,00	20,05			
		5-9 pc/kg	24,05	26,79			
		11-15	13,86	15,44			
		16-20	9,45	10,52			
Fresh - whole, headed	20-30	8,64	9,62	Denmark/ UK			
	31-40	5,61	6,25				
	41-50	5,81	6,47				
	6-9 pc/kg	23,04	25,66 =				
	11-15	13,60	15,15 =				
European lobster/ Homard européen/ Bogavante <i>Homarus gammarus</i>	Live - bulk	400-600 g/pc	35,00	38,98 =	France delivered to French vivier	Ireland	
		600-800	35,00	38,98 =			
	Fresh - whole	Large	27,50	30,63	Italy CPT	UK	
		small	29,49	32,84			
		400-600 g/pc	28,16	31,36 =			
		600-800	19,19	21,37			
		800-1000	29,00	32,30 =			
	Live	> 1kg	29,00	32,30 =	Mauritania FOB for European market	Mauritania	
			14,00	15,59			
	American lobster/ Homard américain/ Bogavante americano <i>Homarus americanus</i>	Live hard shell	> 3000g	16,95	18,88	Canada FOB for European mkt	Canada
450-550 g			16,19	18,03			
Live soft shell			15,07	16,78	USA		
			12,34	13,74			
Popsicle		< 450 g/pc (canner size)	CAN 24,73	19,66 17,65	Canada		
	> 450 (market size)	CAN 25,88	19,66 17,65				
American lobster/ Homard américain/ Bogavante americano <i>Homarus americanus</i>	Whole cooked netted lobster	< 450 g/pc (canner size)	CAN 19,50	14,81 13,30	Europe CIF	Canada	
		> 450 g/pc (market size)	CAN 22,50	17,09 15,35			
Caribbean spiny lobster/ Langouste blanche/ Langosta común del Caribe <i>Panulirus argus</i>	Tails	5-6 oz	14,22	15,75	Europe CIF	Nicaragua	
		7-9 oz	30,36	33,62			
		10-24 oz	28,37	31,42			
	Whole, raw		15,35	17,00			
Cooked		17,16	19,00				
Scalloped spiny lobster/ Langouste festonnée/ Langosta festoneada <i>Panulirus homarus</i>	Whole	100-200g	13,54	15,00	Taiwan CIF	Yemen	
		200-300	15,35	17,00			
		> 300	17,16	19,00			
	Whole, IWP	30-60 g/pc	14,45	16,00	Europe CIF		
		60-120	14,45	16,00			
	>120g	18,06	20,00				
Edible crab/Tourteau/ Buey de mar <i>Cancer pagurus</i>	Live, bulk	T2 (13-16 cm)	3,36	3,74 +	France Auction	France	
		500-700g/pc	8,00	9,00 =			
		>1 kg	7,70	8,66 =			
Spinous spider crab/ Araignée européenne/ Centolla europea/ <i>Maja squinado</i>	Fresh - female		5,30	5,96	Italy CPT	UK	
		male	4,50	5,06			
	female		4,24	4,77 =		France	
		male	4,68	5,27 =			
	Fresh-female	small	2,87	3,23			
male		2,87	3,23				



Fish Species Trade Name	Product Form	Grading	Price per kg		Reference & Area	Origin			
			As stated	EUR USD					
BIVALVES									
December 2019									
Oyster/Huitre/Ostra <i>Crassostrea gigas</i>	Live	No. 3	4.70	5.29 -	France prod. Price/ average export price	Ireland/France			
		60-100 g/pc	17.50	19.69	Spain CIF	Netherlands			
		Ostrea edulis	95-110 g/pc	17.65		19.86	Italy		
			>130	14.62	16.45	Netherlands			
Musel/Moule/Mejillón <i>Mytilus edulis</i> <i>Mytilus galloprovincialis</i>	Live - Bottom mussel	Bulk	2.10	2.36 =	France wholesale	France			
			1.80	2.03 =		Netherlands			
	Live - Rope	60-80 pc/kg	2.00	2.25 =	Italy CPT	Spain			
			1.92	2.16 =		Italy			
	Fresh - whole		2.15	2.42 =	FCA	Spain			
	Fresh - in skin		1.40	1.58 =	CPT				
Fresh		1.92	2.16 =	Chile					
<i>Mytilus chilensis</i>	IQF - shell-off, 7% glaze	200-300 pc/kg	3.20	3.60 +	CIF				
Razor shell/Couteau/ Navajas - <i>Solenidae</i>	Fresh	S	5.00	5.63	Spain CIF	Ireland			
		M	8.60	9.68					
		L	12.15	13.67					
	Live	10-12 cm/pc	3.80	4.28		Netherlands			
Great Atlantic scallop/ Coquille-St- Jacques/ Vieira <i>Pecten maximus</i>	Fresh whole shell, roe-on		4.70	5.29 +	France wholesale	France			
			4.50	5.06 +					
			30.00	33.76 +	Retail	Europe			
			28.00	31.51 =					
			27.50	30.95 =					
			34.07	38.34 -					
Fresh, whole shell, bulk, roe-on		6.05	6.81 -						
Fresh, whole shell, bulk, roe-off									
SALMON									
December 2019									
Atlantic salmon/ Saumon de l'Atlantique/ Salmón del Atlántico <i>Salmo salar</i>	Fresh - gutted, head-on	2-3 kg/pc	7.30	8.13 +	France wholesale	Norway			
			7.40	8.24 +					
			7.70	8.58 +					
			8.00	8.91 +					
			8.30	9.24 +					
		Superior quality	2-3 kg/pc	7.10			7.91 +		
				9.60			10.69 +		
				30.50			33.97 =	Scotland	
				11.40			12.70 +		
				30.00			33.41 =	Norway	
	Fresh - gutted, head-on	1-2 kg/pc	NOK 47.92	4.72 5.27 +	Norway FOB	Norway			
			NOK 54.30	5.35 5.97 +					
			NOK 59.14	5.83 6.50 +					
			NOK 62.01	6.11 6.82 +					
			NOK 65.31	6.43 7.18 +					
			NOK 69.90	6.89 7.68 +					
NOK 70.40			6.94 7.74 +						
NOK 72.14			7.11 7.93 +						
NOK 72.31			7.12 7.95 +						
Fresh			3-4 kg/pc	6.90			7.68	Spain CFR	Norway
	5.45	6.07 -							
	7.85	8.74							
	9.73	10.84							
	9.73	10.84							
Fresh - Whole - Superior	2-3 kg/pc	6.59	7.34 =	Italy DDP	Norway				
		7.23	8.05 =						
		7.51	8.36 =						
		7.92	8.82 =						
		7.75	8.63 =						
		7.49	8.34 =						
		7.49	8.34 =						
		7.53	8.39 =						
		guttet, head-on	4-5 kg/pc			5.45	6.07 -	Tunisia CFR	
			5-6			7.85	8.74		
IQF - salmon slices		9.73	10.84	Europe CFR					
Fresh - salmon cubes 8x8x8		9.73	10.84						



Fish Species Trade Name	Product Form	Grading	Price per kg		Reference & Area	Origin	
			As stated	EUR USD			
SALMON (cont.) December 2019							
Atlantic salmon/ Saumon de l'Atlantique/ Salmón del Atlántico <i>Salmo salar</i>	Fresh- Whole	3-4	7,01	7,81 =	Italy DDP	Norway	
		4-5	7,29	8,12 =			
		5-6	7,61	8,48 =			
	Fillet, cooked		5,09	5,67 =	FCA	Italy	
IQF portion, 10% glazing	100-150 g/pc	10,00	11,14 =	Denmark			
TROUT December 2019							
Rainbow trout/ Truite arc-en-ciel/ Trucha arco iris <i>Oncorhynchus mykiss</i>	Fresh	300-400 g/pc	4,00	4,45 =	Italy CPT	Italy	
		Gutted	150-300 g/pc	4,70			5,23 =
			300-500 g/pc	5,00			5,57 =
	Fresh- whole			5,70	6,35 =	France wholesale	France
		Fillet		9,20	10,25 =		
		Fillet, smoked		26,00	28,96 =		
		Whole, gutted, bulk		12,36	13,77 +		
FRESHWATER FISH December 2019							
Arctic char/omble-chevalier/ Trucha alpina <i>Salvelinus alpinus</i>	Fresh- whole		9,00	10,02 =	France wholesale	Europe	
Nile perch/Perche du Nil/Perca del Nilo <i>Lates niloticus</i>	Fillet - skinless	300-500 g/pc	4,97	5,50 =	EU CFR	Uganda	
		Interleaved, 100% net weight	500-1000	5,82			6,45 =
	Fresh whole	200-400 g/pc	2,56	2,85 =	Italy FCA	Tanzania	
		yellow	200-400 g/pc	3,68			4,10 =
		red	200-400 g/pc	2,63			2,93 =
	green	200-400 g/pc	3,64	4,05 =			
Fresh fillet	200-400 g/pc	5,27	5,87 =				
	400-700	3,63	4,04 =				
Pike perch/Sandre/ - Lucioperca <i>Sander lucioperca</i>	Fillet - skinless, PBI, IWP	500-1000 g/pc	5,82	6,45 =	Spain CFR	Europe	
		Fresh- whole	Average size	10,50			11,69 =
	Fillet		12,90	14,37 =	France wholesale	Europe	
	Fresh- whole	2-3 kg	5,50	6,13 =			
Nile Tilapia/Tilapia du Nil/Tilapia del Nilo <i>Oreochromis niloticus</i>	Fillet - skinless, IQF, PBO non-treated, 10% glaze	5-7 oz/pc	3,85	4,00 =	Spain CFR	China	
Pangasius <i>Pangasius hypophthalmus</i>	Fillet, thawed		4,30	4,79 =	Italy CIF	Viet Nam	
NON-TRADITIONAL SPECIES December 2019							
Sturgeon/Sturgeon/ Esturione <i>Acipenseridae</i>	Frozen - Whole	1,5-2 kg/pc	6,00	6,68 =	France CIF	France	
		Gutted	5-7 kg/pc	7,10			7,91 =
	Fillet	200-300 g/pc	14,00	15,59 =			
		800-1000	14,00	15,59 =			
<i>A. baeri</i>	Caviar (Aquitaine) metal boxes		9,80	10,91 =			
Ribbonfish <i>Trichiurus lepturus</i>	Whole, IWP	300-1500 g/pc	2,50	2,78 =	Europe CFR	Senegal	
		100-200 g/pc	3,25	3,60 =	Taiwan CIF	Yemen	
		200-300	3,70	4,10 =			
		300-500	3,70	4,10 =			
		500-700	3,70	4,10 =			
700-1000	3,70	4,10 =					
European eel/ Anguille d'Europe/ Anguilla europea <i>Anguilla anguilla</i>	Smoked	Medium	47,00	52,35 =	France wholesale	Europe	
Dusky grouper Mérou noir/Mero moreno <i>Epinephelus marginatus</i>	H&G	3-5 kg/pc	5,42	6,00 +	Europe CIF	Yemen	
		> 5	4,51	5,00 -			
	IWP, gutted	> 3 kg/pc	4,51	5,00 =	Italy CPT	Senegal	
	Fresh whole	10-20 kg/pc	10,70	11,92 =			
		1-2	13,00	14,48 =			
	2-4	13,55	15,09 =				
	> 20	10,70	11,92 =				
White grouper/ Merou blanc/Cherna de ley <i>Epinephelus aeneus</i>	Whole, gutted	3-5 kg/pc	5,87	6,50 =			
		5-10	4,97	5,50 =			
		> 10	4,97	5,50 =			
	Whole	1- 2 kg/pc	9,90	11,03 =			
		2- 4	9,90	11,03 =			
	4- 7	9,90	11,03 =				



Fish Species Trade Name	Product Form	Grading	Price per kg		Reference & Area	Origin	
			As stated	EUR USD			
NON-TRADITIONAL SPECIES (cont.)						December 2019	
Crimson jobfish <i>Colas fil/Panchito hebra,</i> <i>Pristipomoides filamentosus</i>	Whole, gutted	2- 3 kg/pc 3- 5 5- 10	3.02 3.12 3.12	3.35 = 3.45 3.45	Europe CIF	Yemen	
Spangled emperor/ <i>Empereur moris/</i> Emperador relámpago <i>Lethrinus nebulosus</i>	Whole, gutted IQF, H&G	3-5 kg/pc > 5 3-5 > 5	2.65 2.65 4.06 4.06	2.93 2.93 4.50 4.50			
Common dolphinfish (Mahi Mahi)/Coryphène <i>commune/ Lampuga</i> <i>Coryphaena hippurus</i>	Whole, gutted	2-3 kg/pc 3- 5 5- 10	2.75 2.75 2.75	3.05 3.05 3.05			
SEABASS/SEABREAM/ MEAGRE						December 2019	
Seabass/Bar, Loup/Lubina <i>Dicentrarchus labrax</i>	Fresh - whole farmed	200-300 g/pc	3.00	3.34 =	Greece FOB	Greece	
		300-450	3.40	3.79 =			
		450-600	3.70	4.12 =			
		600-800	4.90	5.46 =			
		800-1000	6.00	6.68 =			
		> 1000	8.00	8.91 =			
		200-300 g/pc	3.20	3.56 =			Italy CIF
		300-450	3.60	4.01 =			
		450-600	3.90	4.34 =			
		600-800	5.10	5.68 =			
	800-1000	6.20	6.91 =				
	> 1000	8.20	9.13 =				
	Fresh - whole farmed	200-300 g/pc	3.25	3.62 =	France CIF		
		300-450	3.65	4.07 =			
		450-600	3.95	4.40 =			
		600-800	5.15	5.74 =			
		800-1000	6.25	6.96 =			
		> 1000	8.25	9.19 =			
		200-300 g/pc	3.24	3.61 =	Spain CIF		
		300-450	3.64	4.05 =			
450-600		3.94	4.39 =				
600-800		5.14	5.72 =				
800-1000	6.24	6.95 =					
> 1000	8.24	9.18 =					
200-300 g/pc	3.27	3.64 =	Germany CIF				
300-450	3.67	4.09 =					
450-600	3.97	4.42 =					
600-800	5.17	5.76 =					
800-1000	6.27	6.98 =					
> 1000	8.27	9.21 =					
200-300 g/pc	3.25	3.62 =	Portugal CIF				
300-450	3.65	4.07 =					
450-600	3.95	4.40 =					
600-800	5.15	5.74 =					
800-1000	6.25	6.96 =					
> 1000	8.25	9.19 =					
200-300 g/pc	3.43	3.82 =	UK CIF				
300-450	3.83	4.27 =					
450-600	4.13	4.60 =					
600-800	5.33	5.94 =					
800-1000	6.43	7.16 =					
> 1000	8.43	9.39 =					
200-300 g/pc	2.84	3.16 =	Italy FCA	Greece			
300-450	3.43	3.82 =					
450-600	3.44	3.83 =					
600-800	4.82	5.37 =					
800-1000	6.11	6.80 =					
1000-1500	7.92	8.82 =					
1500- 2000	9.34	10.40 =					
> 2000	12.57	14.00 =					



Fish Species Trade Name	Product Form	Grading	Price per kg		Reference & Area	Origin	
			As stated	EUR USD			
SEABASS/SEABREAM/ MEAGRE (cont.)						December 2019	
Seabass/Bar, Loup/Lubina <i>Dicentrarchus labrax</i>	Fresh - whole farmed	200-300 g/pc	4,50	5.01	Spain CIF	Canary Island (Spain)	
		300-400	4,50	5.01			
		400-600	4,00	4.45			
		600-800	4,30	4.79			
		800-1000	5,50	6.13			
		1000-1500	9,12	10.16			
	Wild	1500-20000	12,50	13.92	France		
		1000-2000 g/pc	10,80	12.03			
		2000-3000	11,80	13.14			
	Fresh - whole - wild Mediterranean	600-800	9,00	10.02 =	Italy CPT	Egypt	
		800-1000	9,00	10.02 =			
		1000-2000	10,21	11.37 =			
Farmed - Orbetello		> 2000	9,68	10.78 =	FCA	Italy	
		Large	10,70	11.92 =			
		Medium	9,70	10.80 =			
Gilthead seabream/ Dorade royale/Dorada <i>Sparus aurata</i>	Fresh - whole farmed	Small	7,60	8.46	Greece FOB	Greece	
		200-300 g/pc	4,00	4.45 +			
		300-450	4,30	4.79 +			
		450-600	4,50	5.01 =			
		600-800	5,30	5.90 =			
		800-1000	6,50	7.24 =			
		> 1000	8,50	9.47 =			
		Italy CIF	200-300 g/pc	4,20			4.68 +
			300-450	4,50			5.01 +
			450-600	4,70			5.23 =
			600-800	5,50			6.13 =
			800-1000	6,70			7.46 =
	> 1000		8,70	9.69 =			
	France CIF	200-300 g/pc	4,25	4.73 +			
		300-450	4,55	5.07 +			
		450-600	4,75	5.29 =			
		600-800	5,55	6.18 =			
		800-1000	6,75	7.52 =			
		> 1000	8,75	9.75 =			
	Spain CIF	200-300 g/pc	4,24	4.72 +			
		300-450	4,54	5.06 +			
		450-600	4,74	5.28 =			
		600-800	5,54	6.17 =			
		800-1000	6,74	7.51 =			
> 1000		8,74	9.73 =				
Gilthead seabream/ Dorade royale/Dorada <i>Sparus aurata</i>	Fresh - whole farmed	200-300 g/pc	4,27	4.76 +	Germany CIF	Greece	
		300-450	4,57	5.09 +			
		450-600	4,77	5.31 =			
		600-800	5,57	6.20 =			
		800-1000	6,77	7.54 =			
		> 1000	8,77	9.77 =			
	Portugal CIF	200-300 g/pc	4,25	4.73 +			
		300-450	4,55	5.07 +			
		450-600	4,75	5.29 =			
		600-800	5,55	6.18 =			
		800-1000	6,75	7.52 =			
		> 1000	8,75	9.75 =			
UK CIF	200-300 g/pc	4,43	4.93 +				
	300-450	4,73	5.27 +				
	450-600	4,93	5.49 =				
	600-800	5,73	6.38 =				
	800-1000	6,93	7.72 =				
	> 1000	8,93	9.95 =				



Fish Species Trade Name	Product Form	Grading	Price per kg		Reference & Area	Origin
			As stated	EUR USD		
SEABASS/SEABREAM/ MEAGRE (cont.)						December 2019
Gilthead seabream/ Dorade royale/Dorada <i>Sparus aurata</i>	wild	600-800 g/pc	16,31	18.17 =	Italy FCA	Morocco
		800-1000	18,47	20.57 =		
		1000-2000	19,41	21.62 =		
		> 2000	18,51	20.62 =		
	farmed	200-300 g/pc	3,97	4.42 =	CPT	Greece
		300-400	4,12	4.59 =		
		400-600	4,14	4.61 =		
	wild	400-600 g/pc	10,33	11.50 =	CPT	Egypt
		600-800	10,00	11.14 =		
		800-1000	10,00	11.14 =		
		1000-2000	12,00	13.36 =		
	farmed Orbetello	Large	10,70	11.92 =	FCA	Italy
Medium		9,70	10.80 =			
1-2 kg/pc		12,40	13.81 =			
Wild	600-800 g/pc	16,35	18.21 =	CPT	Morocco	
	1000-2000	16,35	18.21 =			
	2000-3000	16,45	18.32 =			
White seabream/Sar/Sargo <i>Diplodus sargus</i>	Fresh farmed	300-500 g/pc	6,20	6.91 =	Italy CPT	Senegal
			7,15	7.96 =		Spain
Japanese threadfin bream/ Cohana japonaise/ Baga japonesa <i>Nemipterus japonicus</i>	Whole	100-200 g/pc	1.76	1.95	Vietnam CIF	Yemen
		200- 300	2.03	2.25		
		300- 500	2.03	2.25		
	Whole, frozen at sea, block	100- 200 g/pc	2.49	2.76	USA CIF	
		> 200	2.85	3.16		
Santer seabream/ Denté nufar/Dentón nufar <i>Cheimerius nufar</i>		500-1000 g/pc	6,96	7.75	Italy CPT	Oman
		1000-2000	6,96	7.75		
Meagre/Maigre commun/Corvina <i>Argyrosomus regius</i>	Fresh - Whole farmed	500-1000 g/pc	5,85	6.52 =	Italy FCA	Greece
		1000-2000	5,18	5.77 =		
		> 2000	6,19	6.89 =		
		> 3000	6,58	7.33 =		
		> 2000 g/pc	7,57	8.43 =		
	wild	600-800 g/pc	6,30	7.02 =	CPT	Egypt
		800-1000	5,50	6.13 =		
		1000-2000	5,62	6.26 =		
		2000-4000	5,60	6.24 =		
		Fresh- whole, wild	> 1000 g/pc	10,00		



The European Fish Price Report is a monthly GLOBEFISH publication. This issue was prepared by Helga Josupeit, Nada Bougouss, Felix Dent, and Alessia Capasso.

PRICE REFERENCE (INCOTERMS 2010)

CFR	Cost and Freight
CIF	Cost, Insurance and Freight
CIP	Carriage and Insurance Paid To
CPT	Carriage Paid To
DAT	Delivered at Terminal
DAP	Delivered at Place
DDP	Delivered Duty Paid
EXW	Ex Works
FCA	Free Carrier
FAS	Free Alongside Ship
FOB	Free on Board

PRODUCT FORM

C&P	Cooked and Peeled
FAS	Frozen at Sea
H&G	Headed and Gutted
HOG	Head on Gutted (salmon)
IQF	Individually Quick Frozen
IWP	Individually Wrapped Pack
PBI	Pinbone In
PBO	Pinbone Off
PD	Peeled and Deveined
PTO	Peeled Tail On
PUD	Peeled, Undeveined

CURRENCY RATES

		US\$	EUR
Canada	CAD	1.32	1.47
Hungary	HUF	296.35	330.74
Norway	NOK	9.10	10.15
USA	USD		1.11
EU	EUR	0.90	
Denmark	DKK	6.71	7.47
Russia	RUR	63.23	70.39

Exchange Rates 12.12.2019

SYMBOLS

- + Price increased in original currency since last report
- Price decreased in original currency since last report
- = Updated but unchanged price
- * New insertion
- Not updated since last issue

**GLOBEFISH Market Reports are available from the GLOBEFISH web site:
www.fao.org/in-action/globefish**



**Food and Agriculture
Organization of the
United Nations**

Food and Agriculture Organization of the United Nations
Fisheries and Aquaculture Policy and Resources Division
Products, Trade and Marketing Branch
Viale delle Terme di Caracalla
00153 Rome, Italy
Tel +39 06 5705 2884
www.fao.org/in-action/globefish
🐦 @FAOfish #FAOglobefish

