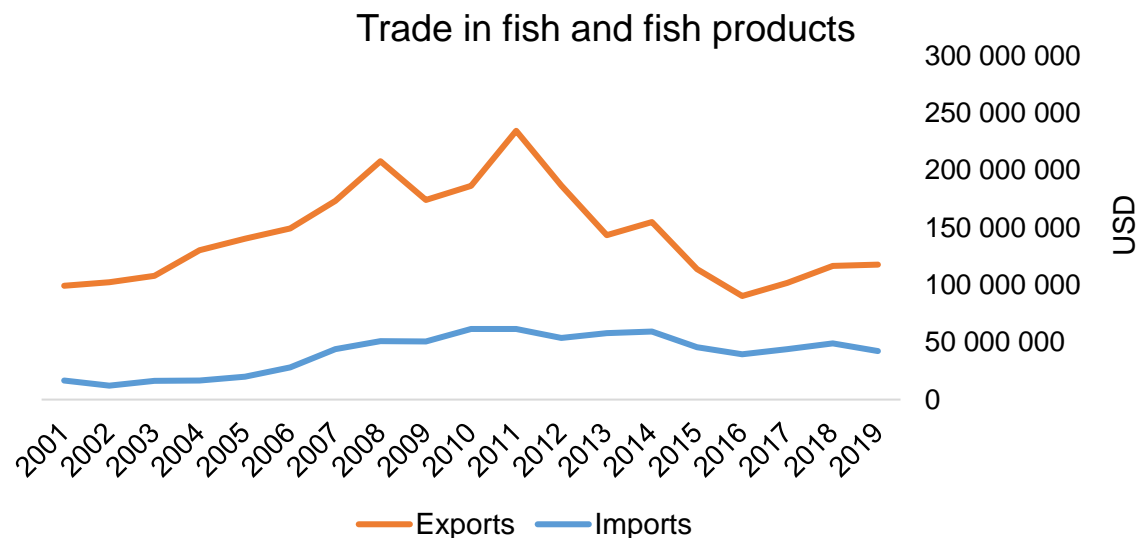




COUNTRY BRIEF

Population	Ease of doing business rank
3 519 000	97th
Length of coastline	Exclusive economic zone
1 096 km	110 500 km ²
Average GDP growth	GDP per capita
10.45%	USD 17 688



GDP from fisheries

0.10%

Fish available for consumption

9.2 kg/capita

Imports of fish and fish products - 2019

USD 42 464 620

Agricultural GDP from fisheries

1.49%

Fisheries and aquaculture production

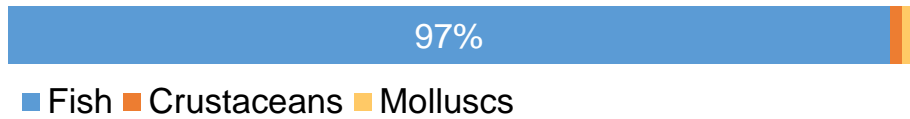
Total	68 128 tonnes
Fisheries	100%
Aquaculture	0%

Exports of fish and fish products - 2019

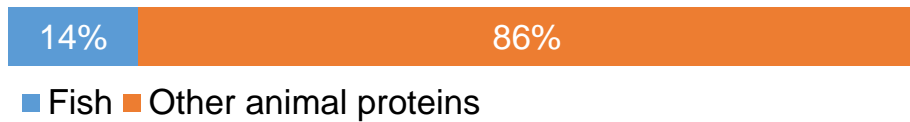

USD 117 724 620

Production and Trade Breakdown

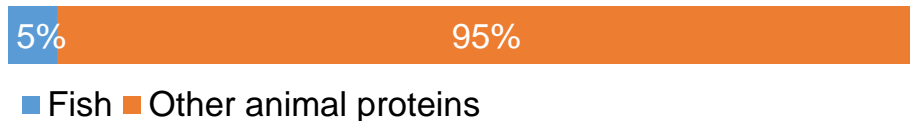
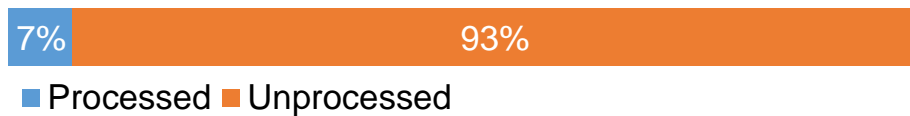
Production by volume



Imports by value



Exports by value



Production - Top 10 Species (Volume)

		Tonnes
1 st	Whitemouth croaker	23 145
2 nd	Argentine hake	14 566
3 rd	Striped weakfish	6 139
4 th	Streaked prochilod	5 950
5 th	Blackbelly rosefish	2 813
6 th	Argentine menhaden	2 280
7 th	Patagonian grenadier	1 835
8 th	King weakfish	1 547
9 th	Marine fishes nei	1 233
10 th	Freshwater fishes nei	1 026

Imports - Top 10 Products (Value)

			USD
1 st	Tunas, skipjack, bonito	prepared or preserved; whole or in pieces HS 1604.14	8 663 810
2 nd	Fish, other than species in 1604	prepared or preserved; whole or in pieces HS 1604.19	6 982 380
3 rd	Pacific, Atlantic, Danube salmon	fresh or chilled fillets HS 0304.41	5 405 210
4 th	Dogfish, other sharks	frozen; excluding fillets, livers and roes HS 0303.81	3 359 570
5 th	Shrimps, prawns	frozen HS 0306.17	2 685 760
6 th	Fish	prepared or preserved HS 1604.20	2 587 530
7 th	Catfish	frozen fillets HS 0304.62	1 759 250
8 th	Fish	fresh or chilled fillets HS 0304.44	1 618 040
9 th	Hake	frozen fillets HS 0304.74	1 184 110
10 th	Squid, cuttlefish	frozen HS 0307.43	1 091 540

Exports - Top 10 Products (Value)


			USD
1 st	Fish, other than species in 0303	frozen; excluding fillets, livers and roes HS 0303.89	64 227 990
2 nd	Hake	frozen; excluding fillets, livers and roes HS 0303.66	16 613 860
3 rd	Toothfish	frozen; excluding fillets, livers and roes HS 0303.83	11 711 130
4 th	Dogfish, other sharks	frozen; excluding fillets, livers and roes HS 0303.81	6 582 960
5 th	Crabs	frozen HS 0306.14	4 404 450
6 th	Caviar	prepared from fish eggs HS 1604.31	3 132 430
7 th	Squid, cuttlefish	frozen HS 0307.43	3 030 910
8 th	Dogfish, other sharks, rays, skates	frozen fillets HS 0304.88	2 728 770
9 th	Fish	fresh or chilled; excluding fillets, livers and roes HS 0302.59	2 397 320
10 th	Fish	prepared or preserved HS 1604.20	792 520

Established in 1984, GLOBEFISH is a multi-donor funded project in the Fisheries Division of the Food and Agriculture Organization of the United Nations (FAO), responsible for providing up-to-date market and trade information on fish and fish products.

[Visit our website](#)

[Subscribe to our newsletter](#) or [email us](#)

Recent Publications



[Globefish Highlights](#)

Our flagship publication, focused on prices and analysis of market trends covering a variety of major commodities. Released quarterly.



[Chinese Fish Price Report](#)

Comprehensive coverage of Chinese price trends, market information for commercially significant species, along with industry news and policy updates. Released quarterly.



[European Price Report](#)

Market and price analysis for fish and fish products in the European market. Released monthly.



This is the second edition of the GLOBEFISH Market Profiles produced for this country, and was made at the beginning of 2022.

These profiles are based on nationally reported data or information published by international agencies. As the profile is intended to reflect the most up to date information available, reporting years may vary between sections and commodities.

The designations employed and the presentation of material in this information product do not imply the expression of any opinion whatsoever on the part of FAO concerning the legal or constitutional status of any country, territory or sea area, or the delimitation of frontiers or boundaries.

The data herein presented is compiled by FAO staff at the time of its production, "as is" and "as available", and every effort is made to ensure, but not guarantee, their timeliness, accuracy and completeness. FAO assumes no responsibility for errors and omissions in the data provided. Users are, however, kindly asked to report any errors or deficiencies in this product to FAO GLOBEFISH (globefish@fao.org).

Please note

Re-exports and re-imports are not included.

The term N/A has been used to indicate that information was not found in the indicated sources. The classification of fish and fish products as either processed or unprocessed is very broad, and is intended for indicative purposes only.

[HS codes for fish and fish products](#)

International trade codes for fish and fish products in a user friendly format.



Sources and time periods:

-Fishing and aquaculture production (2019):
FAO's [Global Fishery and Aquaculture Production Statistics](#)

-Fish available for consumption (2017):
FAO's [Fishery and Aquaculture Statistics 2019](#)

-Population (2019), GDP Growth (2015-2019), GDP per Capita (2019):
IMF's [World Economic Outlook Databases](#)

-Imports, Exports and Share of Trade (2000-2019):
FAO's [Global Fishery and Aquaculture Commodities Statistics](#)

-GDP, GDP from fisheries, GDP from agriculture (2019):
World Bank's [World Development Indicators](#),
OECD's [National Accounts Statistics](#) or
UNSD's [National Accounts](#)

-Ease of doing business (2019):
World Bank's [Ease of Doing Business](#) ranking

-Length of Coastline, Exclusive Economic Zone, Exclusive Fishing Zone (2003):
UNEP's [Global Environment Outlook](#)

[GLOBEFISH](#)

Explore more market information on the GLOBEFISH website



[GLOBEFISH on ISSUU](#)

Read GLOBEFISH publications on ISSUU

