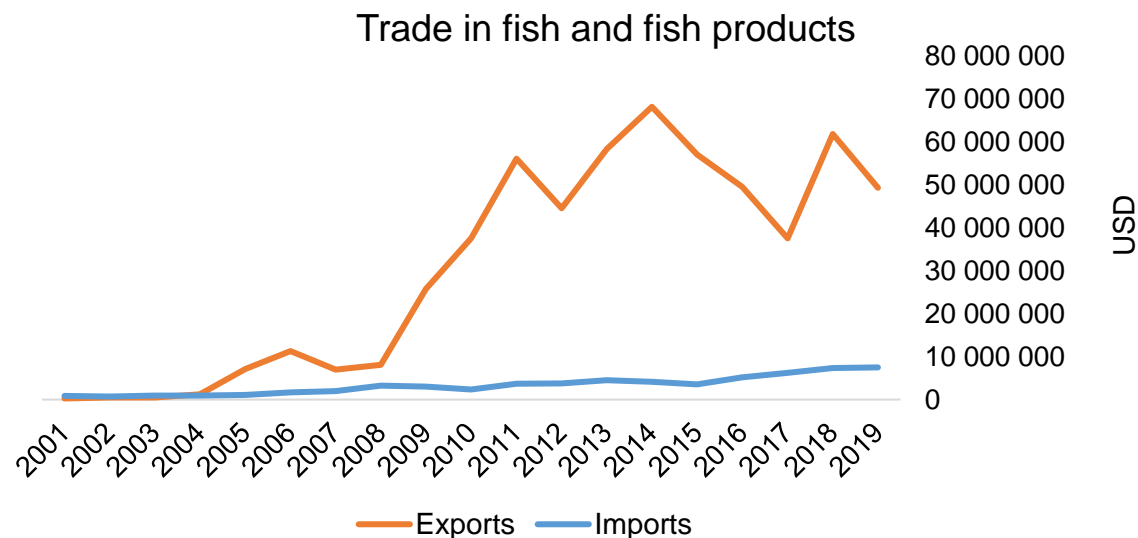




## COUNTRY BRIEF

Population	Ease of doing business rank
550 000	139th
Length of coastline	Exclusive economic zone
1 121 km	742 438 km <sup>2</sup>
Average GDP growth	GDP per capita
5.32%	USD 3 604



GDP from fisheries

0.62%

Fish available for consumption

11.2 kg/capita

Imports of fish and fish products - 2019

USD 7 495 400

Agricultural GDP from fisheries

13.46%

Fisheries and aquaculture production

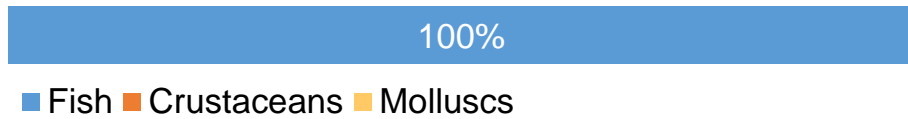
Total	17 094 tonnes
Fisheries	100%
Aquaculture	0%

Exports of fish and fish products - 2019


USD 49 291 850

## Production and Trade Breakdown

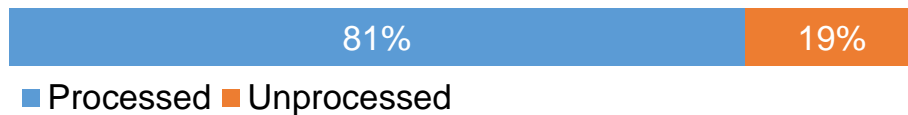
### Production by volume



### Imports by value



### Exports by value



## Production - Top 10 Species (Volume)

Rank	Species	Volume (Tonnes)
1 <sup>st</sup>	Skipjack tuna	5 785
2 <sup>nd</sup>	Yellowfin tuna	3 699
3 <sup>rd</sup>	Frigate tuna	2 236
4 <sup>th</sup>	Pelagic percomorphs nei	2 098
5 <sup>th</sup>	Demersal percomorphs nei	1 715
6 <sup>th</sup>	Bigeye tuna	880
7 <sup>th</sup>	Marine fishes nei	295
8 <sup>th</sup>	Wahoo	293
9 <sup>th</sup>	Little tunny (Atl.black skipj)	59
10 <sup>th</sup>	Marine molluscs nei	13

## Imports - Top 10 Products (Value)

			USD
1 <sup>st</sup>	Shrimps, prawns	frozen HS 0306.17	1 351 180
2 <sup>nd</sup>	Fish, other than species in 0304	frozen fillets HS 0304.89	824 160
3 <sup>rd</sup>	Pacific, Atlantic, Danube salmon	frozen fillets HS 0304.81	714 300
4 <sup>th</sup>	Pacific, Atlantic, Danube salmon	smoked, including fillets HS 0305.41	528 620
5 <sup>th</sup>	Octopus	dried, smoked, salted or in brine HS 0307.59	375 140
6 <sup>th</sup>	Hake	frozen fillets HS 0304.74	320 330
7 <sup>th</sup>	Squid, cuttlefish	dried, smoked, salted or in brine HS 0307.49	279 240
8 <sup>th</sup>	Tunas, skipjack, stripe-bellied bonito	frozen fillets HS 0304.87	251 150
9 <sup>th</sup>	Octopus	frozen HS 0307.52	210 110
10 <sup>th</sup>	Cod	dried, whether or not salted; not smoked HS 0305.51	191 600

## Exports - Top 10 Products (Value)

			USD
1 <sup>st</sup>	Mackerel	prepared or preserved; whole or in pieces HS 1604.15	13 823 500
2 <sup>nd</sup>	Fish, other than species in 1604	prepared or preserved; whole or in pieces HS 1604.19	12 445 430
3 <sup>rd</sup>	Tunas, skipjack, bonito	prepared or preserved; whole or in pieces HS 1604.14	10 898 170
4 <sup>th</sup>	Tunas	frozen; excluding fillets, livers and roes HS 0303.49	9 111 740
5 <sup>th</sup>	Flours, meals, pellets. Unfit for human consumption	from fish or aquatic invertebrates HS 2301.20	1 747 420
6 <sup>th</sup>	Squid, cuttlefish	dried, smoked, salted or in brine HS 0307.49	360 360
7 <sup>th</sup>	Tunas, skipjack, stripe-bellied bonito	frozen fillets HS 0304.87	222 850
8 <sup>th</sup>	Bigeye tunas	frozen; excluding fillets, livers and roes HS 0303.44	218 190
9 <sup>th</sup>	Fish fats or oils and fractions thereof	not chemically modified or from fish-livers HS 1504.20	199 510
10 <sup>th</sup>	Anchovies	prepared or preserved; whole or in pieces HS 1604.16	158 100

Established in 1984, GLOBEFISH is a multi-donor funded project in the Fisheries Division of the Food and Agriculture Organization of the United Nations (FAO), responsible for providing up-to-date market and trade information on fish and fish products.

[Visit our website](#)

[Subscribe to our newsletter](#) or [email us](#)

## Recent Publications



### [Globefish Highlights](#)

Our flagship publication, focused on prices and analysis of market trends covering a variety of major commodities. Released quarterly.



### [Chinese Fish Price Report](#)

Comprehensive coverage of Chinese price trends, market information for commercially significant species, along with industry news and policy updates. Released quarterly.



### [European Price Report](#)

Market and price analysis for fish and fish products in the European market. Released monthly.



This is the second edition of the GLOBEFISH Market Profiles produced for this country, and was made at the beginning of 2022.

These profiles are based on nationally reported data or information published by international agencies. As the profile is intended to reflect the most up to date information available, reporting years may vary between sections and commodities.

The designations employed and the presentation of material in this information product do not imply the expression of any opinion whatsoever on the part of FAO concerning the legal or constitutional status of any country, territory or sea area, or the delimitation of frontiers or boundaries.

The data herein presented is compiled by FAO staff at the time of its production, "as is" and "as available", and every effort is made to ensure, but not guarantee, their timeliness, accuracy and completeness. FAO assumes no responsibility for errors and omissions in the data provided. Users are, however, kindly asked to report any errors or deficiencies in this product to FAO GLOBEFISH ([globefish@fao.org](mailto:globefish@fao.org)).

### **Please note**

Re-exports and re-imports are not included.

The term N/A has been used to indicate that information was not found in the indicated sources. The classification of fish and fish products as either processed or unprocessed is very broad, and is intended for indicative purposes only.

### [HS codes for fish and fish products](#)

International trade codes for fish and fish products in a user friendly format.



Sources and time periods:

-Fishing and aquaculture production (2019):  
FAO's [Global Fishery and Aquaculture Production Statistics](#)

-Fish available for consumption (2017):  
FAO's [Fishery and Aquaculture Statistics 2019](#)

-Population (2019), GDP Growth (2015-2019), GDP per Capita (2019):  
IMF's [World Economic Outlook Databases](#)

-Imports, Exports and Share of Trade (2000-2019):  
FAO's [Global Fishery and Aquaculture Commodities Statistics](#)

-GDP, GDP from fisheries, GDP from agriculture (2019):  
World Bank's [World Development Indicators](#),  
OECD's [National Accounts Statistics](#) or  
UNSD's [National Accounts](#)

-Ease of doing business (2019):  
World Bank's [Ease of Doing Business](#) ranking

-Length of Coastline, Exclusive Economic Zone, Exclusive Fishing Zone (2003):  
UNEP's [Global Environment Outlook](#)

### [GLOBEFISH](#)

Explore more market information on the GLOBEFISH website



### [GLOBEFISH on ISSUU](#)

Read GLOBEFISH publications on ISSUU

