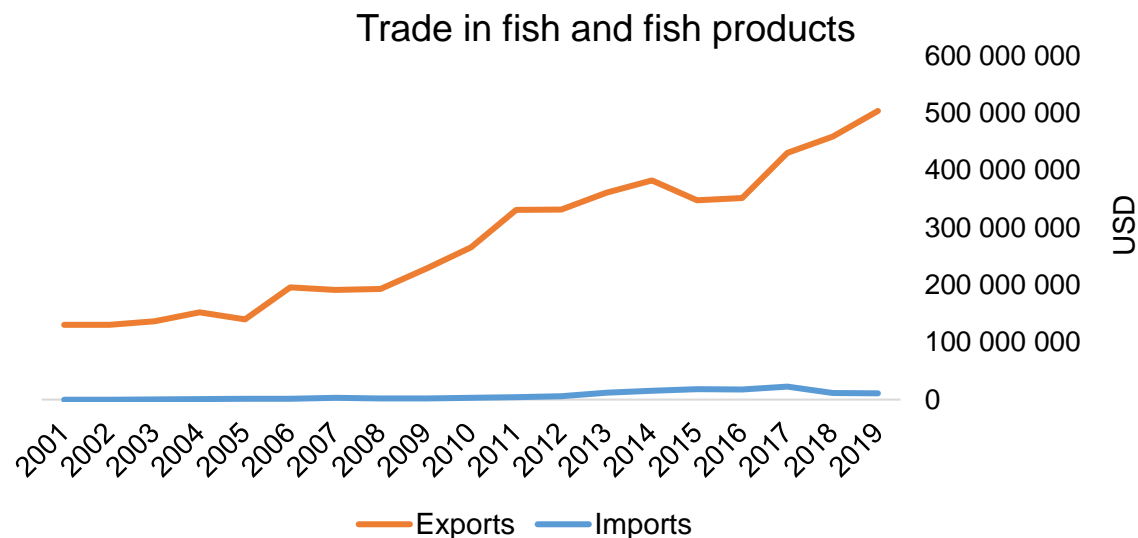




COUNTRY BRIEF

Population	Ease of doing business rank
204 729 000	128th
Length of coastline	Exclusive economic zone
2 599 km	201 520 km ²
Average GDP growth	GDP per capita
8.47%	USD 1 169



GDP from fisheries

0.42%

Fish available for consumption

1.7 kg/capita

Imports of fish and fish products - 2019

USD 11 110 460

Agricultural GDP from fisheries

1.90%

Fisheries and aquaculture production

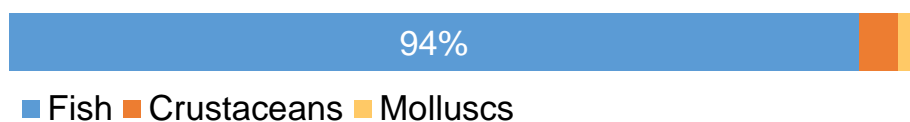
Total	649 251 tonnes
Fisheries	75%
Aquaculture	25%

Exports of fish and fish products - 2019

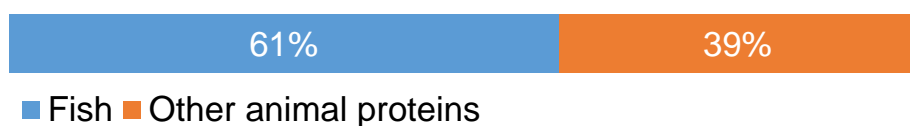
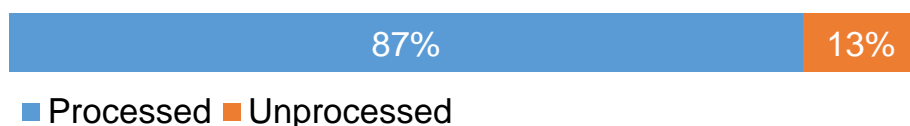
USD 503 946 810

Production and Trade Breakdown

Production by volume



Imports by value



Exports by value



Production - Top 10 Species (Volume)

		Tonnes
1 st	Freshwater fishes nei	147 207
2 nd	Roho labeo	46 233
3 rd	Indian oil sardine	39 588
4 th	Indian mackerel	35 989
5 th	Clupeoids nei	33 842
6 th	Mrigal carp	29 142
7 th	Silver carp	26 444
8 th	Grass carp (White amur)	26 444
9 th	Catla	25 632
10 th	Croakers, drums nei	16 138

Imports - Top 10 Products (Value)

			USD
1 st	Catfish	frozen fillets	4 316 660
		HS 0304.62	
2 nd	Tilapias, catfish, carp, eels, Nile perch, snakeheads	fresh or chilled meat; excluding fillets, livers and roes	4 248 740
		HS 0304.51	
3 rd	Sea cucumbers	prepared or preserved	463 270
		HS 1605.61	
4 th	Fish, other than species in 1604	prepared or preserved; whole or in pieces	404 840
		HS 1604.19	
5 th	Squid, cuttlefish	frozen	364 670
		HS 0307.43	
6 th	Freshwater ornamental fish	live	351 610
		HS 0301.11	
7 th	Atlantic, Danube salmon	fresh or chilled; excluding fillets, livers and roes	266 710
		HS 0302.14	
8 th	Fish	live	144 080
		HS 0301.99	
9 th	Fish	prepared or preserved	95 100
		HS 1604.20	
10 th	Fish	fresh or chilled; excluding fillets, livers and roes	68 790
		HS 0302.59	

Exports - Top 10 Products (Value)


			USD
1 st	Flat fish	frozen; excluding fillets, livers and roes	172 442 410
		HS 0303.39	
2 nd	Pacific salmon	frozen; excluding fillets, livers and roes	100 199 340
		HS 0303.12	
3 rd	Shrimps, prawns	frozen	72 561 940
		HS 0306.17	
4 th	Salmonidae	frozen; excluding fillets, livers and roes	35 171 160
		HS 0303.19	
5 th	Flours, meals, pellets. Unfit for human consumption	from fish or aquatic invertebrates	27 770 360
		HS 2301.20	
6 th	Crabs	frozen	23 295 100
		HS 0306.14	
7 th	Fish, other than species in 0304	frozen meat; excluding fillets, livers and roes	20 354 910
		HS 0304.99	
8 th	Mackerel	frozen; excluding fillets, livers and roes	12 870 650
		HS 0303.54	
9 th	Tunas	frozen; excluding fillets, livers and roes	7 968 770
		HS 0303.49	
10 th	Fish, other than species in 0305.3	dried, salted or in brine; not smoked	4 994 690
		HS 0305.39	

Established in 1984, GLOBEFISH is a multi-donor funded project in the Fisheries Division of the Food and Agriculture Organization of the United Nations (FAO), responsible for providing up-to-date market and trade information on fish and fish products.

[Visit our website](#)

[Subscribe to our newsletter](#) or [email us](#)

Recent Publications



[Globefish Highlights](#)

Our flagship publication, focused on prices and analysis of market trends covering a variety of major commodities. Released quarterly.



[Chinese Fish Price Report](#)

Comprehensive coverage of Chinese price trends, market information for commercially significant species, along with industry news and policy updates. Released quarterly.



[European Price Report](#)

Market and price analysis for fish and fish products in the European market. Released monthly.



This is the second edition of the GLOBEFISH Market Profiles produced for this country, and was made at the beginning of 2022.

These profiles are based on nationally reported data or information published by international agencies. As the profile is intended to reflect the most up to date information available, reporting years may vary between sections and commodities.

The designations employed and the presentation of material in this information product do not imply the expression of any opinion whatsoever on the part of FAO concerning the legal or constitutional status of any country, territory or sea area, or the delimitation of frontiers or boundaries.

The data herein presented is compiled by FAO staff at the time of its production, "as is" and "as available", and every effort is made to ensure, but not guarantee, their timeliness, accuracy and completeness. FAO assumes no responsibility for errors and omissions in the data provided. Users are, however, kindly asked to report any errors or deficiencies in this product to FAO GLOBEFISH (globefish@fao.org).

Please note

Re-exports and re-imports are not included.

The term N/A has been used to indicate that information was not found in the indicated sources. The classification of fish and fish products as either processed or unprocessed is very broad, and is intended for indicative purposes only.

[HS codes for fish and fish products](#)

International trade codes for fish and fish products in a user friendly format.



Sources and time periods:

-Fishing and aquaculture production (2019):
FAO's [Global Fishery and Aquaculture Production Statistics](#)

-Fish available for consumption (2017):
FAO's [Fishery and Aquaculture Statistics 2019](#)

-Population (2019), GDP Growth (2015-2019), GDP per Capita (2019):
IMF's [World Economic Outlook Databases](#)

-Imports, Exports and Share of Trade (2000-2019):
FAO's [Global Fishery and Aquaculture Commodities Statistics](#)

-GDP, GDP from fisheries, GDP from agriculture (2019):
World Bank's [World Development Indicators](#),
OECD's [National Accounts Statistics](#) or
UNSD's [National Accounts](#)

-Ease of doing business (2019):
World Bank's [Ease of Doing Business](#) ranking

-Length of Coastline, Exclusive Economic Zone, Exclusive Fishing Zone (2003):
UNEP's [Global Environment Outlook](#)

[GLOBEFISH](#)

Explore more market information on the GLOBEFISH website



[GLOBEFISH on ISSUU](#)

Read GLOBEFISH publications on ISSUU

