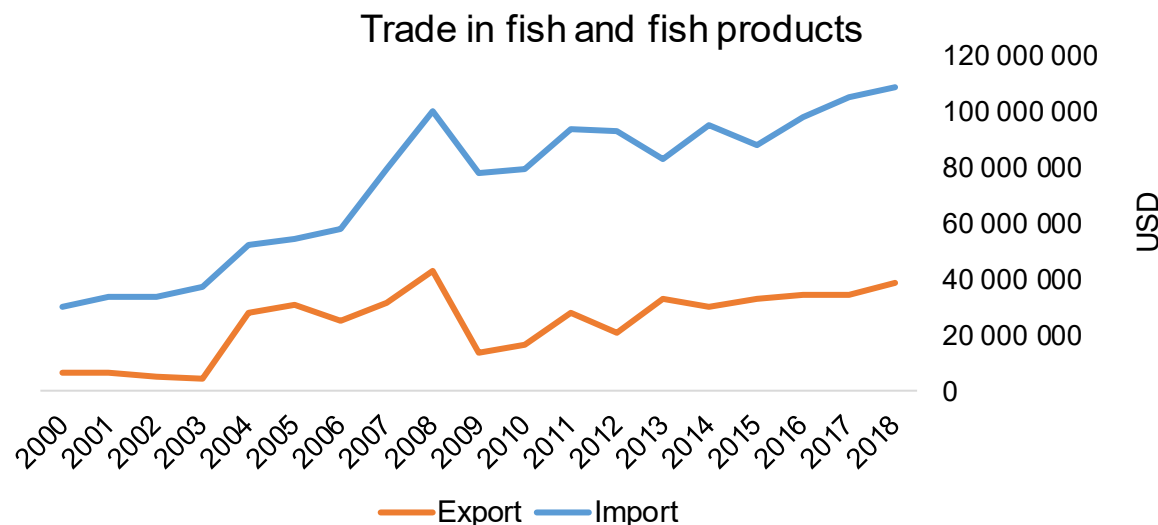




## COUNTRY BRIEF

|                     |                             |
|---------------------|-----------------------------|
| Population          | Ease of doing business rank |
| 1 179 680           | 60th                        |
| Length of coastline | Exclusive fishing zone      |
| 671 km              | 13 679 km <sup>2</sup>      |
| Average GDP growth  | GDP per capita              |
| 5.34%               | USD 28 968                  |



GDP from fisheries

0.15%

Fish available for consumption

25.0 kg/capita

Imports of fish and fish products - 2018

USD 108 762 000

Agricultural GDP from fisheries

7.36%

Fisheries and aquaculture production

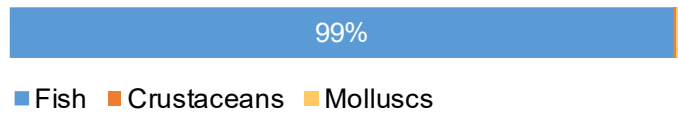
|             |              |
|-------------|--------------|
| Total       | 8 837 tonnes |
| Fisheries   | 17%          |
| Aquaculture | 83%          |

Exports of fish and fish products - 2018


USD 38 765 000

## Production and Trade Breakdown

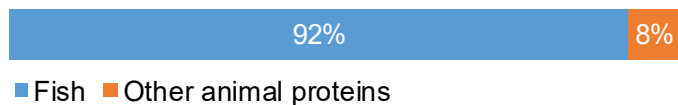
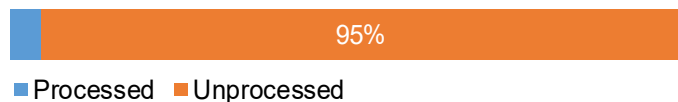
### Production by volume



### Imports by value



### Exports by value



## Production - Top 10 Species (Volume)

| Rank             | Species               | Volume (Tonnes) |
|------------------|-----------------------|-----------------|
| 1 <sup>st</sup>  | Gilthead seabream     | 4 890           |
| 2 <sup>nd</sup>  | European seabass      | 2 392           |
| 3 <sup>rd</sup>  | Albacore              | 628             |
| 4 <sup>th</sup>  | Atlantic bluefin tuna | 133             |
| 5 <sup>th</sup>  | Bogue                 | 91              |
| 6 <sup>th</sup>  | Picarel               | 77              |
| 7 <sup>th</sup>  | Comber                | 71              |
| 8 <sup>th</sup>  | Swordfish             | 45              |
| 9 <sup>th</sup>  | Surmullet             | 44              |
| 10 <sup>th</sup> | Rainbow trout         | 41              |

## Imports - Top 10 Products (Value)

|                  |   |  | USD        |
|------------------|---|--|------------|
| 1 <sup>st</sup>  | Animal feed   | of fish, marine invertebrates or mammals<br>HS 2309.90             | 16 514 000 |
| 2 <sup>nd</sup>  | Tunas, skipjack, bonito                             | prepared or preserved; whole or in pieces<br>HS 1604.14            | 10 775 000 |
| 3 <sup>rd</sup>  | Shrimps, prawns                                     | frozen<br>HS 0306.17   | 10 082 000 |
| 4 <sup>th</sup>  | Squid, cuttlefish                                   | frozen<br>HS 0307.43   | 8 437 000  |
| 5 <sup>th</sup>  | Pacific, Atlantic, Danube salmon                    | frozen fillets<br>HS 0304.81                                       | 7 439 000  |
| 6 <sup>th</sup>  | Octopus   | frozen<br>HS 0307.52   | 5 676 000  |
| 7 <sup>th</sup>  | Fish, other than species in 0302                    | fresh or chilled; excluding fillets, livers and roes<br>HS 0302.89 | 4 309 000  |
| 8 <sup>th</sup>  | Flours, meals, pellets. Unfit for human consumption | from fish or aquatic invertebrates<br>HS 2301.20                   | 3 954 000  |
| 9 <sup>th</sup>  | Fish, other than species in 1604                    | prepared or preserved; whole or in pieces<br>HS 1604.19            | 3 320 000  |
| 10 <sup>th</sup> | Squid, cuttlefish                                   | dried, smoked, salted or in brine<br>HS 0307.49                    | 1 956 000  |

## Exports - Top 10 Products (Value)

|                  |   |  | USD        |
|------------------|---|--|------------|
| 1 <sup>st</sup>  | Seabream  | fresh or chilled; excluding fillets, livers and roes<br>HS 0302.85 | 19 769 000 |
| 2 <sup>nd</sup>  | Seabass   | fresh or chilled; excluding fillets, livers and roes<br>HS 0302.84 | 11 818 000 |
| 3 <sup>rd</sup>  | Fish  | live<br>HS 0301.99   | 3 505 000  |
| 4 <sup>th</sup>  | Albacore or longfinned tunas                        | fresh or chilled; excluding fillets, livers and roes<br>HS 0302.31 | 1 502 000  |
| 5 <sup>th</sup>  | Flours, meals, pellets. Unfit for human consumption | from fish or aquatic invertebrates<br>HS 2301.20                   | 929 000    |
| 6 <sup>th</sup>  | Fats or oils and fractions of marine mammals        | not chemically modified<br>HS 1504.30                              | 568 000    |
| 7 <sup>th</sup>  | Fish, other than species in 0303                    | frozen; excluding fillets, livers and roes<br>HS 0303.89           | 135 000    |
| 8 <sup>th</sup>  | Flat fish   | frozen fillets<br>HS 0304.83                                       | 126 000    |
| 9 <sup>th</sup>  | Squid, cuttlefish                                   | frozen<br>HS 0307.43   | 101 000    |
| 10 <sup>th</sup> | Fish, other than species in 0304                    | frozen fillets<br>HS 0304.89                                       | 79 000     |

# A GLOBEFISH Product

# Information, Disclaimer


# Sources

Established in 1984, GLOBEFISH is a multi-donor funded project in the Fisheries Division of the Food and Agriculture Organization of the United Nations (FAO), responsible for providing up-to-date market and trade information on fish and fish products.

[Visit our website](#)


[Subscribe to our newsletter](#) or [email us](#)

## Recent Publications



### [Globefish Highlights, 1/2021](#)

Our flagship publication, focused on prices and analysis of market trends covering a variety of major commodities. Released quarterly.



### [Chinese Fish Price Report, 3/2020](#)

Comprehensive coverage of Chinese price trends, market information for commercially significant species, along with industry news and policy updates. Released quarterly.



### [European Price Report, 4/2021](#)

Market and price analysis for fish and fish products in the European market. Released monthly.



This is the first edition of the GLOBEFISH Market Profiles produced for this country, and was made at the beginning of 2021.

These profiles are based on nationally reported data or information published by international agencies. As the profile is intended to reflect the most up to date information available, reporting years may vary between sections and commodities.

The designations employed and the presentation of material in this information product do not imply the expression of any opinion whatsoever on the part of FAO concerning the legal or constitutional status of any country, territory or sea area, or the delimitation of frontiers or boundaries.

The data herein presented is compiled by FAO staff at the time of its production, "as is" and "as available," and every effort is made to ensure, but not guarantee, their timeliness, accuracy and completeness. FAO assumes no responsibility for errors and omissions in the data provided. Users are, however, kindly asked to report any errors or deficiencies in this product to FAO GLOBEFISH ([globefish@fao.org](mailto:globefish@fao.org)).

### Please note

Re-exports and re-imports are not included.

The term N/A has been used to indicate that information was not found in the indicated sources. The classification of fish and fish products as either processed or unprocessed is very broad, and is intended for indicative purposes only.

### [HS codes for fish and fish products](#)

International trade codes for fish and fish products in a user friendly format.



Sources and time periods:

-Fishing and aquaculture production (2018):  
FAO's [Global Fishery and Aquaculture Production Statistics](#)

-Fish available for consumption (2017):  
FAO's [Fishery and Aquaculture Statistics 2016](#)

-Population (2018), GDP Growth (2013-2018), GDP per Capita (2018):  
IMF's [World Economic Outlook Databases](#)

-Imports, Exports and Share of Trade (2000-2018):  
FAO's [Global Fishery and Aquaculture Commodities Statistics](#)

-GDP, GDP from fisheries, GDP from agriculture (2018):  
World Bank's [World Development Indicators](#),  
OECD's [National Accounts Statistics](#) or  
UNSD's [National Accounts](#)

-Ease of doing business (2018):  
World Bank's [Ease of Doing Business](#) ranking

-Length of Coastline, Exclusive Economic Zone, Exclusive Fishing Zone (2003):  
UNEP's [Global Environment Outlook](#)

### [GLOBEFISH](#)

Explore more market information on the GLOBEFISH website



### [GLOBEFISH on ISSUU](#)

Read GLOBEFISH publications on ISSUU

