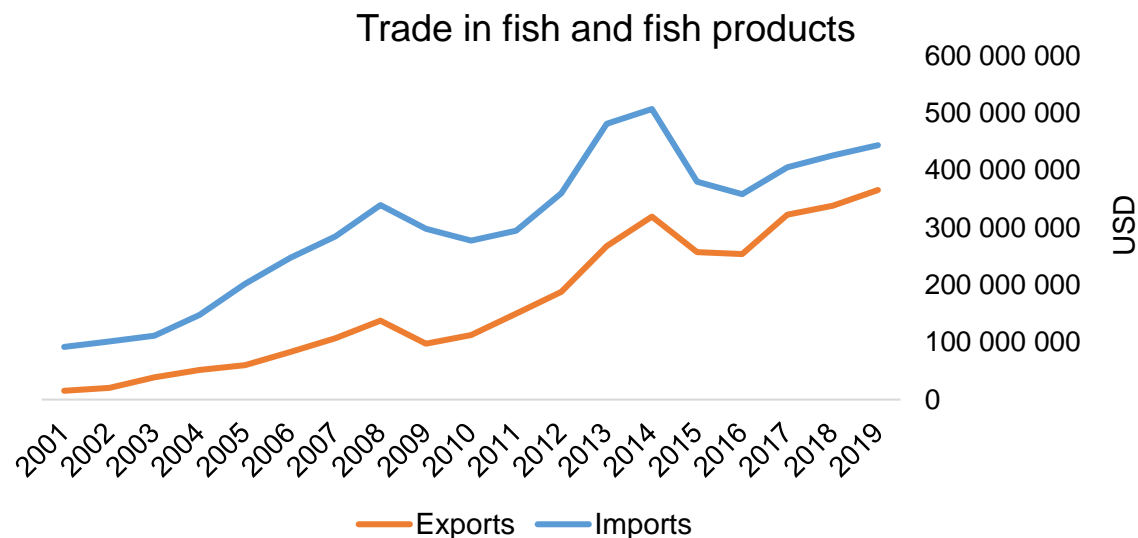




## COUNTRY BRIEF

Population	Ease of doing business rank
9 429 000	42nd
Length of coastline	EEZ/EFZ
N/A	N/A
Average GDP growth	GDP per capita
-15.70%	USD 6 814



GDP from fisheries

0.04%

Fish available for consumption

11.8 kg/capita

Imports of fish and fish products - 2019

USD 443 999 600

Agricultural GDP from fisheries

0.59%

Fisheries and aquaculture production

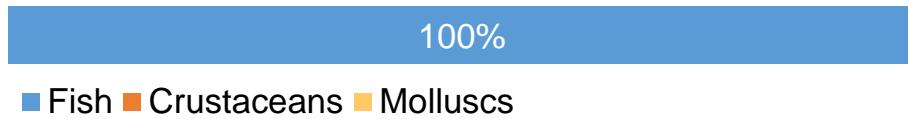
Total	10 254 tonnes
Fisheries	6%
Aquaculture	94%

Exports of fish and fish products - 2019

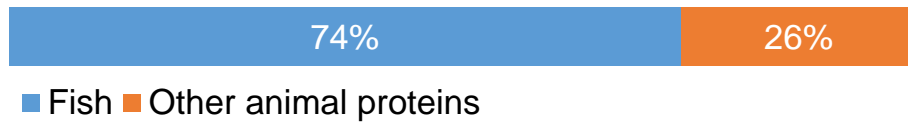
USD 365 698 800

## Production and Trade Breakdown

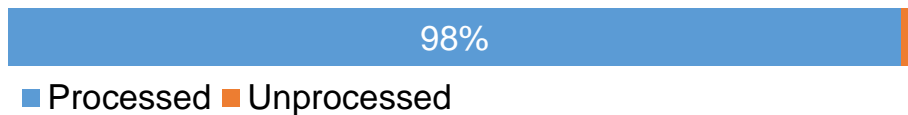
### Production by volume



### Imports by value



### Exports by value



## Production - Top 10 Species (Volume)

Rank	Species	Volume (Tonnes)
1 <sup>st</sup>	Common carp	7 575
2 <sup>nd</sup>	Silver carp	727
3 <sup>rd</sup>	Crucian carp	465
4 <sup>th</sup>	Rainbow trout	373
5 <sup>th</sup>	Freshwater bream	232
6 <sup>th</sup>	Grass carp (White amur)	174
7 <sup>th</sup>	Northern pike	147
8 <sup>th</sup>	Cyprinids nei	141
9 <sup>th</sup>	Siberian sturgeon	135
10 <sup>th</sup>	Goldfish	95

## Imports - Top 10 Products (Value)

			USD
1 <sup>st</sup>	Trout	fresh or chilled; excluding fillets, livers and roes HS 0302.11	81 001 100
2 <sup>nd</sup>	Herrings	frozen fillets HS 0304.86	34 896 800
3 <sup>rd</sup>	Atlantic, Danube salmon	fresh or chilled; excluding fillets, livers and roes HS 0302.14	31 589 500
4 <sup>th</sup>	Mackerel	frozen; excluding fillets, livers and roes HS 0303.54	29 426 200
5 <sup>th</sup>	Livers, roes, milt	frozen HS 0303.91	23 390 200
6 <sup>th</sup>	Fish, other than species in 0304	frozen meat; excluding fillets, livers and roes HS 0304.99	22 034 100
7 <sup>th</sup>	Eels	prepared or preserved; whole or in pieces HS 1604.17	21 312 300
8 <sup>th</sup>	Alaska Pollack	frozen; excluding fillets, livers and roes HS 0303.67	15 784 000
9 <sup>th</sup>	Herrings	frozen; excluding fillets, livers and roes HS 0303.51	14 648 200
10 <sup>th</sup>	Fish heads, tails, maws	frozen; excluding fillets, livers and roes HS 0303.99	12 301 800

## Exports - Top 10 Products (Value)


			USD
1 <sup>st</sup>	Fish, other than species in 0305.3	dried, salted or in brine; not smoked HS 0305.39	99 664 800
2 <sup>nd</sup>	Herrings	prepared or preserved; whole or in pieces HS 1604.12	63 495 700
3 <sup>rd</sup>	Caviar substitutes	prepared from fish eggs HS 1604.32	63 197 100
4 <sup>th</sup>	Fish	prepared or preserved HS 1604.20	48 956 800
5 <sup>th</sup>	Eels	prepared or preserved; whole or in pieces HS 1604.17	22 973 200
6 <sup>th</sup>	Crustaceans	prepared or preserved HS 1605.40	18 883 700
7 <sup>th</sup>	Trout	smoked, including fillets HS 0305.43	5 102 100
8 <sup>th</sup>	Squid, cuttlefish	prepared or preserved HS 1605.54	4 751 600
9 <sup>th</sup>	Fish fins, other edible offal	dried, smoked, salted or in brine HS 0305.79	4 244 600
10 <sup>th</sup>	Herrings	salted or in brine, not dried or smoked HS 0305.61	3 982 400

Established in 1984, GLOBEFISH is a multi-donor funded project in the Fisheries Division of the Food and Agriculture Organization of the United Nations (FAO), responsible for providing up-to-date market and trade information on fish and fish products.

[Visit our website](#)

[Subscribe to our newsletter](#) or [email us](#)

## Recent Publications



### [Globefish Highlights](#)

Our flagship publication, focused on prices and analysis of market trends covering a variety of major commodities. Released quarterly.



### [Chinese Fish Price Report](#)

Comprehensive coverage of Chinese price trends, market information for commercially significant species, along with industry news and policy updates. Released quarterly.



### [European Price Report](#)

Market and price analysis for fish and fish products in the European market. Released monthly.



This is the second edition of the GLOBEFISH Market Profiles produced for this country, and was made at the beginning of 2022.

These profiles are based on nationally reported data or information published by international agencies. As the profile is intended to reflect the most up to date information available, reporting years may vary between sections and commodities.

The designations employed and the presentation of material in this information product do not imply the expression of any opinion whatsoever on the part of FAO concerning the legal or constitutional status of any country, territory or sea area, or the delimitation of frontiers or boundaries.

The data herein presented is compiled by FAO staff at the time of its production, "as is" and "as available", and every effort is made to ensure, but not guarantee, their timeliness, accuracy and completeness. FAO assumes no responsibility for errors and omissions in the data provided. Users are, however, kindly asked to report any errors or deficiencies in this product to FAO GLOBEFISH ([globefish@fao.org](mailto:globefish@fao.org)).

### **Please note**

Re-exports and re-imports are not included.

The term N/A has been used to indicate that information was not found in the indicated sources. The classification of fish and fish products as either processed or unprocessed is very broad, and is intended for indicative purposes only.

### [HS codes for fish and fish products](#)

International trade codes for fish and fish products in a user friendly format.



Sources and time periods:

-Fishing and aquaculture production (2019):  
FAO's [Global Fishery and Aquaculture Production Statistics](#)

-Fish available for consumption (2017):  
FAO's [Fishery and Aquaculture Statistics 2019](#)

-Population (2019), GDP Growth (2015-2019), GDP per Capita (2019):  
IMF's [World Economic Outlook Databases](#)

-Imports, Exports and Share of Trade (2000-2019):  
FAO's [Global Fishery and Aquaculture Commodities Statistics](#)

-GDP, GDP from fisheries, GDP from agriculture (2019):  
World Bank's [World Development Indicators](#),  
OECD's [National Accounts Statistics](#) or  
UNSD's [National Accounts](#)

-Ease of doing business (2019):  
World Bank's [Ease of Doing Business](#) ranking

-Length of Coastline, Exclusive Economic Zone, Exclusive Fishing Zone (2003):  
UNEP's [Global Environment Outlook](#)

### [GLOBEFISH](#)

Explore more market information on the GLOBEFISH website



### [GLOBEFISH on ISSUU](#)

Read GLOBEFISH publications on ISSUU

