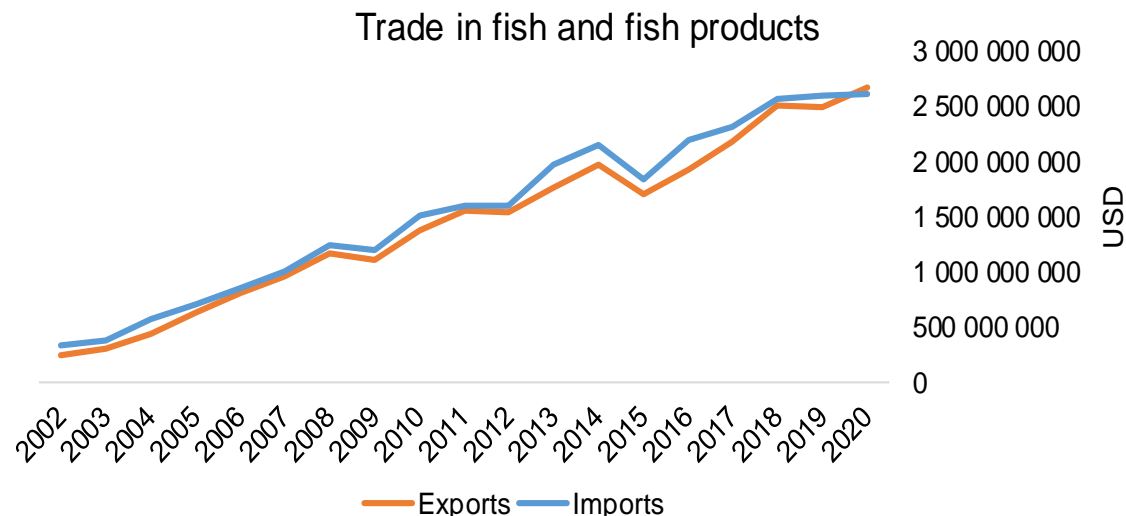




## COUNTRY BRIEF

Population	Ease of doing business rank
37 958 000	40th
Length of coastline	Exclusive economic zone
1 032 km	19 426 km <sup>2</sup>
Average GDP growth	GDP per capita
5.87%	USD 15 800



GDP from fisheries

0.02%

Fish available for consumption

12.4 kg/capita

Imports of fish and fish products - 2020

USD 2 616 219 020

Agricultural GDP from fisheries

0.61%

Fisheries and aquaculture production

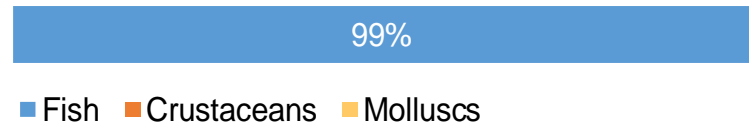
Total	254 090 tonnes
Fisheries	81%
Aquaculture	19%

Exports of fish and fish products - 2020

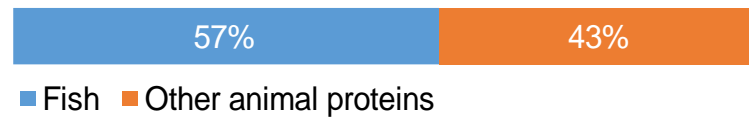
USD 2 673 514 010

## Production and Trade Breakdown

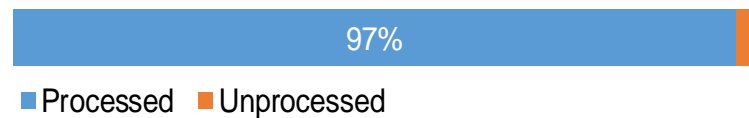
### Production by volume



### Imports by value



### Exports by value



## Production - Top 10 Species (Volume)

Rank	Species	Volume (Tonnes)
1 <sup>st</sup>	European sprat	61 355
2 <sup>nd</sup>	Blue whiting (Poutassou)	47 400
3 <sup>rd</sup>	Atlantic herring	39 403
4 <sup>th</sup>	Common carp	22 515
5 <sup>th</sup>	Freshwater fishes nei	19 397
6 <sup>th</sup>	Rainbow trout	17 900
7 <sup>th</sup>	European flounder	14 918
8 <sup>th</sup>	Small sandeel	5 640
9 <sup>th</sup>	Atlantic mackerel	5 223
10 <sup>th</sup>	Whiting	3 058

## Imports - Top 10 Products (Value)

			USD
1 <sup>st</sup>	Atlantic, Danube salmon	fresh or chilled; excluding fillets, livers and roes HS 0302.14	1 140 302 110
2 <sup>nd</sup>	Alaska Pollack	frozen fillets HS 0304.75	132 081 050
3 <sup>rd</sup>	Cod	frozen; excluding fillets, livers and roes HS 0303.63	125 911 950
4 <sup>th</sup>	Pacific, Atlantic, Danube salmon	fresh or chilled fillets HS 0304.41	96 744 560
5 <sup>th</sup>	Fish, other than species in 0304	frozen meat; excluding fillets, livers and roes HS 0304.99	76 707 320
6 <sup>th</sup>	Mackerel	frozen; excluding fillets, livers and roes HS 0303.54	73 614 340
7 <sup>th</sup>	Cod	frozen fillets HS 0304.71	64 029 870
8 <sup>th</sup>	Herrings	frozen fillets HS 0304.86	61 975 660
9 <sup>th</sup>	Fish, other than species in 0304	frozen fillets HS 0304.89	56 671 300
10 <sup>th</sup>	Herrings	prepared or preserved; whole or in pieces HS 1604.12	54 384 210

## Exports - Top 10 Products (Value)


			USD
1 <sup>st</sup>	Pacific, Atlantic, Danube salmon	smoked, including fillets HS 0305.41	887 614 850
2 <sup>nd</sup>	Pacific, Atlantic, Danube salmon	fresh or chilled fillets HS 0304.41	282 544 570
3 <sup>rd</sup>	Pacific, Atlantic, Danube salmon	frozen fillets HS 0304.81	248 216 240
4 <sup>th</sup>	Fish, other than species in 1604	prepared or preserved; whole or in pieces HS 1604.19	235 917 750
5 <sup>th</sup>	Herrings	prepared or preserved; whole or in pieces HS 1604.12	159 973 020
6 <sup>th</sup>	Salmon	prepared or preserved; whole or in pieces HS 1604.11	119 503 990
7 <sup>th</sup>	Fish	prepared or preserved HS 1604.20	92 475 400
8 <sup>th</sup>	Trout	smoked, including fillets HS 0305.43	74 994 440
9 <sup>th</sup>	Cod	frozen fillets HS 0304.71	66 407 170
10 <sup>th</sup>	Fish	fresh or chilled fillets HS 0304.44	54 969 730

Established in 1984, GLOBEFISH is a multi-donor funded project in the Fisheries Division of the Food and Agriculture Organization of the United Nations (FAO), responsible for providing up-to-date market and trade information on fish and fish products.

[Visit our website](#)

[Subscribe to our newsletter](#) or [email us](#)

## Recent Publications



### [Globefish Highlights](#)

Our flagship publication, focused on prices and analysis of market trends covering a variety of major commodities. Released quarterly.



### [Chinese Fish Price Report](#)

Comprehensive coverage of Chinese price trends, market information for commercially significant species, along with industry news and policy updates. Released quarterly.



### [European Price Report](#)

Market and price analysis for fish and fish products in the European market. Released monthly.



This is the second edition of the GLOBEFISH Market Profiles produced for this country, and was made at the beginning of 2023.

These profiles are based on nationally reported data or information published by international agencies. As the profile is intended to reflect the most up to date information available, reporting years may vary between sections and commodities.

The designations employed and the presentation of material in this information product do not imply the expression of any opinion whatsoever on the part of FAO concerning the legal or constitutional status of any country, territory or sea area, or the delimitation of frontiers or boundaries.

The data herein presented is compiled by FAO staff at the time of its production, "as is" and "as available", and every effort is made to ensure, but not guarantee, their timeliness, accuracy and completeness. FAO assumes no responsibility for errors and omissions in the data provided. Users are, however, kindly asked to report any errors or deficiencies in this product to FAO GLOBEFISH ([globefish@fao.org](mailto:globefish@fao.org)).

### **Please note**

Re-exports and re-imports are not included. The term N/A has been used to indicate that information was not found in the indicated sources. The classification of fish and fish products as either processed or unprocessed is very broad and is intended for indicative purposes only.

### [HS codes for fish and fish products](#)

International trade codes for fish and fish products in a user friendly format.



Sources and time periods:

-Fishing and aquaculture production (2020):  
FAO's [Global Fishery and Aquaculture Production Statistics](#)

-Fish available for consumption (2017):  
FAO's [Fishery and Aquaculture Statistics 2019](#)

-Population (2020), GDP Growth (2016-2020), GDP per Capita (2020):  
IMF's [World Economic Outlook Databases](#)

-Imports, Exports and Share of Trade (2020):  
FAO's [Global Fishery and Aquaculture Commodities Statistics](#)

-GDP, GDP from fisheries, GDP from agriculture (2020):  
World Bank's [World Development Indicators](#),  
OECD's [National Accounts Statistics](#) or  
UNSD's [National Accounts](#)

-Ease of doing business (2020):  
World Bank's [Ease of Doing Business](#) ranking

-Length of Coastline, Exclusive Economic Zone, Exclusive Fishing Zone (2003):  
UNEP's [Global Environment Outlook](#)

### [GLOBEFISH](#)

Explore more market information on the GLOBEFISH website



### [European Price Dashboard](#)

Hundreds of prices, updated every Monday

