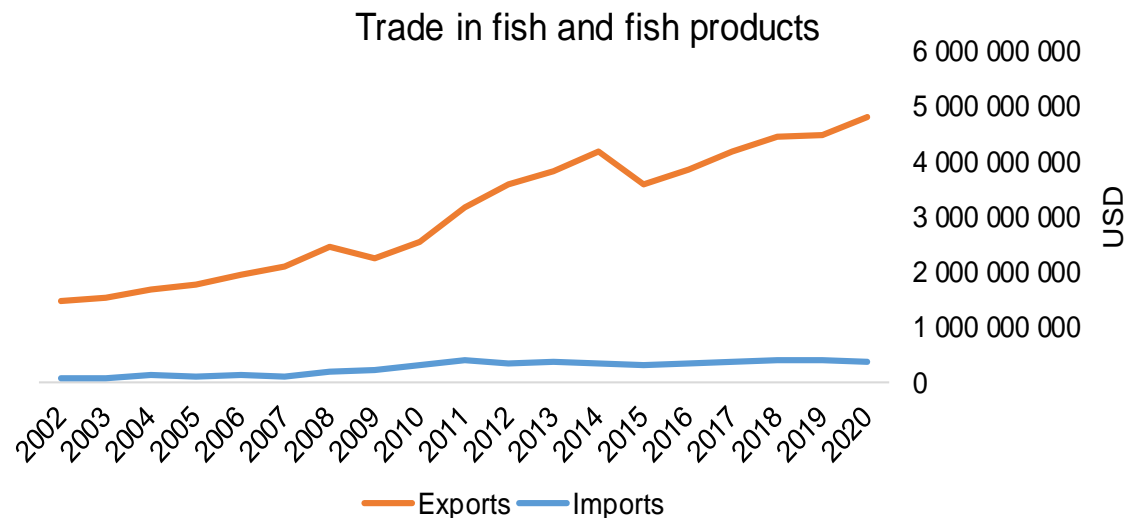




COUNTRY BRIEF

Population	Ease of doing business rank
270 204 000	73rd
Length of coastline	Exclusive economic zone
95 181 km	2 914 980 km ²
Average GDP growth	GDP per capita
5.74%	USD 3 900



GDP from fisheries

2.65%

Fish available for consumption

44.7 kg/capita

Imports of fish and fish products - 2020

USD 380 911 800

Agricultural GDP from fisheries

19.84%

Fisheries and aquaculture production

Total 12 151 644 tonnes

Fisheries 57%

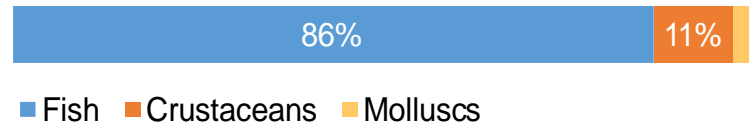
Aquaculture 43%

Exports of fish and fish products - 2020

USD 4 832 370 690

Production and Trade Breakdown

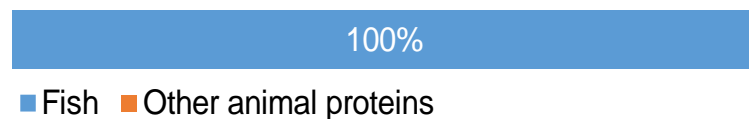
Production by volume



Imports by value



Exports by value



Production - Top 10 Species (Volume)

Rank	Species	Volume (Tonnes)
1 st	Marine fishes nei	1 352 199
2 nd	Nile tilapia	1 230 494
3 rd	Torpedo-shaped catfishes nei	1 020 496
4 th	Milkfish	811 857
5 th	Whiteleg shrimp	696 570
6 th	Common carp	573 142
7 th	Scads nei	548 660
8 th	Skipjack tuna	382 158
9 th	Pangas catfishes nei	325 983
10 th	Yellowfin tuna	269 968

Imports - Top 10 Products (Value)

			USD
1 st	Flours, meals, pellets. Unfit for human consumption	from fish or aquatic invertebrates HS 2301.20	81 722 830
2 nd	Crabs	frozen HS 0306.14	51 182 470
3 rd	Skipjack, stripe-bellied bonito	frozen; excluding fillets, livers and roes HS 0303.43	34 895 380
4 th	Mackerel	frozen; excluding fillets, livers and roes HS 0303.54	31 147 810
5 th	Trout	fresh or chilled; excluding fillets, livers and roes HS 0302.11	17 894 930
6 th	Shrimps, prawns	frozen HS 0306.17	17 443 190
7 th	Yellowfin tunas	frozen; excluding fillets, livers and roes HS 0303.42	17 126 390
8 th	Fish fats or oils and fractions thereof	not chemically modified or from fish-livers HS 1504.20	15 408 370
9 th	Sardines, sardinella, brisling or sprats	frozen; excluding fillets, livers and roes HS 0303.53	13 011 610
10 th	Fish	prepared or preserved HS 1604.20	11 838 100

Exports - Top 10 Products (Value)

			USD
1 st	Shrimps, prawns	frozen HS 0306.17	1 416 443 480
2 nd	Shrimps, prawns	prepared or preserved, not in airtight containers HS 1605.21	460 711 730
3 rd	Squid, cuttlefish	frozen HS 0307.43	425 260 720
4 th	Tunas, skipjack, bonito	prepared or preserved; whole or in pieces HS 1604.14	339 840 930
5 th	Crab	prepared or preserved HS 1605.10	294 614 280
6 th	Fish, other than species in 0303	frozen; excluding fillets, livers and roes HS 0303.89	242 624 980
7 th	Tunas, skipjack, stripe-bellied bonito	frozen fillets HS 0304.87	238 750 490
8 th	Shrimps, prawns	prepared or preserved, in airtight containers HS 1605.29	122 979 660
9 th	Fish, other than species in 0304	frozen fillets HS 0304.89	121 579 960
10 th	Fish, other than species in 0304	frozen meat; excluding fillets, livers and roes HS 0304.99	86 816 370

A GLOBEFISH Product

Information, Disclaimer


Sources

Established in 1984, GLOBEFISH is a multi-donor funded project in the Fisheries Division of the Food and Agriculture Organization of the United Nations (FAO), responsible for providing up-to-date market and trade information on fish and fish products.

[Visit our website](#)

[Subscribe to our newsletter](#) or [email us](#)

Recent Publications



[Globefish Highlights](#)

Our flagship publication, focused on prices and analysis of market trends covering a variety of major commodities. Released quarterly.



[Chinese Fish Price Report](#)

Comprehensive coverage of Chinese price trends, market information for commercially significant species, along with industry news and policy updates. Released quarterly.



[European Price Report](#)

Market and price analysis for fish and fish products in the European market. Released monthly.



This is the second edition of the GLOBEFISH Market Profiles produced for this country, and was made at the beginning of 2023.

These profiles are based on nationally reported data or information published by international agencies. As the profile is intended to reflect the most up to date information available, reporting years may vary between sections and commodities.

The designations employed and the presentation of material in this information product do not imply the expression of any opinion whatsoever on the part of FAO concerning the legal or constitutional status of any country, territory or sea area, or the delimitation of frontiers or boundaries.

The data herein presented is compiled by FAO staff at the time of its production, "as is" and "as available", and every effort is made to ensure, but not guarantee, their timeliness, accuracy and completeness. FAO assumes no responsibility for errors and omissions in the data provided. Users are, however, kindly asked to report any errors or deficiencies in this product to FAO GLOBEFISH (globefish@fao.org).

Please note

Re-exports and re-imports are not included. The term N/A has been used to indicate that information was not found in the indicated sources. The classification of fish and fish products as either processed or unprocessed is very broad and is intended for indicative purposes only.

[HS codes for fish and fish products](#)

International trade codes for fish and fish products in a user friendly format.



Sources and time periods:

-Fishing and aquaculture production (2020):
FAO's [Global Fishery and Aquaculture Production Statistics](#)

-Fish available for consumption (2017):
FAO's [Fishery and Aquaculture Statistics 2019](#)

-Population (2020), GDP Growth (2016-2020), GDP per Capita (2020):
IMF's [World Economic Outlook Databases](#)

-Imports, Exports and Share of Trade (2020):
FAO's [Global Fishery and Aquaculture Commodities Statistics](#)

-GDP, GDP from fisheries, GDP from agriculture (2020):
World Bank's [World Development Indicators](#),
OECD's [National Accounts Statistics](#) or
UNSD's [National Accounts](#)

-Ease of doing business (2020):
World Bank's [Ease of Doing Business](#) ranking

-Length of Coastline, Exclusive Economic Zone, Exclusive Fishing Zone (2003):
UNEP's [Global Environment Outlook](#)

[GLOBEFISH](#)

Explore more market information on the GLOBEFISH website



[European Price Dashboard](#)

Hundreds of prices, updated every Monday

