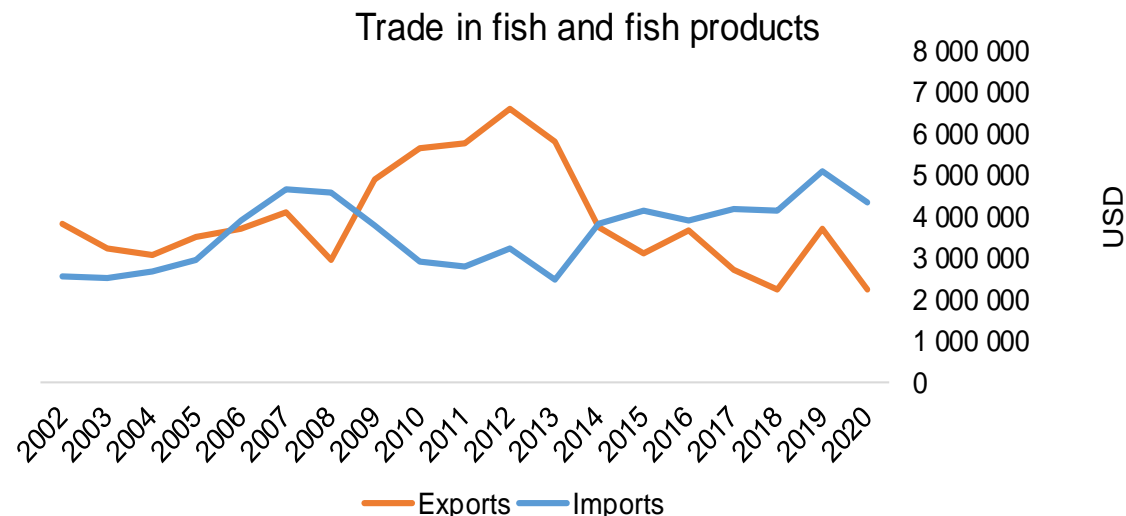




## COUNTRY BRIEF

Population	Ease of doing business rank
113 000	146th
Length of coastline	Exclusive economic zone
252 km	20 285 km <sup>2</sup>
Average GDP growth	GDP per capita
-0.08%	USD 9 300



GDP from fisheries

1.12%

Fish available for consumption

27.1 kg/capita

Imports of fish and fish products - 2020

USD 4 350 110

Agricultural GDP from fisheries

N/A

Fisheries and aquaculture production

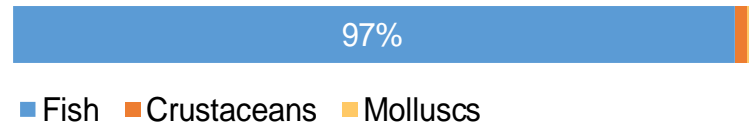
Total	1 813 tonnes
Fisheries	100%
Aquaculture	0%

Exports of fish and fish products - 2020

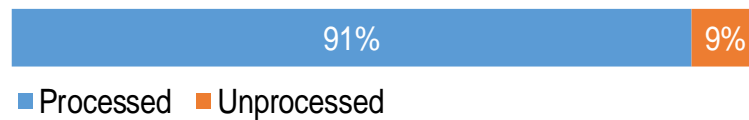
USD 2 259 710

## Production and Trade Breakdown

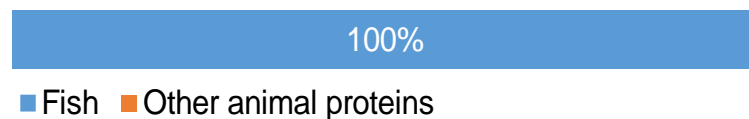
### Production by volume



### Imports by value



### Exports by value



## Production - Top 10 Species (Volume)

Rank	Species	Volume (Tonnes)
1 <sup>st</sup>	Yellowfin tuna	784
2 <sup>nd</sup>	Red hind	110
3 <sup>rd</sup>	Common dolphinfish	100
4 <sup>th</sup>	Atlantic sailfish	97
5 <sup>th</sup>	Parrotfishes nei	80
6 <sup>th</sup>	Barracudas nei	80
7 <sup>th</sup>	Snappers, jobfishes nei	70
8 <sup>th</sup>	Scads nei	65
9 <sup>th</sup>	Bigeye scad	62
10 <sup>th</sup>	Blue marlin	49

## Imports - Top 10 Products (Value)

			USD
1 <sup>st</sup>	Fish, other than species in 0305	salted or in brine, not dried or smoked HS 0305.69	1 139 690
2 <sup>nd</sup>	Sardines, sardinella, brisling or sprats	prepared or preserved; whole or in pieces HS 1604.13	646 240
3 <sup>rd</sup>	Fish	dried, whether or not salted; not smoked HS 0305.59	548 930
4 <sup>th</sup>	Mackerel	prepared or preserved; whole or in pieces HS 1604.15	414 720
5 <sup>th</sup>	Tunas, skipjack, bonito	prepared or preserved; whole or in pieces HS 1604.14	384 500
6 <sup>th</sup>	Herrings	smoked, including fillets HS 0305.42	233 130
7 <sup>th</sup>	Shrimps, prawns	frozen HS 0306.17	205 090
8 <sup>th</sup>	Fish-liver oils and fractions thereof	not chemically modified HS 1504.10	87 670
9 <sup>th</sup>	Fish, other than species in 0304	frozen meat; excluding fillets, livers and roes HS 0304.99	64 050
10 <sup>th</sup>	Fish, other than species in 0305.3	dried, salted or in brine; not smoked HS 0305.39	59 990

## Exports - Top 10 Products (Value)

			USD
1 <sup>st</sup>	Albacore or longfinned tunas	fresh or chilled; excluding fillets, livers and roes HS 0302.31	1 336 570
2 <sup>nd</sup>	Yellowfin tunas	fresh or chilled; excluding fillets, livers and roes HS 0302.32	232 770
3 <sup>rd</sup>	Lobsters	frozen HS 0306.12	219 030
4 <sup>th</sup>	Fish	fresh or chilled; excluding fillets, livers and roes HS 0302.59	135 020
5 <sup>th</sup>	Fish	fresh or chilled fillets HS 0304.49	111 970
6 <sup>th</sup>	Rock lobster, other sea crawfish	dried, smoked, salted or in brine HS 0306.91	82 850
7 <sup>th</sup>	Lobsters	dried, smoked, salted or in brine HS 0306.92	44 170
8 <sup>th</sup>	Crustaceans	frozen; includes derivative flours, meals and pellets HS 0306.19	38 230
9 <sup>th</sup>	Fish, other than species in 0302	fresh or chilled; excluding fillets, livers and roes HS 0302.89	24 420
10 <sup>th</sup>	Molluscs	live, fresh or chilled HS 0307.91	12 990

# A GLOBEFISH Product

# Information, Disclaimer


# Sources

Established in 1984, GLOBEFISH is a multi-donor funded project in the Fisheries Division of the Food and Agriculture Organization of the United Nations (FAO), responsible for providing up-to-date market and trade information on fish and fish products.

[Visit our website](#)

[Subscribe to our newsletter](#) or [email us](#)

## Recent Publications



### [Globefish Highlights](#)

Our flagship publication, focused on prices and analysis of market trends covering a variety of major commodities. Released quarterly.



### [Chinese Fish Price Report](#)

Comprehensive coverage of Chinese price trends, market information for commercially significant species, along with industry news and policy updates. Released quarterly.



### [European Price Report](#)

Market and price analysis for fish and fish products in the European market. Released monthly.



This is the second edition of the GLOBEFISH Market Profiles produced for this country, and was made at the beginning of 2023.

These profiles are based on nationally reported data or information published by international agencies. As the profile is intended to reflect the most up to date information available, reporting years may vary between sections and commodities.

The designations employed and the presentation of material in this information product do not imply the expression of any opinion whatsoever on the part of FAO concerning the legal or constitutional status of any country, territory or sea area, or the delimitation of frontiers or boundaries.

The data herein presented is compiled by FAO staff at the time of its production, "as is" and "as available", and every effort is made to ensure, but not guarantee, their timeliness, accuracy and completeness. FAO assumes no responsibility for errors and omissions in the data provided. Users are, however, kindly asked to report any errors or deficiencies in this product to FAO GLOBEFISH ([globefish@fao.org](mailto:globefish@fao.org)).

### **Please note**

Re-exports and re-imports are not included. The term N/A has been used to indicate that information was not found in the indicated sources. The classification of fish and fish products as either processed or unprocessed is very broad and is intended for indicative purposes only.

### [HS codes for fish and fish products](#)

International trade codes for fish and fish products in a user friendly format.



Sources and time periods:

-Fishing and aquaculture production (2020):  
FAO's [Global Fishery and Aquaculture Production Statistics](#)

-Fish available for consumption (2017):  
FAO's [Fishery and Aquaculture Statistics 2019](#)

-Population (2020), GDP Growth (2016-2020), GDP per Capita (2020):  
IMF's [World Economic Outlook Databases](#)

-Imports, Exports and Share of Trade (2020):  
FAO's [Global Fishery and Aquaculture Commodities Statistics](#)

-GDP, GDP from fisheries, GDP from agriculture (2020):  
World Bank's [World Development Indicators](#),  
OECD's [National Accounts Statistics](#) or  
UNSD's [National Accounts](#)

-Ease of doing business (2020):  
World Bank's [Ease of Doing Business](#) ranking

-Length of Coastline, Exclusive Economic Zone, Exclusive Fishing Zone (2003):  
UNEP's [Global Environment Outlook](#)

### [GLOBEFISH](#)

Explore more market information on the GLOBEFISH website



### [European Price Dashboard](#)

Hundreds of prices, updated every Monday

