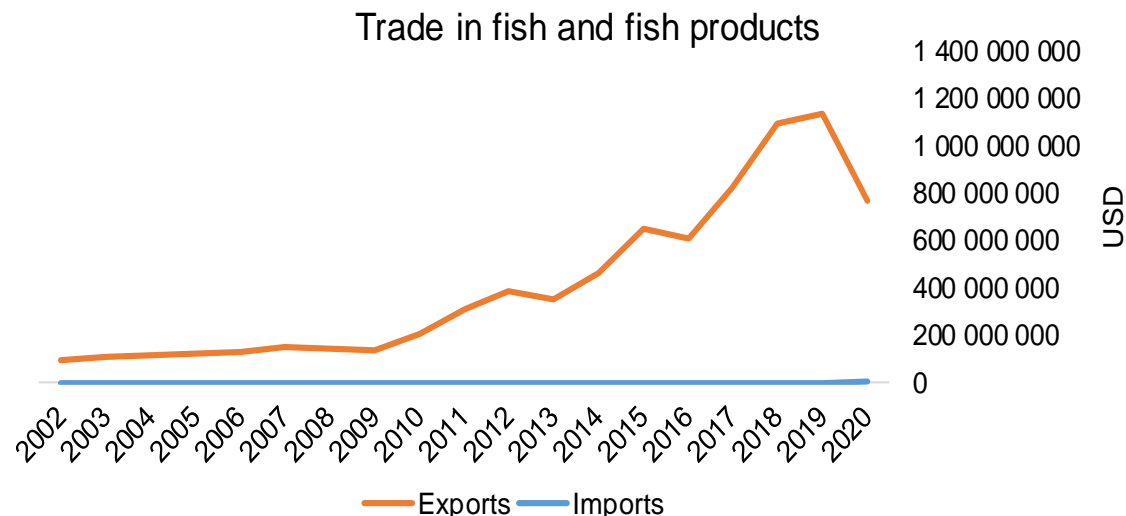




COUNTRY BRIEF

Population	Ease of doing business rank
4 147 000	152nd
Length of coastline	Exclusive economic zone
1 268 km	141 334 km ²
Average GDP growth	GDP per capita
8.53%	USD 2 100



GDP from fisheries

N/A

Fish available for consumption

9.2 kg/capita

Imports of fish and fish products - 2020

USD 2 030 180

Agricultural GDP from fisheries

N/A

Fisheries and aquaculture production

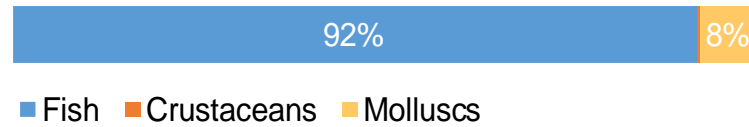
Total	678 425 tonnes
Fisheries	100%
Aquaculture	0%

Exports of fish and fish products - 2020

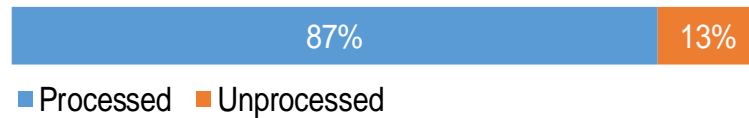
USD 773 313 450

Production and Trade Breakdown

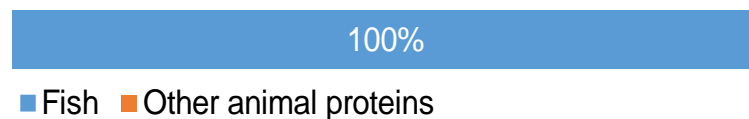
Production by volume



Imports by value



Exports by value



Production - Top 10 Species (Volume)

Rank	Species	Volume (Tonnes)
1 st	Sardinellas nei	230 880
2 nd	European pilchard (Sardine)	220 550
3 rd	Octopuses, etc. nei	39 015
4 th	Leaping African mullet	21 515
5 th	Bonga shad	20 480
6 th	Pelagic fishes nei	19 155
7 th	Marine fishes nei	18 255
8 th	Freshwater fishes nei	15 000
9 th	Atlantic chub mackerel	12 885
10 th	Jack and horse mackerels nei	9 350

Imports - Top 10 Products (Value)

			USD
1 st	Sardines, sardinella, brisling or sprats	prepared or preserved; whole or in pieces HS 1604.13	1 380 200
2 nd	Octopus	dried, smoked, salted or in brine HS 0307.59	206 430
3 rd	Pacific salmon	frozen; excluding fillets, livers and roes HS 0303.12	184 380
4 th	Tunas, skipjack, bonito	prepared or preserved; whole or in pieces HS 1604.14	136 110
5 th	Sardines, sardinella, brisling or sprats	fresh or chilled; excluding fillets, livers and roes HS 0302.43	52 230
6 th	Tunas	fresh or chilled; excluding fillets, livers and roes HS 0302.39	29 450
7 th	Shrimps, prawns	dried, smoked, salted or in brine HS 0306.95	15 290
8 th	Fish	prepared or preserved HS 1604.20	10 610
9 th	Flours, meals, pellets	from fish, fit for human consumption HS 0305.10	8 640
10 th	Sardines, sardinella, brisling or sprats	frozen; excluding fillets, livers and roes HS 0303.53	2 820

Exports - Top 10 Products (Value)

			USD
1 st	Octopus	frozen HS 0307.52	246 987 430
2 nd	Fish, other than species in 0303	frozen; excluding fillets, livers and roes HS 0303.89	245 857 830
3 rd	Flours, meals, pellets. Unfit for human consumption	from fish or aquatic invertebrates HS 2301.20	127 221 160
4 th	Fish-liver oils and fractions thereof	not chemically modified HS 1504.10	36 851 090
5 th	Squid, cuttlefish	frozen HS 0307.43	31 795 440
6 th	Fish, other than species in 0302	fresh or chilled; excluding fillets, livers and roes HS 0302.89	19 848 620
7 th	Mackerel	frozen; excluding fillets, livers and roes HS 0303.54	13 134 520
8 th	Shrimps, prawns	frozen HS 0306.17	10 422 880
9 th	Sardines, sardinella, brisling or sprats	frozen; excluding fillets, livers and roes HS 0303.53	8 000 000
10 th	Fish	prepared or preserved HS 1604.20	6 643 780

A GLOBEFISH Product

Information, Disclaimer


Sources

Established in 1984, GLOBEFISH is a multi-donor funded project in the Fisheries Division of the Food and Agriculture Organization of the United Nations (FAO), responsible for providing up-to-date market and trade information on fish and fish products.

[Visit our website](#)

[Subscribe to our newsletter](#) or [email us](#)

Recent Publications



[Globefish Highlights](#)

Our flagship publication, focused on prices and analysis of market trends covering a variety of major commodities. Released quarterly.



[Chinese Fish Price Report](#)

Comprehensive coverage of Chinese price trends, market information for commercially significant species, along with industry news and policy updates. Released quarterly.



[European Price Report](#)

Market and price analysis for fish and fish products in the European market. Released monthly.



This is the second edition of the GLOBEFISH Market Profiles produced for this country, and was made at the beginning of 2023.

These profiles are based on nationally reported data or information published by international agencies. As the profile is intended to reflect the most up to date information available, reporting years may vary between sections and commodities.

The designations employed and the presentation of material in this information product do not imply the expression of any opinion whatsoever on the part of FAO concerning the legal or constitutional status of any country, territory or sea area, or the delimitation of frontiers or boundaries.

The data herein presented is compiled by FAO staff at the time of its production, "as is" and "as available", and every effort is made to ensure, but not guarantee, their timeliness, accuracy and completeness. FAO assumes no responsibility for errors and omissions in the data provided. Users are, however, kindly asked to report any errors or deficiencies in this product to FAO GLOBEFISH (globefish@fao.org).

Please note

Re-exports and re-imports are not included. The term N/A has been used to indicate that information was not found in the indicated sources. The classification of fish and fish products as either processed or unprocessed is very broad and is intended for indicative purposes only.

[HS codes for fish and fish products](#)

International trade codes for fish and fish products in a user friendly format.



Sources and time periods:

-Fishing and aquaculture production (2020):
FAO's [Global Fishery and Aquaculture Production Statistics](#)

-Fish available for consumption (2017):
FAO's [Fishery and Aquaculture Statistics 2019](#)

-Population (2020), GDP Growth (2016-2020), GDP per Capita (2020):
IMF's [World Economic Outlook Databases](#)

-Imports, Exports and Share of Trade (2020):
FAO's [Global Fishery and Aquaculture Commodities Statistics](#)

-GDP, GDP from fisheries, GDP from agriculture (2020):
World Bank's [World Development Indicators](#),
OECD's [National Accounts Statistics](#) or
UNSD's [National Accounts](#)

-Ease of doing business (2020):
World Bank's [Ease of Doing Business](#) ranking

-Length of Coastline, Exclusive Economic Zone, Exclusive Fishing Zone (2003):
UNEP's [Global Environment Outlook](#)

[GLOBEFISH](#)

Explore more market information on the GLOBEFISH website



[European Price Dashboard](#)

Hundreds of prices, updated every Monday

