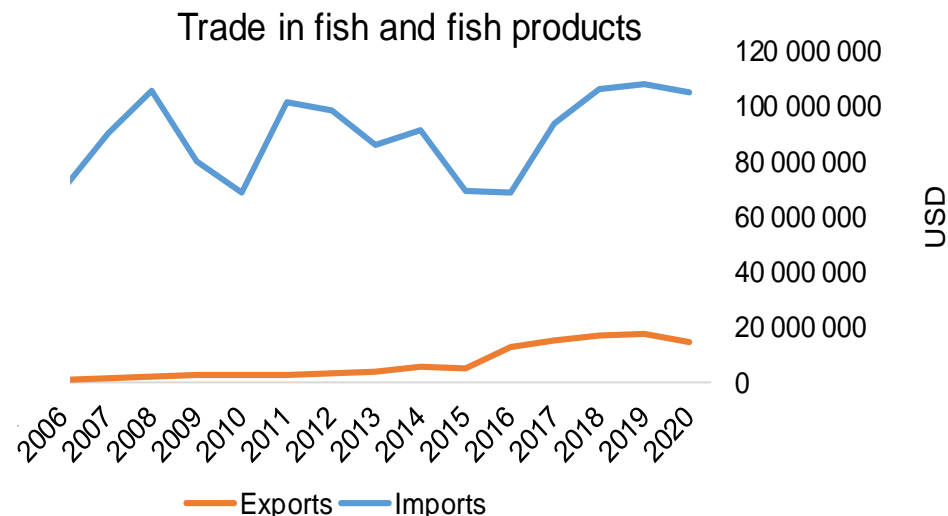




COUNTRY BRIEF

Population	Ease of doing business rank
6 927 000	44th
Length of coastline	EEZ/EFZ
N/A	N/A
Average GDP growth	GDP per capita
5.01%	USD 7 700



GDP from fisheries

0.03%

Fish available for consumption

6.2 kg/capita

Imports of fish and fish products - 2020

USD 105 612 300

Agricultural GDP from fisheries

0.51%

Fisheries and aquaculture production

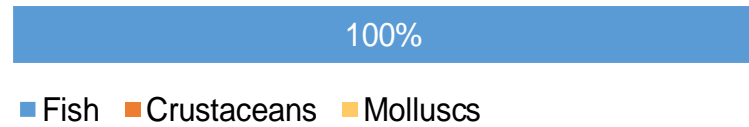
Total	7 942 tonnes
Fisheries	24%
Aquaculture	76%

Exports of fish and fish products - 2020

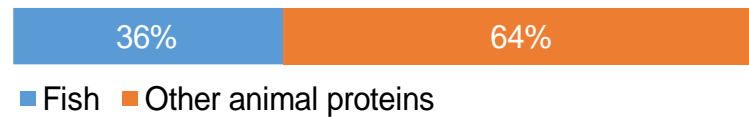
USD 14 945 890

Production and Trade Breakdown

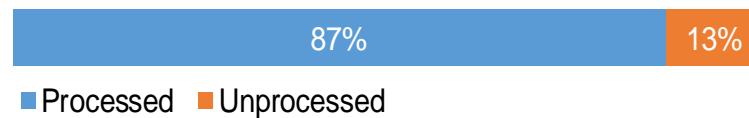
Production by volume



Imports by value



Exports by value



Production - Top 10 Species (Volume)

Rank	Species	Volume (Tonnes)
1 st	Common carp	4 486
2 nd	Rainbow trout	1 248
3 rd	Freshwater fishes nei	435
4 th	Silver carp	427
5 th	Goldfish	321
6 th	Wels (Som) catfish	229
7 th	Pike-perch	162
8 th	Freshwater bream	154
9 th	Grass carp (White amur)	151
10 th	Northern pike	111

Imports - Top 10 Products (Value)

			USD
1 st	Fish	prepared or preserved	15 631 370
		HS 1604.20	
2 nd	Tunas, skipjack, bonito	prepared or preserved; whole or in pieces	13 944 680
		HS 1604.14	
3 rd	Hake	frozen; excluding fillets, livers and roes	13 911 630
		HS 0303.66	
4 th	Atlantic, Danube salmon	fresh or chilled; excluding fillets, livers and roes	11 883 470
		HS 0302.14	
5 th	Sardines, sardinella, brisling or sprats	prepared or preserved; whole or in pieces	8 127 230
		HS 1604.13	
6 th	Flours, meals, pellets. Unfit for human consumption	from fish or aquatic invertebrates	4 981 790
		HS 2301.20	
7 th	Mackerel	frozen; excluding fillets, livers and roes	3 890 990
		HS 0303.54	
8 th	Trout	fresh or chilled; excluding fillets, livers and roes	3 132 010
		HS 0302.11	
9 th	Trout	frozen; excluding fillets, livers and roes	2 299 660
		HS 0303.14	
10 th	Sardines, sardinella, brisling or sprats	frozen; excluding fillets, livers and roes	1 990 100
		HS 0303.53	

Exports - Top 10 Products (Value)


			USD
1 st	Pacific, Atlantic, Danube salmon	frozen fillets	7 814 870
		HS 0304.81	
2 nd	Fish	prepared or preserved	1 533 410
		HS 1604.20	
3 rd	Pacific, Atlantic, Danube salmon	smoked, including fillets	1 379 820
		HS 0305.41	
4 th	Pacific, Atlantic, Danube salmon	fresh or chilled fillets	1 351 130
		HS 0304.41	
5 th	Atlantic, Danube salmon	fresh or chilled; excluding fillets, livers and roes	972 070
		HS 0302.14	
6 th	Sardines, sardinella, brisling or sprats	prepared or preserved; whole or in pieces	391 120
		HS 1604.13	
7 th	Carp	live	327 240
		HS 0301.93	
8 th	Tunas, skipjack, bonito	prepared or preserved; whole or in pieces	256 200
		HS 1604.14	
9 th	Squid, cuttlefish	frozen	149 460
		HS 0307.43	
10 th	Mackerel	prepared or preserved; whole or in pieces	109 600
		HS 1604.15	

Established in 1984, GLOBEFISH is a multi-donor funded project in the Fisheries Division of the Food and Agriculture Organization of the United Nations (FAO), responsible for providing up-to-date market and trade information on fish and fish products.

[Visit our website](#)

[Subscribe to our newsletter](#) or [email us](#)

Recent Publications



[Globefish Highlights](#)

Our flagship publication, focused on prices and analysis of market trends covering a variety of major commodities. Released quarterly.



[Chinese Fish Price Report](#)

Comprehensive coverage of Chinese price trends, market information for commercially significant species, along with industry news and policy updates. Released quarterly.



[European Price Report](#)

Market and price analysis for fish and fish products in the European market. Released monthly.



This is the second edition of the GLOBEFISH Market Profiles produced for this country, and was made at the beginning of 2023.

These profiles are based on nationally reported data or information published by international agencies. As the profile is intended to reflect the most up to date information available, reporting years may vary between sections and commodities.

The designations employed and the presentation of material in this information product do not imply the expression of any opinion whatsoever on the part of FAO concerning the legal or constitutional status of any country, territory or sea area, or the delimitation of frontiers or boundaries.

The data herein presented is compiled by FAO staff at the time of its production, "as is" and "as available", and every effort is made to ensure, but not guarantee, their timeliness, accuracy and completeness. FAO assumes no responsibility for errors and omissions in the data provided. Users are, however, kindly asked to report any errors or deficiencies in this product to FAO GLOBEFISH (globefish@fao.org).

Please note

Re-exports and re-imports are not included. The term N/A has been used to indicate that information was not found in the indicated sources. The classification of fish and fish products as either processed or unprocessed is very broad and is intended for indicative purposes only.

[HS codes for fish and fish products](#)

International trade codes for fish and fish products in a user friendly format.



Sources and time periods:

-Fishing and aquaculture production (2020):
FAO's [Global Fishery and Aquaculture Production Statistics](#)

-Fish available for consumption (2017):
FAO's [Fishery and Aquaculture Statistics 2019](#)

-Population (2020), GDP Growth (2016-2020), GDP per Capita (2020):
IMF's [World Economic Outlook Databases](#)

-Imports, Exports and Share of Trade (2020):
FAO's [Global Fishery and Aquaculture Commodities Statistics](#)

-GDP, GDP from fisheries, GDP from agriculture (2020):
World Bank's [World Development Indicators](#),
OECD's [National Accounts Statistics](#) or
UNSD's [National Accounts](#)

-Ease of doing business (2020):
World Bank's [Ease of Doing Business](#) ranking

-Length of Coastline, Exclusive Economic Zone, Exclusive Fishing Zone (2003):
UNEP's [Global Environment Outlook](#)

[GLOBEFISH](#)

Explore more market information on the GLOBEFISH website



[European Price Dashboard](#)

Hundreds of prices, updated every Monday

