



# FAPDA Tool

## USER GUIDE

2017

**Food and Agriculture Organization of the United Nations** | Fapda - Food And Agriculture Policy Decision Analysis Tool | English | Français | Español

**Filter by**

- Country/Region
- Date
- Policy decision
- Policy framework

Apply filter | Reset

Free text search

User guide ?  
Policy decision classification  
Submit new policy decision  
RSS Feeds

**Map**

Legend:   
■ Countries currently monitored   
■ Countries with information up to 2012   
■ Countries featuring only forestry policies   
■ Countries not covered   
● Countries with factsheet

As a result of the collaboration with the FAO Forestry Division, a list of non-covered countries will feature forest policies. [More information](#)  
**Disclaimer:** The designations employed and the presentation of material in the map do not imply the expression of any opinion whatsoever on the part of FAO concerning the legal or constitutional status of any country, territory or sea area, or concerning the delimitation of frontiers.

**Latest policy decisions**

**Kazakhstan: Unspecified nutrition and health policy**  
01/01/2018  
The Ministry of Health and Social Development announced that Kazakhstan will introduce disease management program (DMF) from 2018, as one of the main directions of the state health development program for 2016-2019 is the introduction of disease management programs.

**Myanmar: Forest policies and regulations**

## 1. OVERVIEW OF THE FAPDA TOOL

The **Food and Agriculture Policy Decision Analysis (FAPDA)** promotes evidence-based decision making by collecting and disseminating information on policy information through a freely accessible web-based tool.

The FAPDA tool provides an electronic repository for food and agriculture policies in over 130 countries. The FAPDA tool facilitates policy research and analysis by enabling the identification of policy trends, allowing an initial assessment of policy coherence.

The tool can be accessed through the URL: <http://www.fao.org/in-action/fapda/tool/index.html>

## 2. HOW TO NAVIGATE THE FAPDA TOOL?

The screenshot shows the FAPDA tool interface. At the top right, there are language options: English, Français, Español (1). The main area is a world map (2) showing country coverage. The map legend indicates: Countries currently monitored (dark blue), Countries with information up to 2012 (light blue), Countries featuring only forestry policies (green), Countries not covered (grey), and Countries with factsheet (red pin). Below the map is a section for 'Latest policy decisions' (3) with a list of updates, including 'Kazakhstan: Unspecified nutrition and health policy' (01/01/2018) and 'Myanmar: Forest policies and regulations'. On the left side, there is a 'Filter by' section (4) with dropdown menus for Country/Region, Date, Policy decision, and Policy framework, along with 'Apply filter' and 'Reset' buttons. Below the filters is a 'Free text search' box. Further down are links for 'User guide ?' (5), 'Policy decision classification' (6), 'Submit new policy decision' (7), and 'RSS Feeds' (8).

1. Choose a **language** in the top right of the page to help you navigate through the tool;
2. The map shows FAPDA country coverage and the countries for which a **policy fact sheet** is available;
3. The **latest policies** available in the tool are visible on the panel below the map;
4. **Policy decisions and frameworks** can be retrieved using the filters and/or the free text search;
5. **User guide** can be consulted here;
6. Policy decision classification used by the FAPDA tool;
7. **New policies** can be submitted to the FAPDA team through an online form;
8. The **RSS feeds** enable access to the latest updates on policy developments.

## 2.1 Latest policies


The tool homepage displays the **latest policies** available in the tool. By clicking on the title, more detailed information on the selected policy decision will be displayed. The latest policies are also visible on the FAPDA web page.

The screenshot shows the FAPDA tool interface. On the left, there is a 'Filter by' sidebar with dropdown menus for 'Country/Region', 'Date', 'Policy decision', and 'Policy framework'. Below these are buttons for 'Apply filter' and 'Reset', a search bar, and several utility buttons like 'User guide', 'Policy decision classification', 'Add policy decision', 'Add policy framework', and 'RSS Feeds'. The main area features a world map with countries color-coded: dark blue for 'Countries currently monitored', light blue for 'Countries with information up to 2012', and green for 'Countries featuring only forestry policies'. A legend is located below the map. A red box highlights a disclaimer text: 'Disclaimer: The designations employed and the presentation of material in the map do not imply the expression of any opinion whatsoever on the part of the Food and Agriculture Organization of the United Nations Secretariat of Agriculture, Forestry and Fisheries Division, a list of non-covered countries will feature forest policies. More information...'. Below the map, there is an RSS feed section titled 'Latest policy decisions' with a link to 'Kazakhstan: Unspecified nutrition and health policy' dated 01/01/2018.

## 2.2 Filter policy information

On the left-hand side of the web page, policy information can be filtered by one or more of the following filters:

- Country/Region
  - Policy Classification
  - Food Security Dimension
  - Commodity
- Date
- Policy Decision
- Policy Framework

For each filter (except the date), clicking on the  icon next to each entry list will make a dropdown list appear with the next level of sub-categories.

Once the selection is made, click on the **Apply filter** button and the information will appear in the **Policy Decisions/Policy Frameworks** panel.

This screenshot shows the FAPDA tool interface with the filter sidebar expanded. The 'Country/Region' filter is selected, and a dropdown list of regions is visible, including Africa, Americas/North America, Asia and the Pacific, Europe, Latin America and the Caribbean, and Near East. The 'Apply filter' button is highlighted with a red diamond. The map area shows a legend and a disclaimer: 'As a result of the collaboration with the FAO For Disclaimer: The designations employed and the'. The bottom section shows the 'Policy decisions (10303)' panel with a table of results, including columns for 'Country' and 'Policy Classi'.

## – By Country/Region

By clicking on **Country/Region**, policies can be retrieved based on geographic criteria. The selected areas will automatically be highlighted on the map.

- By clicking on **Region**, a drop-down list will appear where regions, sub-regions and countries can be selected.
- By clicking on **Country**, you can type in the name of the country or choose from the drop-down list.
- Additionally, by clicking on **REC/Customized group** allows you to choose between different RECs (Regional Economic Communities) and/or a customized group of countries.

Filter by

Country/Region ^

Region Country REC/Customized Group

- ▶  Africa
- ▶  Americas/North America
- ▶  Asia and the Pacific
- ▶  Europe
- ▶  Latin America and the Caribbean
- ▶  Near East

## – By Date

By clicking on the **Date** button, policies can be retrieved according to the initial and/or end date of the policy announcement and/or implementation.

Alternatively, the most recent policy decisions can be selected through the four shortcuts proposed:

- Past 6 months;
- Past year;
- Past 2 years;
- Past 3 years.

Filter by

Country/Region v

Date ^

Initial date / Date of adoption x

- Past 6 months
- Past year
- Past 2 years
- Past 3 years

Policy decision v

Policy framework v

Apply filter Reset

## – By Policy decision

In the FAPDA tool, policy decisions can be retrieved according to three main domains:

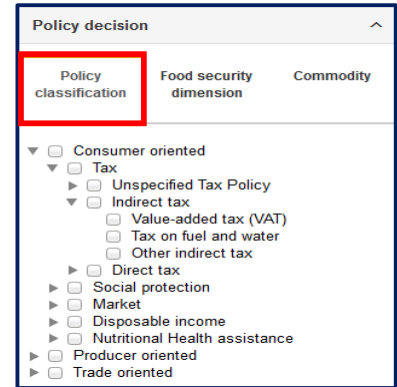
**Policy classification, Food security dimension, Commodity.**

Clicking the domain tab will display a drop-down list of sub-categories. The policy decisions can be filtered by more than one category or combination of sub-categories at the same time.

**Policy classification:** this classification has four sub-categories and allows to sort the policy decisions by consumer-oriented, producer-oriented and trade-oriented. Four levels classification enables the precise systematization of the policy decisions and facilitates the research process. Detailed FAPDA classification can be downloaded from here

[www.fao.org/3/a-bc358e.pdf](http://www.fao.org/3/a-bc358e.pdf)

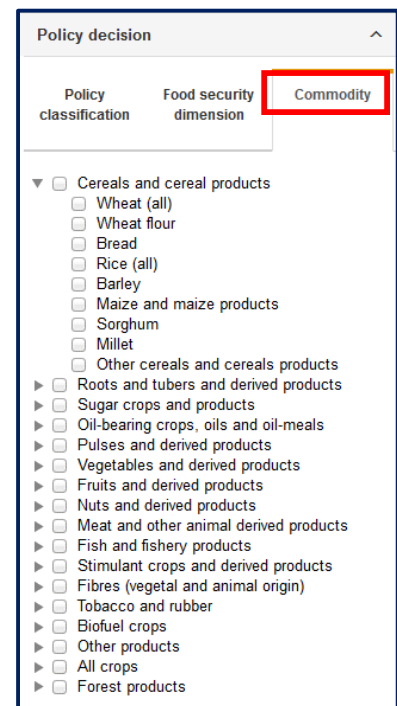
More than one category and/or subcategory can be selected at the same time



**Food security dimension:** this classification has two sub-categories and allows to sort policy decision by pillars of food security: access to food, availability of food and utilization of food. More than one dimension or combination of dimensions can be selected at the same time.



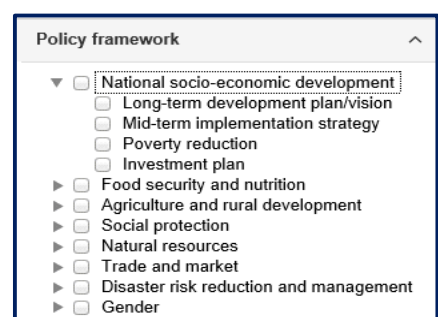
**Commodity:** this classification has two sub-categories and allows to sort policy decision by specific commodities. More than one commodity or group of commodities can be selected at the same time.



## – By Policy framework

Policy frameworks in the tool are classified into eight categories.


By clicking the category tab, a drop-down list of sub-categories will displayed. The policy framework has two sub-categories and can be filtered by more than one category or combination of sub-categories at the same time.



## 2.3 Policy decisions panel

Once the filter(s) for Policy decision have been applied, the results of the search will appear on the **Policy decisions panel** below the map. The Policy decision panel shows the list of policy decisions in chronological order by default and can be sorted by the following columns:

- Country;
- Policy Classification (FAPDA classification);
- Policy direction (introduction, increase, decrease, continuation or removal);
- Policy phase (announcement or implementation);
- Initial date;
- Commodity (if applicable).

The information shown for every policy decision in the panel can be expanded by clicking on the  sign on the top right corner. Additionally, **Fact Sheet** for available countries and **Download Data** options are provided. These options are explained further.

Policy decisions		Policy frameworks						
Policy decisions (143)							Fact Sheet	Download Data
Country	Policy Classification	Policy direction	Policy phase	Initial date	Commodity	Source		
Zimbabwe	Value-added tax (VAT)	Removal	Implementation	01/02/2017	Rice (all), Maize and maize products, Potatoes, Beef, cattle products, Pigmeat, pigs products, Ovine meat and products, Others meat or animal derived products, Fish and fishery products	Zimbabwe Revenue Authority		
Jamaica	Access to credit / Technical assistance, extension and training	Increase	Implementation	14/10/2016	Potatoes	Jamaica Information Service - Jamaica		
Bhutan	Food safety regulations and standards / Unspecified production support	Introduction	Implementation	10/10/2016	Potatoes, Other roots and tubers	Official - MOAF		

The policy decision information includes the following details:

- Policy Classification details;
- Brief description;
- Context and additional information (if available);
- Policy decision-making institution;
- Budget (if available);
- Beneficiaries (if available);
- Source name;
- File (the original source document);
- Link (the online source).


Country	Policy Classification	Policy direction	Policy phase	Initial date	Source
Uganda	Unspecified nutrition and health policy	Introduction	Implementation	19/12/2014	Office of the Prime Minister - Uganda
<p><b>Unspecified nutrition and health policy</b>            Consumer oriented /Nutritional Health assistance /Unspecified nutrition and health interventions/Unspecified nutrition and health policy;</p> <p>The First Lady and Minister for Karamoja Affairs has launched The Karamoja Region Immunization Strengthening Campaign, which is a partnership between the office of the First Lady, Ministry of Health and the World Health Organization. It aims at ensuring that all children under 1 year are immunized against the nine vaccine-preventable diseases by November 2015.</p> <p>Context or additional info:            Some challenges in scaling up immunization in the region include inadequate midwives, mothers not bringing their babies for immunization, mushrooming settlements that lack health facilities and the high maintenance costs for the old cold chain refrigerators among others.</p> <p>Policy decision making institution: Office of the First Lad</p> <p>Beneficiaries: Children</p> <p>This measure is targeted to a specific sector of the population</p>					
Source name	File	Link			
Office of the Prime Minister - Uganda	UG12.pdf	<a href="http://www.opm.go.ug/news-archive/first-lady-launches-karamoja-region-immunisati..">http://www.opm.go.ug/news-archive/first-lady-launches-karamoja-region-immunisati..</a>			

## 2.4 Policy framework panel

Once the filter(s) for Policy framework have been applied, the results of the search will appear on the **Policy framework panel** below the map. The panel shows the list of policy frameworks in chronological order and can be sorted by the following columns:

- Country;
- Title;
- Date of adoption;
- Type of policy document.

Policy decisions		Policy frameworks			
Policy frameworks (26)					
Country	Title	Date of adoption	Policy category	Type of policy document	
Uganda	Second National Development Plan 2015-2020	01/06/2015	Long-term development plan/vision, Agriculture and rural development (general)	Plan	
Uganda	Agriculture Sector Development Strategy and Investment Plan 2010/11-2014/15	01/03/2010	Agriculture and rural development (general)	Investment plan	
Uganda	Apiculture Export Strategy 2005-2009	01/06/2005	Agriculture and rural development (general), Export promotion and diversification	Strategy	
Uganda	Buy Uganda Build Uganda Policy	01/09/2014	Mid-term implementation strategy	Policy	

The policy framework panel can be expanded by clicking on the  sign on the top right corner. The policy framework information can be consulted by:

- Brief description;
- Source name;
- Downloading the source document;
- Accessing the online source by clicking on the link provided.

Country	Title	Date of adoption	Policy category	Type of policy document
Uganda	Buy Uganda Build Uganda Policy	01/09/2014	Mid-term implementation strategy	Policy

Buy Uganda Build Uganda Policy

Policy vision is to develop a vibrant dynamic and competitive private sector that transforms local products through the value chain to meet the required standards. The policy will give guidance to policy makers to ensure that promotion of the consumption of local produced goods is integrated into their policies and procedures. The policy also aims at giving prominence to local produced goods. This policy will be beneficial to the economy and it illustrates the income that can accrue to different sectors.

Source Name	File	Link
Ministry of Trade Industry and Cooperatives	<a href="#">Buy Uganda Build Uganda Policy.pdf</a>	<a href="http://www.mtic.go.ug/index.php?trade-laws-article/">http://www.mtic.go.ug/index.php?trade-laws-article/</a>

## 2.5 Free text search

Policy decisions and policy frameworks can also be retrieved by using the free text search. This option enables the search for single terms or phrases in the description of the policy decisions/frameworks.

For example, typing “energy” in the **free text search** box will retrieve all policy decisions with this key word in their description. The term searched will be highlighted in red in the description.

**Filter by**

Country/Region

Date

Policy decision

Policy framework

[User guide ?](#)

[Policy decision classification](#)

[Submit new policy decision](#)

[RSS Feeds](#)

**Map**

The map displays a world map with countries color-coded according to the legend. Red pins are placed on several countries, indicating the location of policy decisions related to the search term 'energy'. The legend shows: dark blue for 'Countries currently monitored', light blue for 'Countries with information up to 2012', and green for 'Countries featuring only forestry policies'. Red pins are visible in North America, South America, and Africa.

**Legend**

- Countries currently monitored
- Countries with information up to 2012
- Countries featuring only forestry policies

As a result of the collaboration with the FAO Forestry Division, a list of non-covered countries will feature forest policies. [More information.](#)  
**Disclaimer:** The designations employed and the presentation of material in the map do not imply the expression of any opinion whatsoever on the part of the Secretariat of the Convention concerning the delimitation of frontiers.

Policy decisions  Policy frameworks

**Policy decisions (117)**


	Country	Policy Classification	Policy direction
+	Zimbabwe	Support to irrigation infrastructure	Introduction
+	India	Renewable energy and energy efficiency measures	Maintenance

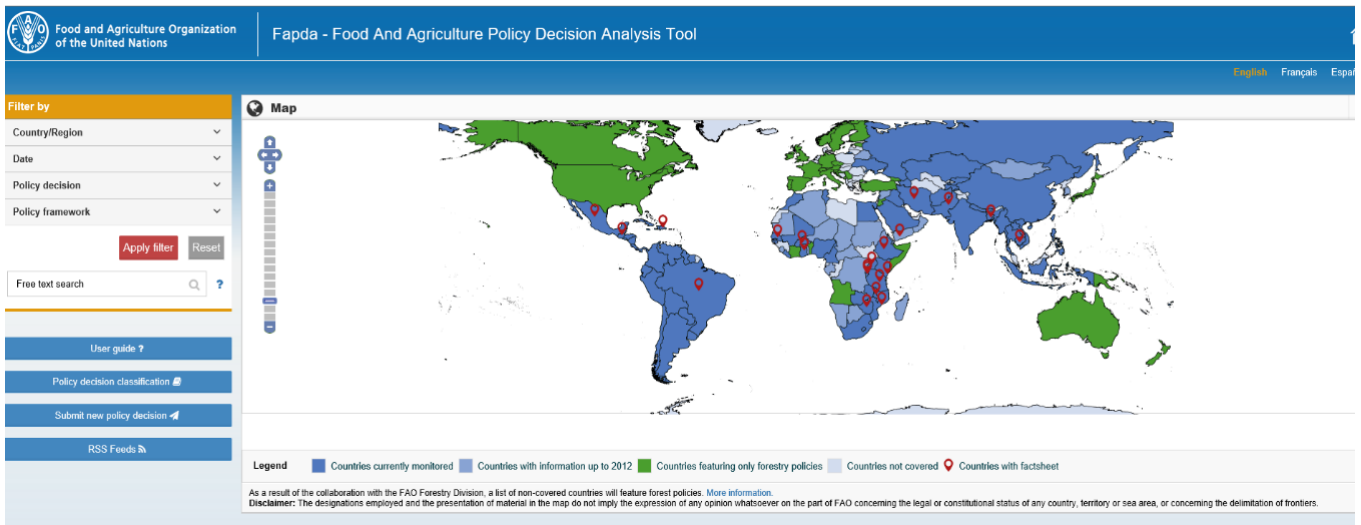


### 3. FEATURES

In addition to the search and retrieval of policy decisions/frameworks information, the FAPDA tool has additional features.

#### 3.1 Map and country policy fact sheets

The map shows the countries currently covered, countries with information up to 2012, countries featuring only forestry policies and the countries not covered by FAPDA, as indicated in the legend below the map. The map also highlights by the icon  the countries for which a **fact sheet** on recent food and agriculture policy trends is available. **Country policy fact sheets** synthesize national food security and nutrition policy frameworks and highlight trends in key national policy decisions.

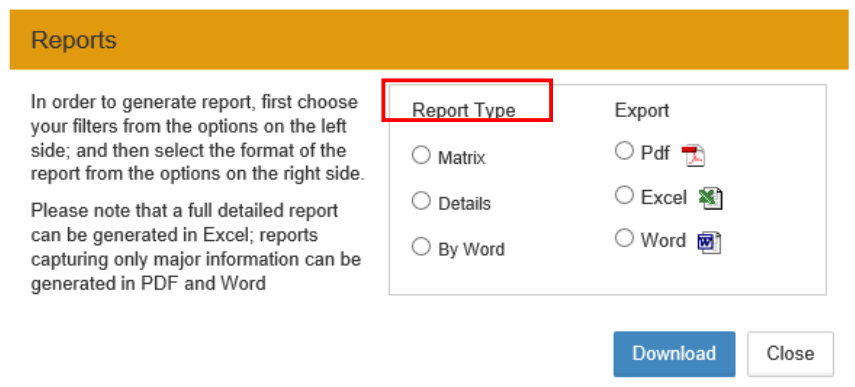


#### 3.2 Generate and download reports

The FAPDA tool can generate different types of ad hoc reports based on search results. By clicking on the Download Data button at the top right of the policy decisions panel, it is possible to select the type and format of the report to download.

The FAPDA tool can generate the following types of report:

- By Matrix (for each sub-category of the FAPDA policy classification);
- By Details (report with full descriptions);
- By Word (key word will be highlighted, when using free text search).



### 3.3 Additional features

#### User Guide:

FAPDA Tool User Guide can be downloaded here [www.fao.org/3/a-bc357e.pdf](http://www.fao.org/3/a-bc357e.pdf)

**Policy Decision classification:** Official FAPDA classification of policy decisions facilitates the consultation of the FAPDA tool and it can be downloaded here [www.fao.org/3/a-bc358e.pdf](http://www.fao.org/3/a-bc358e.pdf)

**Submit new policy decision:** FAPDA tool is a public good, and users are invited to submit new policies related to agriculture, food security and nutrition, filling the special form. Decisions submitted through this form undergo validation from the FAPDA team before being published.

**RSS feeds:** Updates on specific countries, regions, RECs and/or latest policies and developments can be obtained by subscribing.

The image shows a screenshot of the FAPDA tool's user interface. At the top, there is a 'Filter by' section with a yellow header. Below this, there are several filter categories: 'Country/Region' (with an upward arrow), 'Region' (with a dropdown menu showing 'Kenya'), 'Country' (with a dropdown menu), and 'REC/Customized Group' (with a dropdown menu). Below these filters, there are buttons for 'Apply filter' (in red) and 'Reset' (in grey). A 'Free text search' input field with a magnifying glass icon and a help icon (?) is also present. Below the filter section, there is a navigation menu with four blue buttons, each with a red border: 'User guide ?' (with a question mark icon), 'Policy decision classification' (with a document icon), 'Submit new policy decision' (with a right-pointing arrow icon), and 'RSS Feeds' (with an RSS icon).

#### CONTACT

##### Food and Agriculture Policy Decision Analysis (FAPDA)

Website - [www.fao.org/in-action/fapda](http://www.fao.org/in-action/fapda)

FAPDA Tool - [www.fao.org/in-action/fapda/tool](http://www.fao.org/in-action/fapda/tool)

Contact: [fapda@fao.org](mailto:fapda@fao.org)