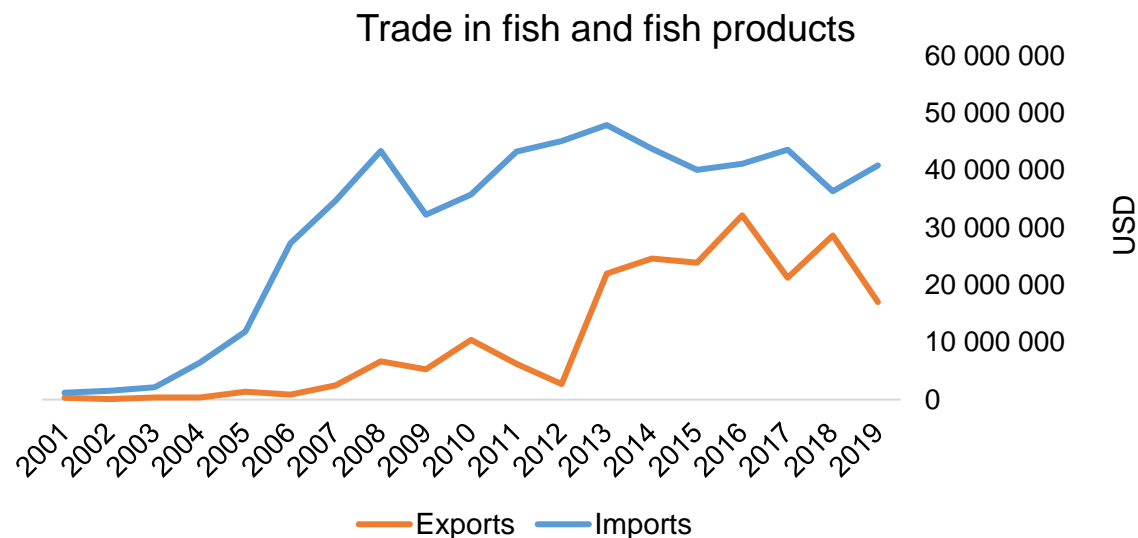




## COUNTRY BRIEF

Population	Ease of doing business rank
3 724 000	7th
Length of coastline	Exclusive economic zone
376 km	18 876 km <sup>2</sup>
Average GDP growth	GDP per capita
9.80%	USD 4 373



GDP from fisheries

N/A

Fish available for consumption

8.9 kg/capita

Imports of fish and fish products - 2019

USD 40 879 330

Agricultural GDP from fisheries

N/A

Fisheries and aquaculture production

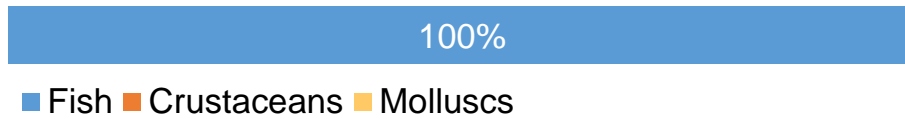
Total	254 204 tonnes
Fisheries	99%
Aquaculture	1%

Exports of fish and fish products - 2019

USD 17 050 660

## Production and Trade Breakdown

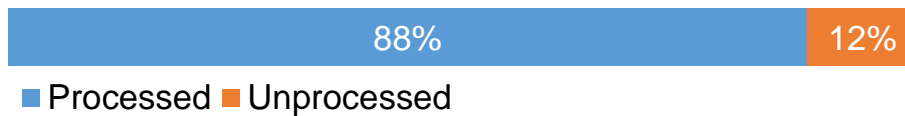
### Production by volume



### Imports by value



### Exports by value



## Production - Top 10 Species (Volume)

Rank	Species	Volume (Tonnes)
1 <sup>st</sup>	European anchovy	89 813
2 <sup>nd</sup>	Jack and horse mackerels nei	69 900
3 <sup>rd</sup>	Atlantic chub mackerel	49 300
4 <sup>th</sup>	Sardinellas nei	13 400
5 <sup>th</sup>	Marine fishes nei	12 858
6 <sup>th</sup>	European pilchard (Sardine)	10 311
7 <sup>th</sup>	Mullets nei	2 000
8 <sup>th</sup>	Hakes nei	1 600
9 <sup>th</sup>	Rainbow trout	1 322
10 <sup>th</sup>	Porgies, seabreams nei	1 293

## Imports - Top 10 Products (Value)

			USD
1 <sup>st</sup>	Mackerel	frozen; excluding fillets, livers and roes HS 0303.54	8 966 330
2 <sup>nd</sup>	Fish, other than species in 0303	frozen; excluding fillets, livers and roes HS 0303.89	4 439 580
3 <sup>rd</sup>	Hake	frozen; excluding fillets, livers and roes HS 0303.66	3 862 960
4 <sup>th</sup>	Atlantic, Danube salmon	frozen; excluding fillets, livers and roes HS 0303.13	2 565 910
5 <sup>th</sup>	Sardines, sardinella, brisling or sprats	prepared or preserved; whole or in pieces HS 1604.13	2 167 750
6 <sup>th</sup>	Pacific salmon	frozen; excluding fillets, livers and roes HS 0303.12	2 036 410
7 <sup>th</sup>	Fish, other than species in 0302	fresh or chilled; excluding fillets, livers and roes HS 0302.89	1 014 240
8 <sup>th</sup>	Pacific, Atlantic, Danube salmon	frozen fillets HS 0304.81	1 005 980
9 <sup>th</sup>	Herrings	frozen; excluding fillets, livers and roes HS 0303.51	990 150
10 <sup>th</sup>	Caviar substitutes	prepared from fish eggs HS 1604.32	988 660

## Exports - Top 10 Products (Value)


			USD
1 <sup>st</sup>	Flours, meals, pellets. Unfit for human consumption	from fish or aquatic invertebrates HS 2301.20	9 802 990
2 <sup>nd</sup>	Fish fats or oils and fractions thereof	not chemically modified or from fish-livers HS 1504.20	5 077 080
3 <sup>rd</sup>	Trout	frozen; excluding fillets, livers and roes HS 0303.14	495 630
4 <sup>th</sup>	Anchovies	fresh or chilled; excluding fillets, livers and roes HS 0302.42	459 570
5 <sup>th</sup>	Mackerel	frozen; excluding fillets, livers and roes HS 0303.54	266 280
6 <sup>th</sup>	Trout	fresh or chilled; excluding fillets, livers and roes HS 0302.11	235 800
7 <sup>th</sup>	Atlantic, Danube salmon	frozen; excluding fillets, livers and roes HS 0303.13	203 680
8 <sup>th</sup>	Salmonidae	fresh or chilled; excluding fillets, livers and roes HS 0302.19	140 920
9 <sup>th</sup>	Fish, other than species in 0302	fresh or chilled; excluding fillets, livers and roes HS 0302.89	64 290
10 <sup>th</sup>	Hake	frozen; excluding fillets, livers and roes HS 0303.66	60 440

Established in 1984, GLOBEFISH is a multi-donor funded project in the Fisheries Division of the Food and Agriculture Organization of the United Nations (FAO), responsible for providing up-to-date market and trade information on fish and fish products.

[Visit our website](#)

[Subscribe to our newsletter](#) or [email us](#)

## Recent Publications



### [Globefish Highlights](#)

Our flagship publication, focused on prices and analysis of market trends covering a variety of major commodities. Released quarterly.



### [Chinese Fish Price Report](#)

Comprehensive coverage of Chinese price trends, market information for commercially significant species, along with industry news and policy updates. Released quarterly.



### [European Price Report](#)

Market and price analysis for fish and fish products in the European market. Released monthly.



This is the second edition of the GLOBEFISH Market Profiles produced for this country, and was made at the beginning of 2022.

These profiles are based on nationally reported data or information published by international agencies. As the profile is intended to reflect the most up to date information available, reporting years may vary between sections and commodities.

The designations employed and the presentation of material in this information product do not imply the expression of any opinion whatsoever on the part of FAO concerning the legal or constitutional status of any country, territory or sea area, or the delimitation of frontiers or boundaries.

The data herein presented is compiled by FAO staff at the time of its production, "as is" and "as available", and every effort is made to ensure, but not guarantee, their timeliness, accuracy and completeness. FAO assumes no responsibility for errors and omissions in the data provided. Users are, however, kindly asked to report any errors or deficiencies in this product to FAO GLOBEFISH ([globefish@fao.org](mailto:globefish@fao.org)).

### **Please note**

Re-exports and re-imports are not included.

The term N/A has been used to indicate that information was not found in the indicated sources. The classification of fish and fish products as either processed or unprocessed is very broad, and is intended for indicative purposes only.

### [HS codes for fish and fish products](#)

International trade codes for fish and fish products in a user friendly format.



Sources and time periods:

-Fishing and aquaculture production (2019):  
FAO's [Global Fishery and Aquaculture Production Statistics](#)

-Fish available for consumption (2017):  
FAO's [Fishery and Aquaculture Statistics 2019](#)

-Population (2019), GDP Growth (2015-2019), GDP per Capita (2019):  
IMF's [World Economic Outlook Databases](#)

-Imports, Exports and Share of Trade (2000-2019):  
FAO's [Global Fishery and Aquaculture Commodities Statistics](#)

-GDP, GDP from fisheries, GDP from agriculture (2019):  
World Bank's [World Development Indicators](#),  
OECD's [National Accounts Statistics](#) or  
UNSD's [National Accounts](#)

-Ease of doing business (2019):  
World Bank's [Ease of Doing Business](#) ranking

-Length of Coastline, Exclusive Economic Zone, Exclusive Fishing Zone (2003):  
UNEP's [Global Environment Outlook](#)

### [GLOBEFISH](#)

Explore more market information on the GLOBEFISH website



### [GLOBEFISH on ISSUU](#)

Read GLOBEFISH publications on ISSUU

