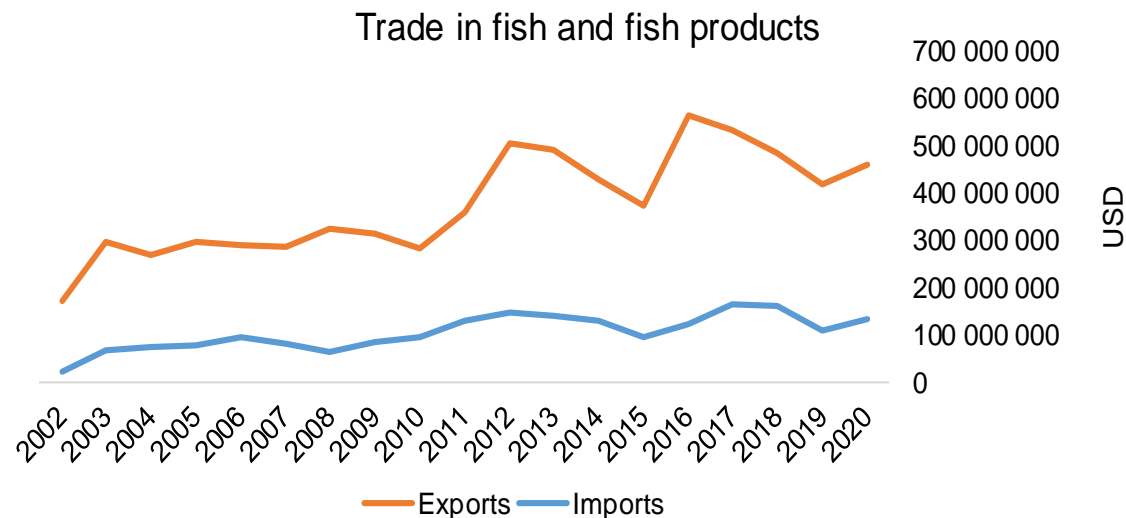




COUNTRY BRIEF

Population	Ease of doing business rank
97 000	100th
Length of coastline	Exclusive economic zone
747 km	1 288 640 km ²
Average GDP growth	GDP per capita
3.00%	USD 13 000



GDP from fisheries

0.90%

Fish available for consumption

57.9 kg/capita

Imports of fish and fish products - 2020

USD 135 599 530

Agricultural GDP from fisheries

38.10%

Fisheries and aquaculture production

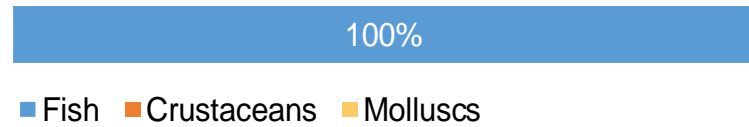
Total	132 416 tonnes
Fisheries	100%
Aquaculture	0%

Exports of fish and fish products - 2020

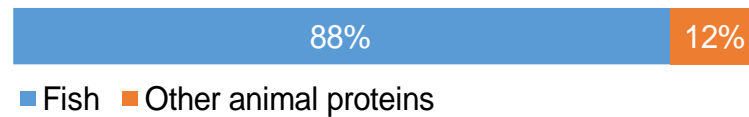
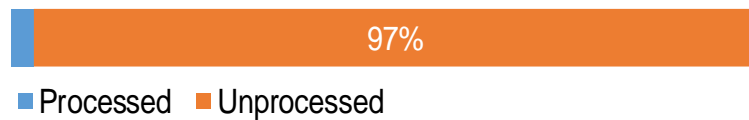
USD 462 554 410

Production and Trade Breakdown

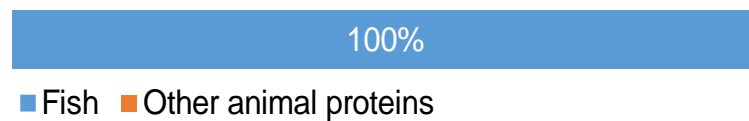
Production by volume



Imports by value



Exports by value



Production - Top 10 Species (Volume)

Rank	Species	Volume (Tonnes)
1 st	Skipjack tuna	75 486
2 nd	Yellowfin tuna	38 250
3 rd	Bigeye tuna	12 058
4 th	Swordfish	1 670
5 th	Albacore	847
6 th	Marine fishes nei	669
7 th	Blue shark	660
8 th	Carangids nei	557
9 th	Blue marlin	463
10 th	Tuna-like fishes nei	325

Imports - Top 10 Products (Value)

			USD
1 st	Tunas	frozen; excluding fillets, livers and roes HS 0303.49	127 079 180
2 nd	Tunas, skipjack, bonito	prepared or preserved; whole or in pieces HS 1604.14	2 471 690
3 rd	Shrimps, prawns	frozen HS 0306.17	1 750 370
4 th	Lobsters	frozen HS 0306.12	681 790
5 th	Squid, cuttlefish	frozen HS 0307.43	653 060
6 th	Shrimps, prawns	dried, smoked, salted or in brine HS 0306.95	298 980
7 th	Pacific, Atlantic, Danube salmon	smoked, including fillets HS 0305.41	257 890
8 th	Crabs	frozen HS 0306.14	242 510
9 th	Mussels	frozen HS 0307.32	199 090
10 th	Squid, cuttlefish	live, fresh or chilled HS 0307.42	169 490

Exports - Top 10 Products (Value)

			USD
1 st	Tunas, skipjack, bonito	prepared or preserved; whole or in pieces HS 1604.14	252 326 980
2 nd	Skipjack, stripe-bellied bonito	frozen; excluding fillets, livers and roes HS 0303.43	90 237 790
3 rd	Yellowfin tunas	frozen; excluding fillets, livers and roes HS 0303.42	88 446 290
4 th	Flours, meals, pellets. Unfit for human consumption	from fish or aquatic invertebrates HS 2301.20	8 971 470
5 th	Fish	frozen; excluding fillets, livers and roes HS 0303.69	7 776 760
6 th	Sea cucumbers	dried, smoked, salted or in brine or smoked HS 0308.19	5 007 450
7 th	Fish fats or oils and fractions thereof	not chemically modified or from fish-livers HS 1504.20	4 430 020
8 th	Tunas	frozen; excluding fillets, livers and roes HS 0303.49	4 044 790
9 th	Fish, other than species in 0303	frozen; excluding fillets, livers and roes HS 0303.89	356 760
10 th	Yellowfin tunas	fresh or chilled; excluding fillets, livers and roes HS 0302.32	286 530

A GLOBEFISH Product

Information, Disclaimer


Sources

Established in 1984, GLOBEFISH is a multi-donor funded project in the Fisheries Division of the Food and Agriculture Organization of the United Nations (FAO), responsible for providing up-to-date market and trade information on fish and fish products.

[Visit our website](#)

[Subscribe to our newsletter](#) or [email us](#)

Recent Publications



[Globefish Highlights](#)

Our flagship publication, focused on prices and analysis of market trends covering a variety of major commodities. Released quarterly.



[Chinese Fish Price Report](#)

Comprehensive coverage of Chinese price trends, market information for commercially significant species, along with industry news and policy updates. Released quarterly.



[European Price Report](#)

Market and price analysis for fish and fish products in the European market. Released monthly.



This is the second edition of the GLOBEFISH Market Profiles produced for this country, and was made at the beginning of 2023.

These profiles are based on nationally reported data or information published by international agencies. As the profile is intended to reflect the most up to date information available, reporting years may vary between sections and commodities.

The designations employed and the presentation of material in this information product do not imply the expression of any opinion whatsoever on the part of FAO concerning the legal or constitutional status of any country, territory or sea area, or the delimitation of frontiers or boundaries.

The data herein presented is compiled by FAO staff at the time of its production, "as is" and "as available", and every effort is made to ensure, but not guarantee, their timeliness, accuracy and completeness. FAO assumes no responsibility for errors and omissions in the data provided. Users are, however, kindly asked to report any errors or deficiencies in this product to FAO GLOBEFISH (globefish@fao.org).

Please note

Re-exports and re-imports are not included. The term N/A has been used to indicate that information was not found in the indicated sources. The classification of fish and fish products as either processed or unprocessed is very broad and is intended for indicative purposes only.

[HS codes for fish and fish products](#)

International trade codes for fish and fish products in a user friendly format.



Sources and time periods:

-Fishing and aquaculture production (2020):
FAO's [Global Fishery and Aquaculture Production Statistics](#)

-Fish available for consumption (2017):
FAO's [Fishery and Aquaculture Statistics 2019](#)

-Population (2020), GDP Growth (2016-2020), GDP per Capita (2020):
IMF's [World Economic Outlook Databases](#)

-Imports, Exports and Share of Trade (2020):
FAO's [Global Fishery and Aquaculture Commodities Statistics](#)

-GDP, GDP from fisheries, GDP from agriculture (2020):
World Bank's [World Development Indicators](#),
OECD's [National Accounts Statistics](#) or
UNSD's [National Accounts](#)

-Ease of doing business (2020):
World Bank's [Ease of Doing Business](#) ranking

-Length of Coastline, Exclusive Economic Zone, Exclusive Fishing Zone (2003):
UNEP's [Global Environment Outlook](#)

[GLOBEFISH](#)

Explore more market information on the GLOBEFISH website



[European Price Dashboard](#)

Hundreds of prices, updated every Monday

