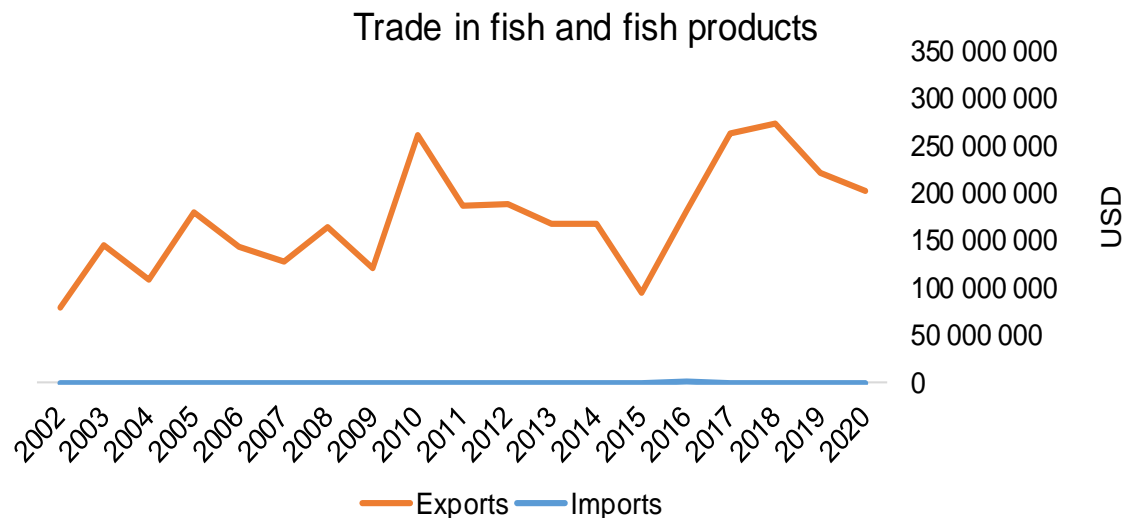




COUNTRY BRIEF

Population	Ease of doing business rank
N/A	N/A
Length of coastline	EEZ/EFZ
N/A	N/A
Average GDP growth	GDP per capita
N/A	N/A



GDP from fisheries

N/A

Fish available for consumption

N/A

Imports of fish and fish products - 2020

USD 267 040

Agricultural GDP from fisheries

N/A

Fisheries and aquaculture production

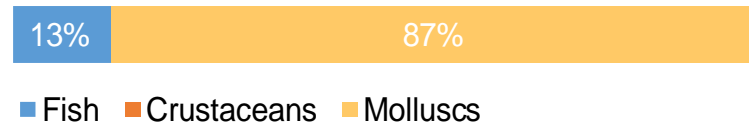
Total	65 978 tonnes
Fisheries	100%
Aquaculture	0%

Exports of fish and fish products - 2020

USD 203 523 000

Production and Trade Breakdown

Production by volume



Imports by value



Exports by value



Production - Top 10 Species (Volume)

Rank	Species	Volume (Tonnes)
1 st	Patagonian squid	56 427
2 nd	Argentine hake	4 300
3 rd	Patagonian grenadier	1 531
4 th	Patagonian toothfish	1 092
5 th	Longtail Southern cod	519
6 th	Argentine shortfin squid	514
7 th	Jellyfishes nei	340
8 th	Tadpole codling	292
9 th	Rays, stingrays, mantas nei	263
10 th	Pink cusk-eel	158

Imports - Top 10 Products (Value)

			USD
1 st	Fish heads, tails, maws	fresh or chilled; excluding fillets, livers and roes HS 0302.99	124 010
2 nd	Shrimps, prawns	prepared or preserved, in airtight containers HS 1605.29	46 070
3 rd	Fish, other than species in 1604	prepared or preserved; whole or in pieces HS 1604.19	30 690
4 th	Pacific salmon	frozen; excluding fillets, livers and roes HS 0303.12	14 900
5 th	Fish, other than species in 0303	frozen; excluding fillets, livers and roes HS 0303.89	14 670
6 th	Fish, other than species in 0304	frozen meat; excluding fillets, livers and roes HS 0304.99	12 380
7 th	Shrimps, prawns	frozen HS 0306.17	8 110
8 th	Yellowfin tunas	frozen; excluding fillets, livers and roes HS 0303.42	3 990
9 th	Fish	prepared or preserved HS 1604.20	3 930
10 th	Cod	frozen fillets HS 0304.71	2 820

Exports - Top 10 Products (Value)


			USD
1 st	Squid, cuttlefish	frozen HS 0307.43	181 755 000
2 nd	Toothfish	frozen; excluding fillets, livers and roes HS 0303.83	15 765 000
3 rd	Hake	frozen; excluding fillets, livers and roes HS 0303.66	4 163 000
4 th	Fish, other than species in 0303	frozen; excluding fillets, livers and roes HS 0303.89	1 830 000
5 th	Blue whittings	frozen; excluding fillets, livers and roes HS 0303.68	10 000

Established in 1984, GLOBEFISH is a multi-donor funded project in the Fisheries Division of the Food and Agriculture Organization of the United Nations (FAO), responsible for providing up-to-date market and trade information on fish and fish products.

[Visit our website](#)

[Subscribe to our newsletter](#) or [email us](#)

Recent Publications



[Globefish Highlights](#)

Our flagship publication, focused on prices and analysis of market trends covering a variety of major commodities. Released quarterly.



[Chinese Fish Price Report](#)

Comprehensive coverage of Chinese price trends, market information for commercially significant species, along with industry news and policy updates. Released quarterly.



[European Price Report](#)

Market and price analysis for fish and fish products in the European market. Released monthly.



This is the second edition of the GLOBEFISH Market Profiles produced for this country, and was made at the beginning of 2023.

These profiles are based on nationally reported data or information published by international agencies. As the profile is intended to reflect the most up to date information available, reporting years may vary between sections and commodities.

The designations employed and the presentation of material in this information product do not imply the expression of any opinion whatsoever on the part of FAO concerning the legal or constitutional status of any country, territory or sea area, or the delimitation of frontiers or boundaries.

The data herein presented is compiled by FAO staff at the time of its production, "as is" and "as available", and every effort is made to ensure, but not guarantee, their timeliness, accuracy and completeness. FAO assumes no responsibility for errors and omissions in the data provided. Users are, however, kindly asked to report any errors or deficiencies in this product to FAO GLOBEFISH (globefish@fao.org).

Please note

Re-exports and re-imports are not included. The term N/A has been used to indicate that information was not found in the indicated sources. The classification of fish and fish products as either processed or unprocessed is very broad and is intended for indicative purposes only.

[HS codes for fish and fish products](#)

International trade codes for fish and fish products in a user friendly format.



Sources and time periods:

-Fishing and aquaculture production (2020):
FAO's [Global Fishery and Aquaculture Production Statistics](#)

-Fish available for consumption (2017):
FAO's [Fishery and Aquaculture Statistics 2019](#)

-Population (2020), GDP Growth (2016-2020), GDP per Capita (2020):
IMF's [World Economic Outlook Databases](#)

-Imports, Exports and Share of Trade (2020):
FAO's [Global Fishery and Aquaculture Commodities Statistics](#)

-GDP, GDP from fisheries, GDP from agriculture (2020):
World Bank's [World Development Indicators](#),
OECD's [National Accounts Statistics](#) or
UNSD's [National Accounts](#)

-Ease of doing business (2020):
World Bank's [Ease of Doing Business](#) ranking

-Length of Coastline, Exclusive Economic Zone, Exclusive Fishing Zone (2003):
UNEP's [Global Environment Outlook](#)

[GLOBEFISH](#)

Explore more market information on the GLOBEFISH website



[European Price Dashboard](#)

Hundreds of prices, updated every Monday

