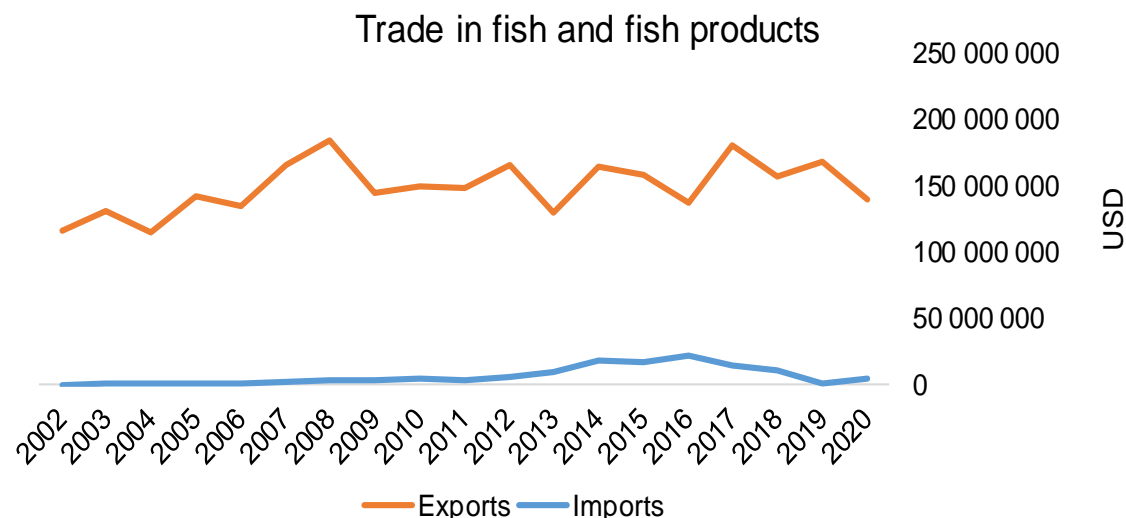




COUNTRY BRIEF

Population	Ease of doing business rank
58 001 000	141st
Length of coastline	Exclusive economic zone
3 461 km	204 294 km ²
Average GDP growth	GDP per capita
8.21%	USD 1 100



GDP from fisheries

N/A

Fish available for consumption

N/A

Imports of fish and fish products - 2020

USD 4 112 470

Agricultural GDP from fisheries

N/A

Fisheries and aquaculture production

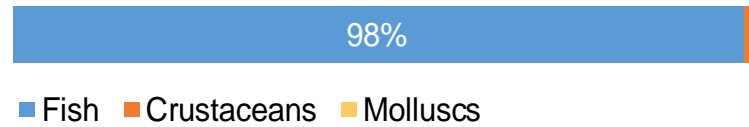
Total	485 847 tonnes
Fisheries	96%
Aquaculture	4%

Exports of fish and fish products - 2020


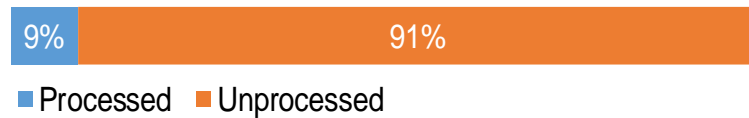
USD 139 743 750

Production and Trade Breakdown

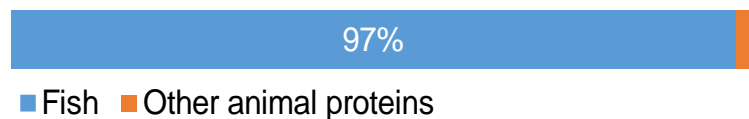
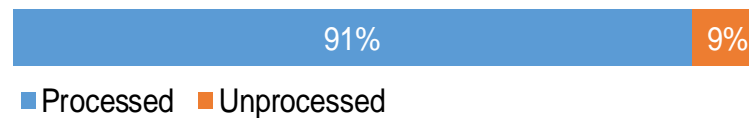
Production by volume



Imports by value



Exports by value



Production - Top 10 Species (Volume)

Rank	Species	Volume (Tonnes)
1 st	Silver cyprinid	124 119
2 nd	Nile perch	93 036
3 rd	Dagaas (Kapenta)	55 399
4 th	Freshwater fishes nei	43 754
5 th	freshwater perches nei	35 227
6 th	Mouthbrooding cichlids	34 700
7 th	Nile tilapia	16 371
8 th	Tilapias nei	15 963
9 th	Sardinellas nei	8 054
10 th	Sharks, rays, skates, etc. nei	6 460

Imports - Top 10 Products (Value)

			USD
1 st	Mackerel	frozen; excluding fillets, livers and roes HS 0303.54	3 681 000
2 nd	Fish, other than species in 0304.5	fresh or chilled meat; excluding fillets, livers, roes HS 0304.59	241 060
3 rd	Pacific, Atlantic, Danube salmon	frozen fillets HS 0304.81	37 680
4 th	Fish	frozen; excluding fillets, livers and roes HS 0303.69	33 300
5 th	Fish	fresh or chilled fillets HS 0304.49	17 120
6 th	Pacific, Atlantic, Danube salmon	smoked, including fillets HS 0305.41	14 080
7 th	Fish, other than species in 0303	frozen; excluding fillets, livers and roes HS 0303.89	12 350
8 th	Tunas, skipjack, bonito	prepared or preserved; whole or in pieces HS 1604.14	11 260
9 th	Aquatic invertebrates, other than species in 03	includes derivative flours, meals, pellets HS 0308.90	8 700
10 th	Fish, other than species in 0304.7	frozen fillets HS 0304.79	8 120

Exports - Top 10 Products (Value)


			USD
1 st	Fish heads, tails, maws	dried, smoked, salted or in brine HS 0305.72	51 416 530
2 nd	Fish, other than species in 0304	frozen fillets HS 0304.89	33 718 140
3 rd	Fish	fresh or chilled fillets HS 0304.49	27 975 160
4 th	Fish, other than species in 0304	frozen meat; excluding fillets, livers and roes HS 0304.99	5 665 970
5 th	Crabs	live, fresh or chilled HS 0306.33	4 781 300
6 th	Fish, other than species in 0305	salted or in brine, not dried or smoked HS 0305.69	4 634 510
7 th	Fish	dried, whether or not salted; not smoked HS 0305.59	2 047 460
8 th	Lobsters	live, fresh or chilled HS 0306.32	1 932 590
9 th	Shrimps, prawns	frozen HS 0306.17	1 887 550
10 th	Octopus	frozen HS 0307.52	1 654 270

Established in 1984, GLOBEFISH is a multi-donor funded project in the Fisheries Division of the Food and Agriculture Organization of the United Nations (FAO), responsible for providing up-to-date market and trade information on fish and fish products.

[Visit our website](#)

[Subscribe to our newsletter](#) or [email us](#)

Recent Publications



[Globefish Highlights](#)

Our flagship publication, focused on prices and analysis of market trends covering a variety of major commodities. Released quarterly.



[Chinese Fish Price Report](#)

Comprehensive coverage of Chinese price trends, market information for commercially significant species, along with industry news and policy updates. Released quarterly.



[European Price Report](#)

Market and price analysis for fish and fish products in the European market. Released monthly.



This is the second edition of the GLOBEFISH Market Profiles produced for this country, and was made at the beginning of 2023.

These profiles are based on nationally reported data or information published by international agencies. As the profile is intended to reflect the most up to date information available, reporting years may vary between sections and commodities.

The designations employed and the presentation of material in this information product do not imply the expression of any opinion whatsoever on the part of FAO concerning the legal or constitutional status of any country, territory or sea area, or the delimitation of frontiers or boundaries.

The data herein presented is compiled by FAO staff at the time of its production, "as is" and "as available", and every effort is made to ensure, but not guarantee, their timeliness, accuracy and completeness. FAO assumes no responsibility for errors and omissions in the data provided. Users are, however, kindly asked to report any errors or deficiencies in this product to FAO GLOBEFISH (globefish@fao.org).

Please note

Re-exports and re-imports are not included. The term N/A has been used to indicate that information was not found in the indicated sources. The classification of fish and fish products as either processed or unprocessed is very broad and is intended for indicative purposes only.

[HS codes for fish and fish products](#)

International trade codes for fish and fish products in a user friendly format.



Sources and time periods:

-Fishing and aquaculture production (2020):
FAO's [Global Fishery and Aquaculture Production Statistics](#)

-Fish available for consumption (2017):
FAO's [Fishery and Aquaculture Statistics 2019](#)

-Population (2020), GDP Growth (2016-2020), GDP per Capita (2020):
IMF's [World Economic Outlook Databases](#)

-Imports, Exports and Share of Trade (2020):
FAO's [Global Fishery and Aquaculture Commodities Statistics](#)

-GDP, GDP from fisheries, GDP from agriculture (2020):
World Bank's [World Development Indicators](#),
OECD's [National Accounts Statistics](#) or
UNSD's [National Accounts](#)

-Ease of doing business (2020):
World Bank's [Ease of Doing Business](#) ranking

-Length of Coastline, Exclusive Economic Zone, Exclusive Fishing Zone (2003):
UNEP's [Global Environment Outlook](#)

[GLOBEFISH](#)

Explore more market information on the GLOBEFISH website



[European Price Dashboard](#)

Hundreds of prices, updated every Monday

