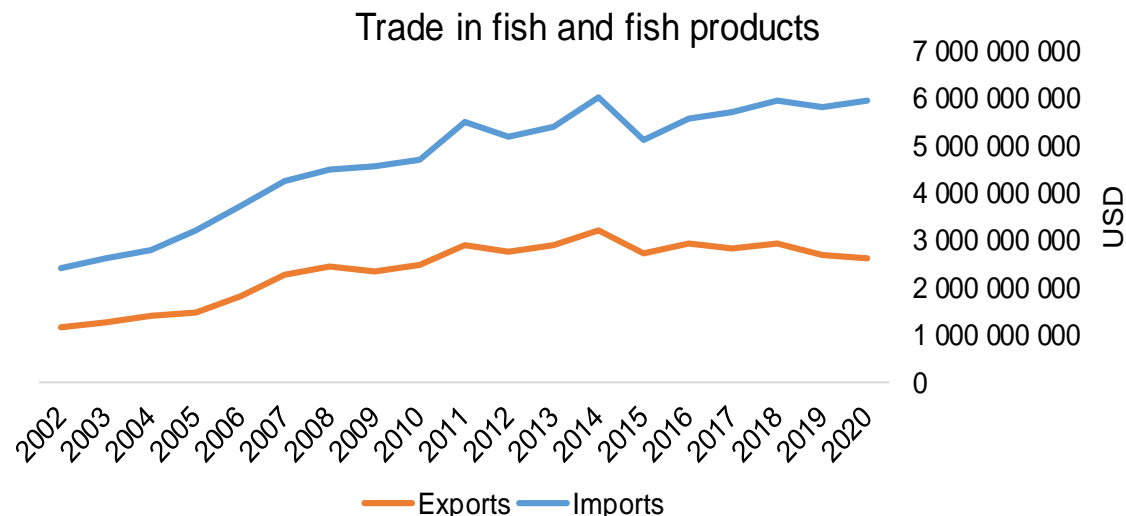




COUNTRY BRIEF

Population	Ease of doing business rank
83 161 000	22nd
Length of coastline	Exclusive economic zone
3 624 km	37 438 km ²
Average GDP growth	GDP per capita
2.12%	USD 46 700



GDP from fisheries

0.01%

Fish available for consumption

12.8 kg/capita

Imports of fish and fish products - 2020

USD 5 960 080 940

Agricultural GDP from fisheries

1.08%

Fisheries and aquaculture production

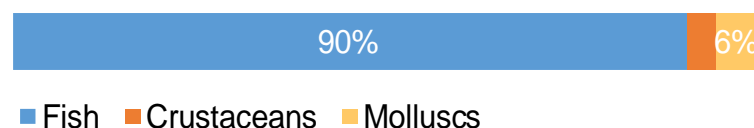
Total	244 353 tonnes
Fisheries	87%
Aquaculture	13%

Exports of fish and fish products - 2020


USD 2 636 841 350

Production and Trade Breakdown

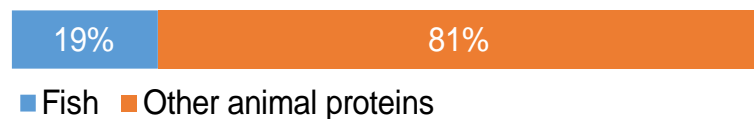

Production by volume



Imports by value



Exports by value



Production - Top 10 Species (Volume)

Rank	Species	Volume (Tonnes)
1 st	Blue whiting (Poutassou)	41 467
2 nd	Atlantic herring	35 152
3 rd	Atlantic mackerel	24 550
4 th	European sprat	18 789
5 th	Freshwater fishes nei	15 346
6 th	Blue mussel	13 490
7 th	Atlantic cod	11 507
8 th	European pilchard (Sardine)	11 466
9 th	Common shrimp	9 048
10 th	Saithe (Pollock)	8 421

Imports - Top 10 Products (Value)

			USD
1 st	Pacific, Atlantic, Danube salmon	smoked, including fillets HS 0305.41	538 464 060
2 nd	Alaska Pollack	frozen fillets HS 0304.75	475 519 110
3 rd	Tunas, skipjack, bonito	prepared or preserved; whole or in pieces HS 1604.14	472 685 180
4 th	Shrimps, prawns	frozen HS 0306.17	368 596 170
5 th	Atlantic, Danube salmon	fresh or chilled; excluding fillets, livers and roes HS 0302.14	361 485 490
6 th	Pacific, Atlantic, Danube salmon	frozen fillets HS 0304.81	318 344 080
7 th	Trout	smoked, including fillets HS 0305.43	295 215 230
8 th	Pacific, Atlantic, Danube salmon	fresh or chilled fillets HS 0304.41	249 354 870
9 th	Salmon	prepared or preserved; whole or in pieces HS 1604.11	242 870 500
10 th	Fish, other than species in 1604	prepared or preserved; whole or in pieces HS 1604.19	212 849 100

Exports - Top 10 Products (Value)

			USD
1 st	Fish, other than species in 1604	prepared or preserved; whole or in pieces HS 1604.19	484 373 630
2 nd	Pacific, Atlantic, Danube salmon	smoked, including fillets HS 0305.41	238 037 530
3 rd	Cod	frozen fillets HS 0304.71	132 765 240
4 th	Flours, meals, pellets. Unfit for human consumption	from fish or aquatic invertebrates HS 2301.20	130 783 150
5 th	Alaska Pollack	frozen fillets HS 0304.75	113 585 770
6 th	Pacific, Atlantic, Danube salmon	frozen fillets HS 0304.81	108 816 680
7 th	Pacific, Atlantic, Danube salmon	fresh or chilled fillets HS 0304.41	76 138 690
8 th	Fish	prepared or preserved HS 1604.20	69 010 470
9 th	Shrimps, prawns	frozen HS 0306.17	68 486 510
10 th	Herrings	prepared or preserved; whole or in pieces HS 1604.12	66 314 370

A GLOBEFISH Product

Information, Disclaimer


Sources

Established in 1984, GLOBEFISH is a multi-donor funded project in the Fisheries Division of the Food and Agriculture Organization of the United Nations (FAO), responsible for providing up-to-date market and trade information on fish and fish products.

[Visit our website](#)

[Subscribe to our newsletter](#) or [email us](#)

Recent Publications



[Globefish Highlights](#)

Our flagship publication, focused on prices and analysis of market trends covering a variety of major commodities. Released quarterly.



[Chinese Fish Price Report](#)

Comprehensive coverage of Chinese price trends, market information for commercially significant species, along with industry news and policy updates. Released quarterly.



[European Price Report](#)

Market and price analysis for fish and fish products in the European market. Released monthly.



This is the second edition of the GLOBEFISH Market Profiles produced for this country, and was made at the beginning of 2023.

These profiles are based on nationally reported data or information published by international agencies. As the profile is intended to reflect the most up to date information available, reporting years may vary between sections and commodities.

The designations employed and the presentation of material in this information product do not imply the expression of any opinion whatsoever on the part of FAO concerning the legal or constitutional status of any country, territory or sea area, or the delimitation of frontiers or boundaries.

The data herein presented is compiled by FAO staff at the time of its production, "as is" and "as available", and every effort is made to ensure, but not guarantee, their timeliness, accuracy and completeness. FAO assumes no responsibility for errors and omissions in the data provided. Users are, however, kindly asked to report any errors or deficiencies in this product to FAO GLOBEFISH (globefish@fao.org).

Please note

Re-exports and re-imports are not included. The term N/A has been used to indicate that information was not found in the indicated sources. The classification of fish and fish products as either processed or unprocessed is very broad and is intended for indicative purposes only.

[HS codes for fish and fish products](#)

International trade codes for fish and fish products in a user friendly format.



Sources and time periods:

-Fishing and aquaculture production (2020):
FAO's [Global Fishery and Aquaculture Production Statistics](#)

-Fish available for consumption (2017):
FAO's [Fishery and Aquaculture Statistics 2019](#)

-Population (2020), GDP Growth (2016-2020), GDP per Capita (2020):
IMF's [World Economic Outlook Databases](#)

-Imports, Exports and Share of Trade (2020):
FAO's [Global Fishery and Aquaculture Commodities Statistics](#)

-GDP, GDP from fisheries, GDP from agriculture (2020):
World Bank's [World Development Indicators](#),
OECD's [National Accounts Statistics](#) or
UNSD's [National Accounts](#)

-Ease of doing business (2020):
World Bank's [Ease of Doing Business](#) ranking

-Length of Coastline, Exclusive Economic Zone, Exclusive Fishing Zone (2003):
UNEP's [Global Environment Outlook](#)

[GLOBEFISH](#)

Explore more market information on the GLOBEFISH website



[European Price Dashboard](#)

Hundreds of prices, updated every Monday

