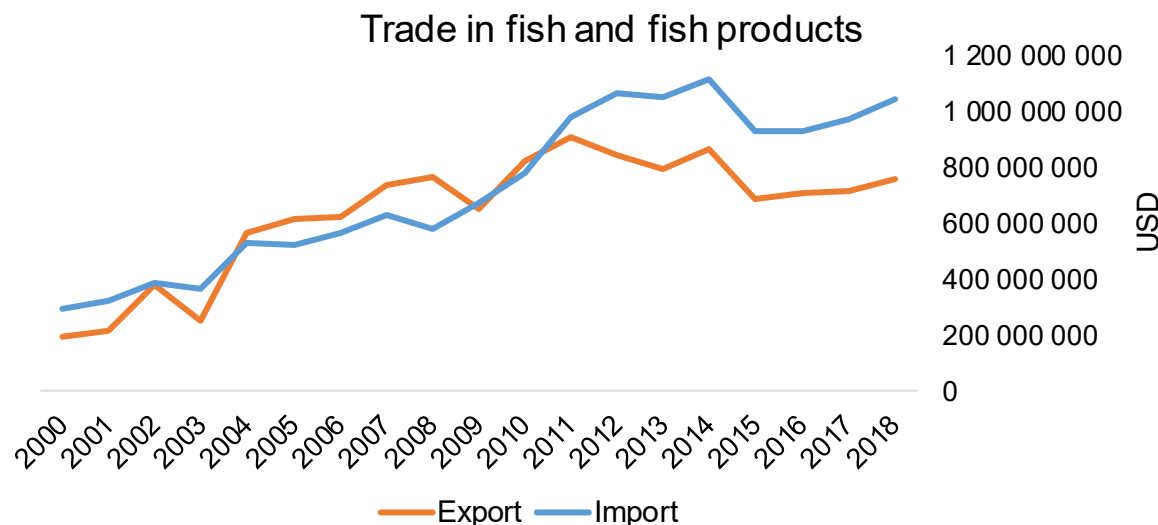




## COUNTRY BRIEF

Population	Ease of doing business rank
31 104 650	13th
Length of coastline	Exclusive economic zone
9 323 km	198 173 km <sup>2</sup>
Average GDP growth	GDP per capita
6.95%	USD 11 373



GDP from fisheries

0.96%

Fish available for consumption

57.8 kg/capita

Imports of fish and fish products - 2018

USD 1 042 176 000

Agricultural GDP from fisheries

12.70%

Fisheries and aquaculture production

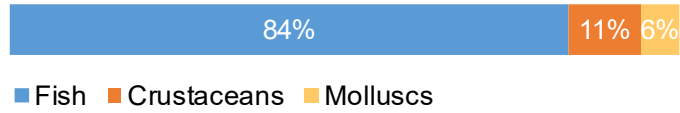
Total	1 676 845 tonnes
Fisheries	87%
Aquaculture	13%

Exports of fish and fish products - 2018


USD 759 000 000

## Production and Trade Breakdown

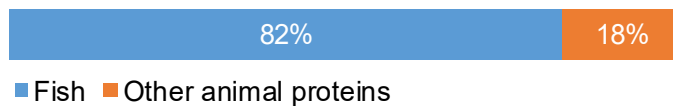
### Production by volume



### Imports by value



### Exports by value



## Production - Top 10 Species (Volume)

Rank	Species	Volume (Tonnes)
1 <sup>st</sup>	Marine fishes nei	314 999
2 <sup>nd</sup>	Mackerels nei	92 521
3 <sup>rd</sup>	Indian scad	84 328
4 <sup>th</sup>	Natantian decapods nei	69 743
5 <sup>th</sup>	Bigeye scad	50 877
6 <sup>th</sup>	Various squids nei	48 830
7 <sup>th</sup>	Indian mackerels nei	48 815
8 <sup>th</sup>	Lizardfishes nei	47 939
9 <sup>th</sup>	Threadfin breams nei	46 021
10 <sup>th</sup>	Sergestid shrimps nei	45 776

## Imports - Top 10 Products (Value)

			USD
1 <sup>st</sup>	Fish, other than species in 0302	fresh or chilled; excluding fillets, livers and roes HS 0302.89	131 506 000
2 <sup>nd</sup>	Fish, other than species in 0303	frozen; excluding fillets, livers and roes HS 0303.89	86 915 000
3 <sup>rd</sup>	Shrimps, prawns	frozen HS 0306.17	67 869 000
4 <sup>th</sup>	Mackerel	frozen; excluding fillets, livers and roes HS 0303.54	52 185 000
5 <sup>th</sup>	Fish, other than species in 0304	frozen meat; excluding fillets, livers and roes HS 0304.99	51 524 000
6 <sup>th</sup>	Squid, cuttlefish	frozen HS 0307.43	43 293 000
7 <sup>th</sup>	Squid, cuttlefish	dried, smoked, salted or in brine HS 0307.49	31 343 000
8 <sup>th</sup>	Abalone	prepared or preserved HS 1605.57	23 220 000
9 <sup>th</sup>	Flours, meals, pellets. Unfit for human consumption	from fish or aquatic invertebrates HS 2301.20	21 506 000
10 <sup>th</sup>	Fish, other than species in 0303.5	frozen; excluding fillets, livers and roes HS 0303.59	21 036 000

## Exports - Top 10 Products (Value)

			USD
1 <sup>st</sup>	Shrimps, prawns	frozen HS 0306.17	189 129 000
2 <sup>nd</sup>	Fish	prepared or preserved HS 1604.20	65 709 000
3 <sup>rd</sup>	Flours, meals, pellets. Unfit for human consumption	from fish or aquatic invertebrates HS 2301.20	51 949 000
4 <sup>th</sup>	Squid, cuttlefish	frozen HS 0307.43	48 220 000
5 <sup>th</sup>	Fish, other than species in 0303	frozen; excluding fillets, livers and roes HS 0303.89	42 634 000
6 <sup>th</sup>	Fish, other than species in 1604	prepared or preserved; whole or in pieces HS 1604.19	37 603 000
7 <sup>th</sup>	Squid, cuttlefish	prepared or preserved HS 1605.54	24 798 000
8 <sup>th</sup>	Shrimps, prawns	live, fresh or chilled HS 0306.36	23 226 000
9 <sup>th</sup>	Fish, other than species in 0304	frozen meat; excluding fillets, livers and roes HS 0304.99	20 405 000
10 <sup>th</sup>	Crabs	live, fresh or chilled HS 0306.33	16 860 000

# A GLOBEFISH Product

# Information, Disclaimer

# Sources

Established in 1984, GLOBEFISH is a multi-donor funded project in the Fisheries Division of the Food and Agriculture Organization of the United Nations (FAO), responsible for providing up-to-date market and trade information on fish and fish products.

[Visit our website](#)


[Subscribe to our newsletter](#) or [email us](#)

## Recent Publications



### [Globefish Highlights, 1/2021](#)

Our flagship publication, focused on prices and analysis of market trends covering a variety of major commodities. Released quarterly.



### [Chinese Fish Price Report, 3/2020](#)

Comprehensive coverage of Chinese price trends, market information for commercially significant species, along with industry news and policy updates. Released quarterly.



### [European Price Report, 4/2021](#)

Market and price analysis for fish and fish products in the European market. Released monthly.



This is the first edition of the GLOBEFISH Market Profiles produced for this country, and was made at the beginning of 2021.

These profiles are based on nationally reported data or information published by international agencies. As the profile is intended to reflect the most up to date information available, reporting years may vary between sections and commodities.

The designations employed and the presentation of material in this information product do not imply the expression of any opinion whatsoever on the part of FAO concerning the legal or constitutional status of any country, territory or sea area, or the delimitation of frontiers or boundaries.

The data herein presented is compiled by FAO staff at the time of its production, "as is" and "as available," and every effort is made to ensure, but not guarantee, their timeliness, accuracy and completeness. FAO assumes no responsibility for errors and omissions in the data provided. Users are, however, kindly asked to report any errors or deficiencies in this product to FAO GLOBEFISH ([globefish@fao.org](mailto:globefish@fao.org)).

### Please note

Re-exports and re-imports are not included.

The term N/A has been used to indicate that information was not found in the indicated sources. The classification of fish and fish products as either processed or unprocessed is very broad, and is intended for indicative purposes only.

### [HS codes for fish and fish products](#)

International trade codes for fish and fish products in a user friendly format.



Sources and time periods:

-Fishing and aquaculture production (2018):  
FAO's [Global Fishery and Aquaculture Production Statistics](#)

-Fish available for consumption (2017):  
FAO's [Fishery and Aquaculture Statistics 2016](#)

-Population (2018), GDP Growth (2013-2018), GDP per Capita (2018):  
IMF's [World Economic Outlook Databases](#)

-Imports, Exports and Share of Trade (2000-2018):  
FAO's [Global Fishery and Aquaculture Commodities Statistics](#)

-GDP, GDP from fisheries, GDP from agriculture (2018):  
World Bank's [World Development Indicators](#),  
OECD's [National Accounts Statistics](#) or  
UNSD's [National Accounts](#)

-Ease of doing business (2018):  
World Bank's [Ease of Doing Business](#) ranking

-Length of Coastline, Exclusive Economic Zone, Exclusive Fishing Zone (2003):  
UNEP's [Global Environment Outlook](#)

### [GLOBEFISH](#)

Explore more market information on the GLOBEFISH website



### [GLOBEFISH on ISSUU](#)

Read GLOBEFISH publications on ISSUU

