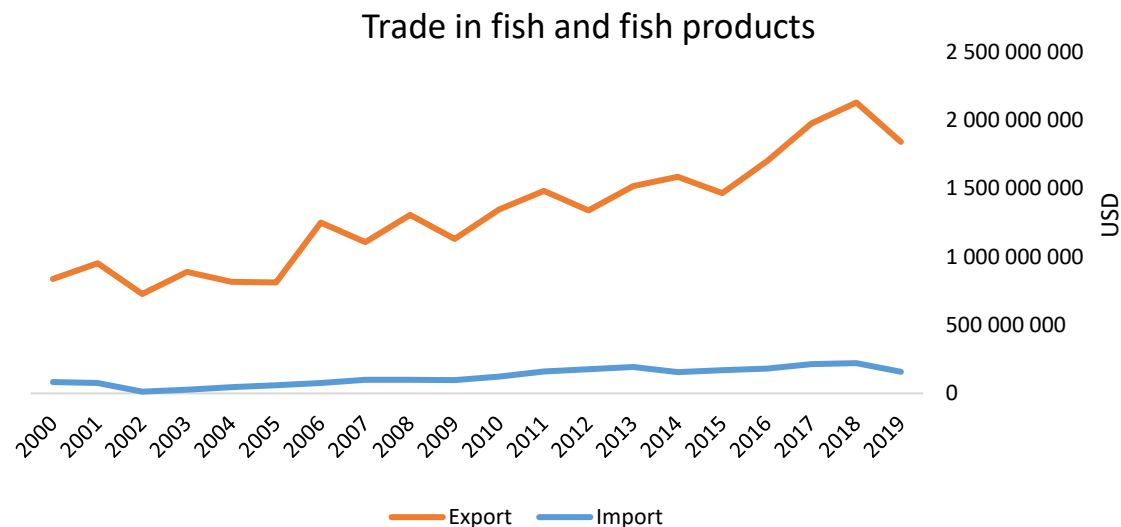




COUNTRY BRIEF

Population	Ease of doing business rank
45 195 777	126th
Length of coastline	Exclusive economic zone
8 397 km	925 362 km ²
Average GDP growth	GDP per capita
NA	USD 11 688



GDP from fisheries

NA

Fish available for consumption

7.1 kg/capita

Imports of fish and fish products, 2019

157 841 496 USD

Agricultural GDP from fisheries

NA

Fishing and aquaculture production

Total	838 592 tonnes
Capture	100%
Aquaculture	0%

Exports of fish and fish products, 2019

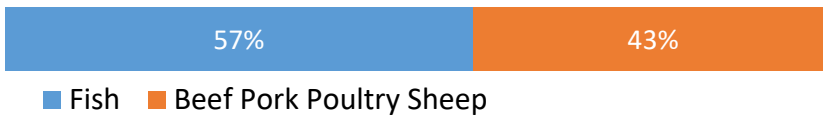
1 753 817 451 USD

Production and Trade Breakdown

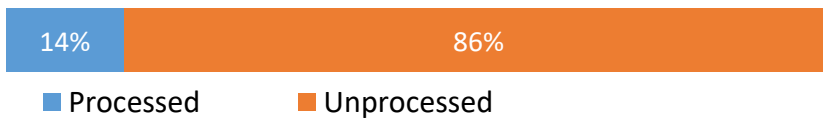
Production by volume



Imports by value



Exports by value



Production - Top 10 Species (Volume) - 2019

Rank	Species	Volume (Tonnes)
1 st	Argentine hake	269 611
2 nd	Argentine red shrimp	254 906
3 rd	Argentine shortfin squid	108 304
4 th	Patagonian grenadier	38 428
5 th	Patagonian scallop	27 390
6 th	Whitemouth croaker	23 869
7 th	Prochilods nei	17 472
8 th	Rays, stingrays, mantas nei	16 728
9 th	Southern blue whiting	11 519
10 th	Stripped weakfish	9 238

Imports - Top 10 Products (Value) - 2019

		USD
1 st	Tunas, skipjack, bonito	55 822 419
	prepared or preserved; whole or in pieces HS 1604.14	
2 nd	Atlantic, Danube salmon	40 567 415
	fresh or chilled; excluding fillets, livers and roes HS 0302.14	
3 rd	Fish	26 378 869
	prepared or preserved HS 1604.20	
4 th	Shrimps, prawns	3 861 863
	frozen HS 0306.17	
5 th	Mussels	3 382 972
	prepared or preserved HS 1605.53	
6 th	Mackerel	3 156 732
	prepared or preserved; whole or in pieces HS 1604.15	
7 th	Octopus	3 147 469
	frozen HS 0307.52	
8 th	Squid, cuttlefish	2 600 826
	frozen HS 0307.43	
9 th	Pacific, Atlantic, Danube salmon	2 365 236
	fresh or chilled fillets HS 0304.41	
10 th	Shrimps, prawns	2 318 594
	prepared or preserved, not in airtight containers HS 1605.21	

Exports - Top 10 Products (Value) - 2019

		USD
1 st	Shrimps, prawns	1 046 580 462
	frozen HS 0306.17	
2 nd	Squid, cuttlefish	208 475 081
	frozen HS 0307.43	
3 rd	Hake	202 834 695
	frozen fillets HS 0304.74	
4 th	Fish, other than species in 0303	89 624 740
	frozen; excluding fillets, livers and roes HS 0303.89	
5 th	Hake	59 493 091
	frozen; excluding fillets, livers and roes HS 0303.66	
6 th	Toothfish	51 001 514
	frozen; excluding fillets, livers and roes HS 0303.83	
7 th	Crabs	26 881 327
	frozen HS 0306.14	
8 th	Fish, other than species in 0304	24 637 124
	frozen fillets HS 0304.89	
9 th	Fish heads, tails, maws	16 123 594
	frozen; excluding fillets, livers and roes HS 0303.99	
10 th	Anchovies	6 578 108
	salted or in brine, not dried or smoked HS 0305.63	

A GLOBEFISH Product

GLOBEFISH is a foremost source of information and analysis on international fish trade. Established in 1984, GLOBEFISH is a multi-donor funded project in the Fisheries and Aquaculture Department of the Food and Agriculture Organization of the United Nations (FAO), responsible for providing up-to-date market and trade information on fish and fish products.

[Visit our website](#)


[Subscribe to our newsletter](#) or [email us](#)

Recent Publications



[Globefish Highlights, 4/2019](#)

Our flagship publication, focused on prices and analysis of market trends covering a variety of major commodities. Released quarterly.



[Chinese Fish Price Report, 2/2020](#)

Comprehensive coverage of Chinese price trends, market information for commercially significant species, along with industry news and relevant policy updates. Released quarterly.



[European Price Report, 11/2020](#)

Market and price analysis for fish and fishery products in the European market. Released monthly.



Information, Disclaimer

This is the first version of the GLOBEFISH Country Profiles produced for this country, and was made at the beginning of 2020

These profiles are based on nationally reported data or information published by international agencies. As the profile is intended to reflect the most up to date information available, reporting years may vary between sections and commodities.

The designations employed and the presentation of material in this information product do not imply the expression of any opinion whatsoever on the part of FAO concerning the legal or constitutional status of any country, territory or sea area, or concerning the delimitation of frontiers or boundaries.

The data herein presented is compiled by FAO staff at the time of its production, "as is" and "as available," and every effort is made to ensure, but not guarantee, their timeliness, accuracy and completeness. FAO assumes no responsibility for errors and omissions in the data provided. Users are, however, kindly asked to report any errors or deficiencies in this product to FAO GLOBEFISH (globefish@fao.org).

***Please note**

Exports are based on FOB data; imports are based on CIF. Re-exports and re-imports are not included.

The classification of fish and fish products as either processed or unprocessed is very broad, and is intended for indicative purposes only.

Beef, pork, poultry and sheep refers to products under HS codes 0201, 0202, 0203, 0204, 0207, 021011, 021012, 021019, 021020 and 1601.

Sources

Sources and time periods:

-Fishing and aquaculture production (2018):
FAO's [Global Fishery and Aquaculture Production Statistics](#)

-Fish available for consumption (2013):
FAO's [Fishery and Aquaculture Statistics 2016](#)

-Population (2018), GDP Growth (2013-2018), GDP per Capita (2018): IMF's [World Economic Outlook Databases](#)

-Imports, Exports and Share of Trade (2015-2019):
UN's [Comtrade database](#)

-GDP, GDP from fisheries, GDP from agriculture (2018):
World Bank's [World Development Indicators](#),
OECD's [National Accounts Statistics](#) or
UNSD's [National Accounts](#)

-Ease of doing business (2020):
World Bank's [Ease of Doing Business](#) ranking

-Length of Coastline, Exclusive Economic Zone, Exclusive Fishing Zone (2003):
UNEP's [Global Environment Outlook](#)

[GLOBEFISH](#)

Explore more market information on the GLOBEFISH website



[GLOBEFISH on ISSUU](#)

Easily browse GLOBEFISH publications on ISSUU

