



Food and Agriculture  
Organization of the  
United Nations

# EUROPEAN PRICE REPORT



Issue 12/2020 December 2020  
Season's greetings to all our readers

## Latest trends

It will be a markedly different festive period for Christmas and New Year this year. Strict lockdown measures, including closures of restaurants, have been reintroduced in Germany, the Netherlands and the United Kingdom of Great Britain and Northern Ireland. While this will depress overall demand, it is likely that at-home seafood consumption, especially of luxury products, will receive a boost due to the necessity of homebound family celebrations. In the longer term, the anticipated rollout of several COVID-19 vaccines in 2021 has injected some more confidence into the sector, and society as a whole, and the hope is that we will now slowly revert back to normality. For products that have been severely impacted by COVID-19 restrictions in 2020, a gradual recovery is now expected to begin in the new year.

## GROUND FISH

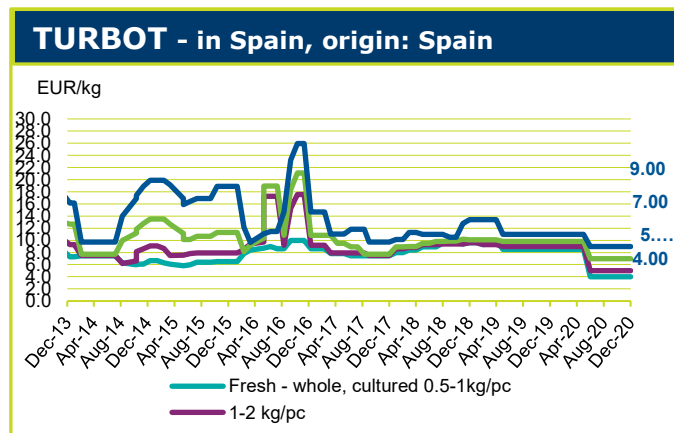
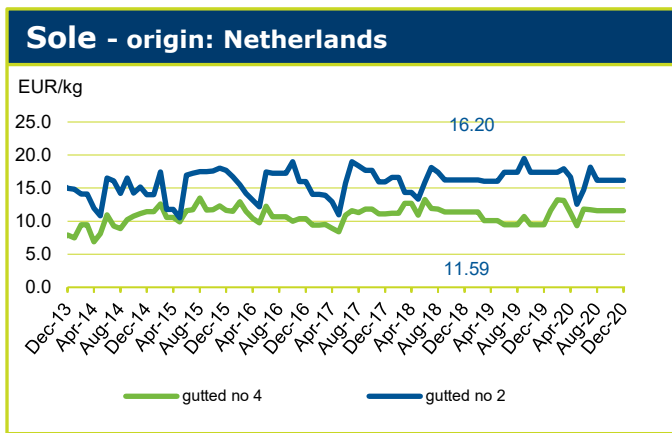
For wet-salted cod fillets from frozen raw material (*Gadus macrocephalus*), and wet-salted cod fillets (*Gadus morhua*) from fresh raw material of Faroese and Icelandic origin, consumption is dependent on COVID-19 developments. Although market players will typically stock up on product in advance, at present they are erring on the side of caution and keeping limited stock while monitoring the expected extent and duration of COVID-19 lockdown measures.

### Index for prices

Groundfish	9
Flatfish	10
Tuna	11
Small Pelagics	11
Cephalopods	12
Crustaceans	13
Bivalves	15
Salmon	15
Trout	16
Freshwater fish	16
Non Traditional Species	16
Seabass-Seabream-Meagre	17

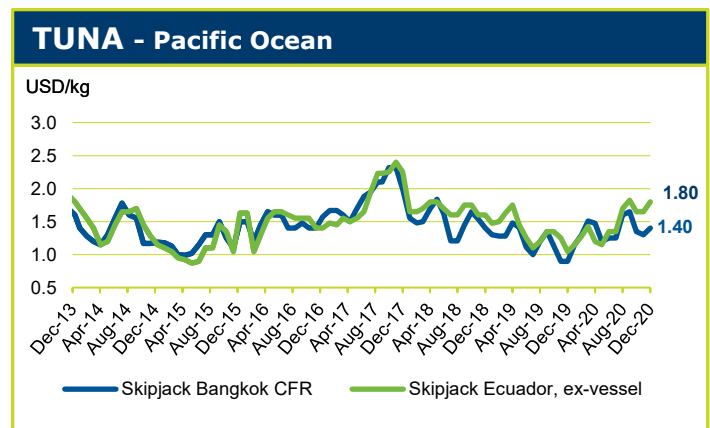
The **European Fish Price Report**, based on information supplied by industry correspondents, aims to provide guidance on broad price trends. Price information is indicative and should be used only for forecasting medium- and long-term trends. FAO is not responsible for any errors or omissions.

The Association of Genuine Alaska Pollock Producers (GAPP) is stepping up marketing efforts in Europe. The association is undertaking market research in some of the main markets for Alaska pollock, including France, Germany, the Netherlands, Belgium and the United Kingdom of Great Britain and Northern Ireland, and they are investing more than USD 1 million in building demand for Alaska pollock in Europe. The emphasis is on origin: "Wild Alaska Pollock". Normally, however, Alaska pollock is shipped to China for reprocessing and then exported to the European market. Germany is the main market for frozen Alaska pollack fillets. In the first eight months of the year, the country imported 100 000 tonnes of this product, on a par with the corresponding figure in 2019. Prices increased by 12 percent to reach USD 3.45 per kg. China continues to be the main exporter of this product form, but reported a 10 percent decline in exports, an indirect impact of COVID-19 on Chinese processing during the first four months of the year. The United States of America increased their exports to the German market by exactly the amount (5 000 tonnes) by which Chinese exports declined.



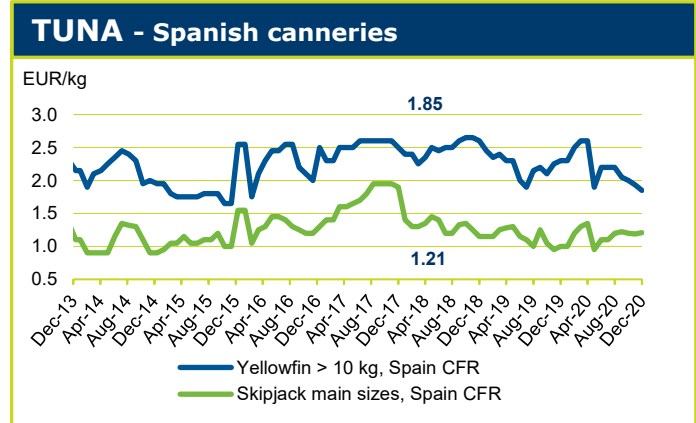
## TUNA - BILLFISHES

Fishing in the Western and Central Pacific (WCP) has been moderate-to-good, while raw material inventories at Thai canneries remain moderate. With the improvement in catches, there has been an increase in carrier landings in Bangkok. Bangkok port is expected to be congested in the coming weeks due to this increase in carrier arrivals and the closure of canneries over the holidays. Despite the increase in arrivals, skipjack prices are rising.

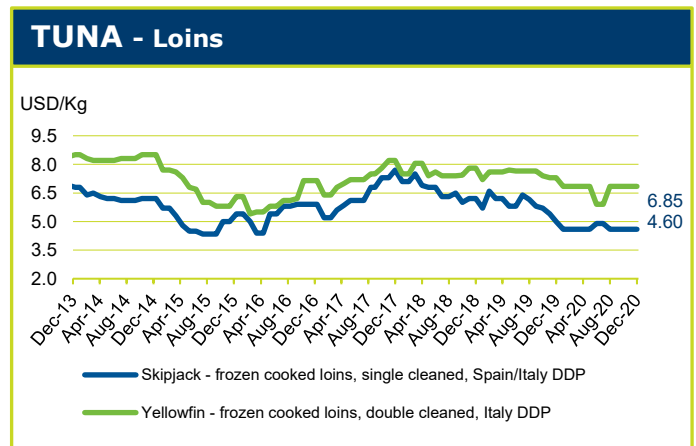
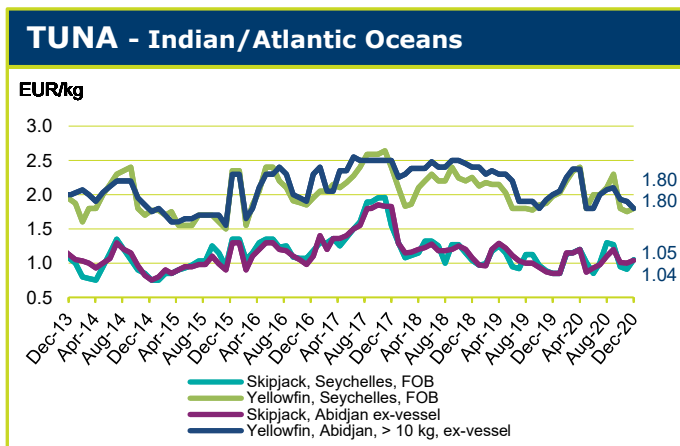


Catches in the Indian Ocean remain moderate-to-good, but fishing effort has decreased as boats are now tied up following the exhaustion of the yellowfin quota. Raw material inventories at local canneries remain healthy. With the reduction in fishing activities, both skipjack and yellowfin prices are picking up.

The second IATTC 'veda' will be in force until 19 January 2021. While 46 percent of the Eastern Pacific Fleet has opted to continue to fish during this period, the actual number of boats currently fishing is reported to be below 30 percent. To make matters worse, fishing for these boats is reported to be slow. Raw material inventories at local canneries are steady at moderate levels with carriers and containers arriving from the WCP, Indian and Atlantic Oceans. With the shortage of fish from the Eastern Pacific Fleet, skipjack prices are increasing while yellowfin remains stable.



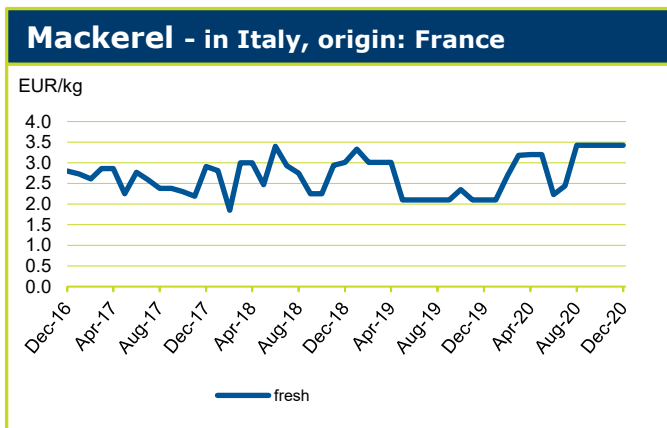
Fishing in the Atlantic Ocean is reported to be poor and raw material inventories have fallen to moderate-to-low. The 3-month FAD closure for ICCAT will commence on 1 January next year. Skipjack price are increasing while yellowfin prices are falling. In Europe, prices for skipjack remains steady while yellowfin prices continue to fall due to low demand. The market price for cooked, single cleaned skipjack loins is steady.



## SMALL PELAGICS

Norwegian herring catches will probably remain below the quota of 433 000 tonnes. Some 400 000 tonnes had been landed by early December, and bad weather conditions will likely prevent the remaining 33 000 tonnes from being caught. Norwegian exports of frozen herring declined sharply in 2020. In the first ten months of the year, some 92 000 tonnes of this product were exported, compared with 122 000 tonnes during the same period of last year. The unit value rose from USD 0.80 per kg to USD 0.85 per kg. On the other hand, the Norwegian mackerel industry reported a very positive year. Norwegian exports of frozen mackerel reached some 200 000 tonnes in the first ten months of the year, 15 percent more than during the same period of last year. Due to the higher supply, prices declined by 11 percent to USD 1.75 per kg.

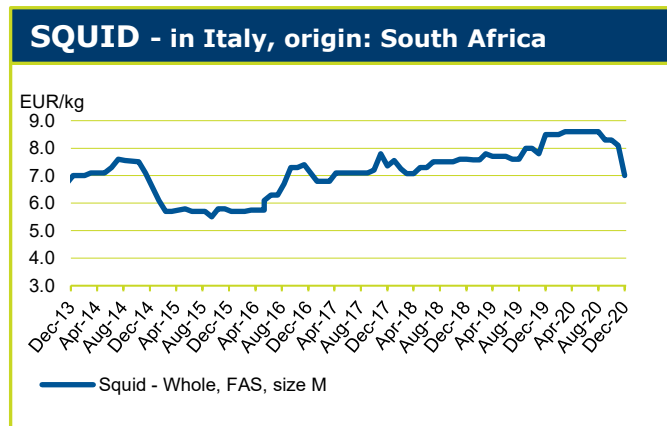
Germany's imports of prepared or preserved herring increased by 16 percent during the first eight months of 2020. The largest supplier, Poland, increased shipments by 20 percent to 24 200 tonnes or almost 79 percent of the total. The unit value of the imports declined slightly to USD 2.80 per kg. During the first lockdown in March and April, German consumers bought huge quantities of canned seafood, including canned herring.



## CEPHALOPODS

Squid catches continue to be strong in South Africa. Demand from Europe is poor, with Moroccan squid also depressing the prices.

Spanish squid imports reflect the lower demand resulting from COVID-19 and the closure of restaurants in several areas of the country during the first and the second pandemic wave. In the first nine months of 2020, squid imports totalled 162 000 tonnes, some 54 000 tonnes less than in the same period of 2019. The unit value increased slightly by 3 percent to reach USD 4.40 per kg. However, this increase was mainly due to higher prices of squid from the

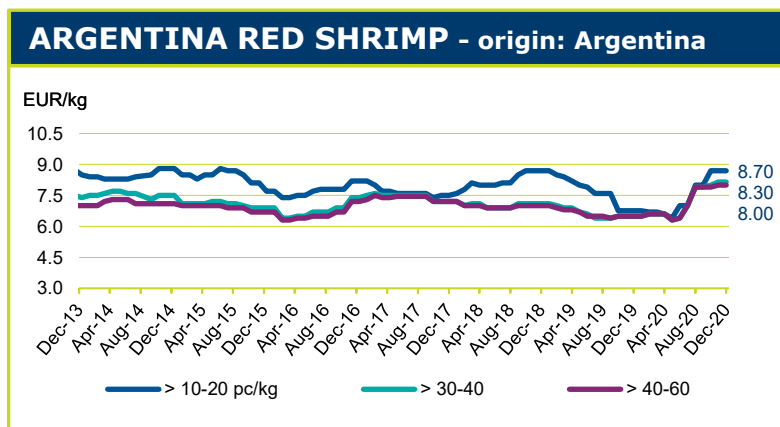


Falklands/Malvinas Islands, which reported a 60 percent decline in shipments to the Spanish market. In its place, Morocco became the main exporter of squid to Spain, reporting unit values 18 percent lower, explaining the declining price trend reported at present.

For octopus, the market situation is similar. Plentiful supplies from Morocco, combined with the lockdown restrictions, are dampening the market. In Indonesia catches are also good as the rainy season continues. The octopus season starts in October and lasts until March/April (depending on the region). Fishers have moved from lobster production to octopus as prices of lobster are extremely low due to the pandemic.

## CRUSTACEANS

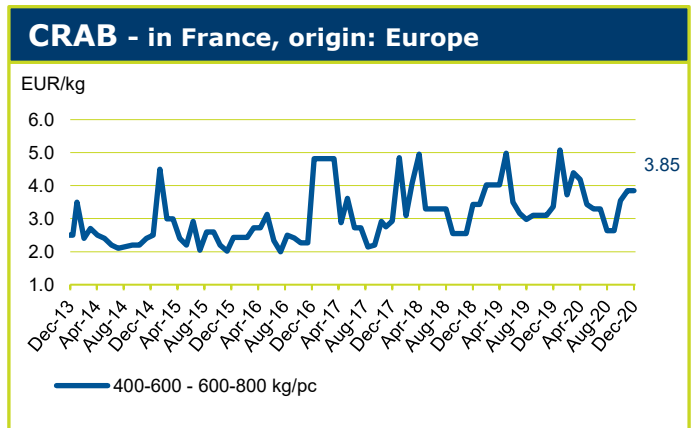
In Europe there has been a drop in demand for shrimp due to restrictions on restaurant openings in Spain and France, two important consumer markets. The drop in demand has been compounded by high prices for *vannamei* of Ecuadorian origin and the start of arrivals of frozen production from Argentina. Ecuadorian shrimp prices recently recovered by some USD 0.10-0.20 per kg across all sizes after several weeks of continuous decline. However, the COVID-19 situation has upset the normal seasonal pattern and the peak of holiday demand has not yet been reached. In Argentina, the shrimp processing on land, following initial delays, is now underway, albeit with production negatively affected by the pandemic.



Shrimp imports into Spain, the main shrimp consuming country in Europe, declined by 10 percent during the first nine months of the year compared with the corresponding period in 2019, to 100 000 tonnes. The average unit value of Spanish shrimp imports was USD 6.70 per kg, 7 percent less than in 2019. Ecuador overtook Argentina as the main supplier of shrimp to the Spanish market, with exports increasing from 24 100 tonnes in January-September 2019 to 33 000 tonnes in January-September 2020. Argentine exports reported effectively the opposite trend, down from 33 500 tonnes in the first nine months of 2019 to 23 000 tonnes in the same period of 2020. The unit value of Ecuadorian shrimp on the Spanish market declined by 12 percent, reflecting the very aggressive Ecuadorian sales strategy, while the unit value of Argentine shrimp dropped by 7 percent.

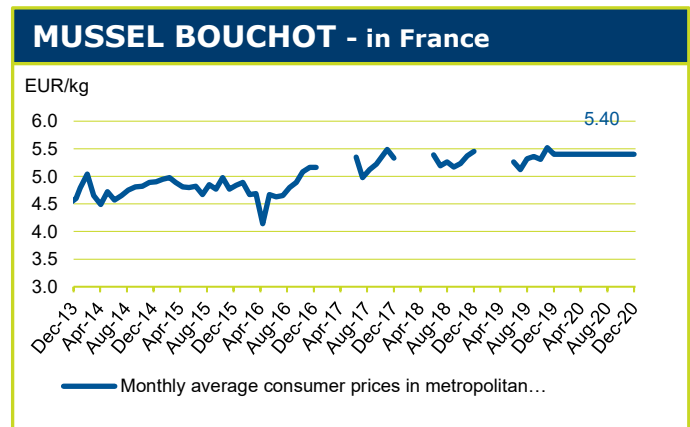
In Indonesia, shrimp prices have declined little by little. The present price level is the lowest reported for December in recent history. Farmers have started to restock very slowly, as there is already sufficient raw material available for both December and January sales.

European crab and lobster production is at its seasonal low. Crab and lobster sales are heavily dependent on restaurant sales and the closure of the sector will continue to impact these products. Neither of the two species has much of a presence at retail. Prices are very low at the moment and are unlikely to pick up anytime soon. Overall, all lobster products are expected to be in short supply this year and prices will keep increasing towards the end of the season as weather conditions deteriorate through fall and winter.



## BIVALVES

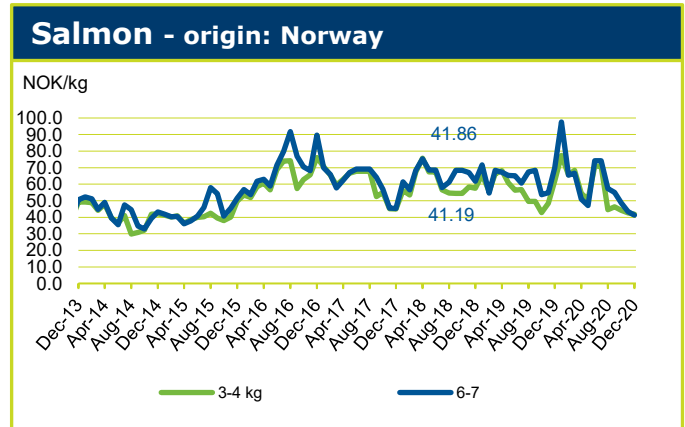
The first half of 2020 saw a 52.3 percent decrease in table service restaurant revenue in France. This obviously has had a huge impact on festive species such as shellfish and crustaceans. Due to a significant rise in COVID-19 cases during the autumn, France has again closed restaurants and bars from 30 October to 20 January, further darkening the outlook for festive seafood products, especially shellfish. However, travel restrictions were lifted on 15 December to allow families to celebrate Christmas so it is hoped that retail sales of festive seafood may be positive all the same. French bouchot is widely available in France as the production season continues.



Oyster producers have been particularly disappointed with the restaurant closures in France as they would normally build up to end-of-year sales. Instead, they will have to look to retail as their primary sales outlet.

## SALMON

December has so far been a difficult time for European salmon traders as the anticipated boost to holiday retail sales has not been sufficient to overcome the effects of restrictions associated with the second wave of the COVID-19 pandemic. Typically, seasonal demand would drive an upward trend in spot prices throughout the month of December, but currently the NASDAQ Salmon Index for HOG farmed Atlantics out of Norway remains near year-lows, well below the equivalent period in 2019. In week 49 2020, the Index fell to NOK 40.99 per KG, more than NOK 20 below the same week last year, and 11 percent down compared with the end of Q3 2020. For some Norwegian farmers, these levels are close to, or even below the costs of production, ending a long period of consistent profitability.



The effective disappearance of food service sector, which would usually be stocking up on fresh salmon at present, is the primary reason behind the weak market environment. The prioritization of retail, combined with high air freight costs, is driving a shift towards value-added, processed products, and this is also having the effect of driving down prices for large fish (> 6 kg) relative to smaller sizes. While continuing weakness of the Norwegian krone compared with the euro and the US dollar has provided some degree of protection against further price declines, export revenues were well down year-on-year. According to the latest report from the Norwegian Seafood Council (NSC), the value of salmon exports out of Norway in November fell 15 percent to NOK 5.8 billion compared with the same month in 2019, while volume rose 1 percent to 108 000 tonnes.

In the first 11 months of 2020, Norway exported some 1 million tonnes of Atlantic salmon worth NOK 64 billion. Due to good price performance earlier in the year, the decline in value compared with 2019 is only 2 percent, with volume on a par with last year. In Scotland, with the added uncertainty and costs associated with ongoing Brexit negotiations and trade slowdowns, the market situation is challenging. Prices for HOG farmed Atlantics (3-6 kg) were averaging GBP 4 per kg (DAP) in week 50, a drop of some GBP 3.20 compared with the same week in 2019.

With the typical seasonal spike in prices yet to materialize, optimism for the holiday season has been dampened somewhat and forward prices for December have fallen significantly compared with last month, now averaging NOK 44.50 per kg at Fish Pool. However, the farmed salmon industry remains hopeful that new product offerings at retail and increased home consumption in core EU markets, including France and Germany, will yet translate into some price gains as year-end approaches. Looking

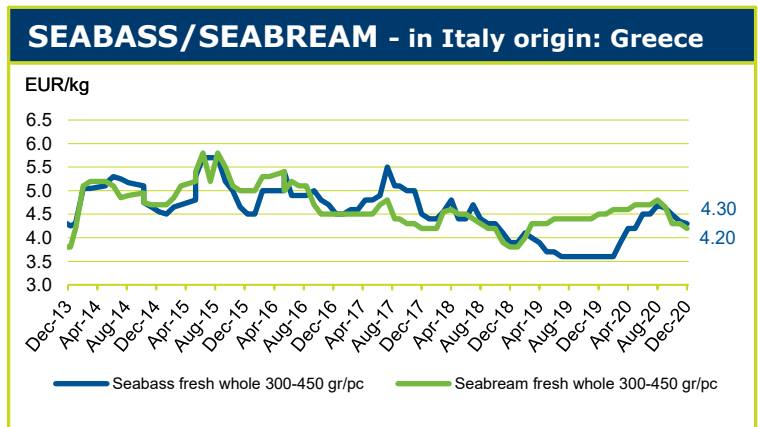
further ahead into 2021, news of imminent COVID-19 vaccine rollouts across the world allows for a more optimistic longer-term outlook. While current price levels are likely to persist for some months, the latter half of next year is expected to see a significant price recovery, particularly in light of a sharp drop in production in Chile.

## TROUT

Prices for farmed trout out of Norway are largely mirroring those of salmon, languishing at levels well down compared with last year despite tightening supply in as year-end approaches. As of week 48, average export prices for fresh Norwegian trout were 15 percent down compared with 2019 at NOK 48.60 per kg (FOB). According to the NSC, 7 100 tonnes of trout worth NOK 371 million were exported in October, reflecting volume growth of 6 percent and flat revenue growth. From January to November, Norway exported 60 000 tonnes of trout worth NOK 3.2 billion, increases of 27 percent and 9 percent respectively.

## SEABASS SEABREAM

While European prices for farmed seabass remain stable for the most part, prices for farmed seabream slid further in December, to around EUR 4.20 per kg for Greek-origin fish (300-450 g) on the Italian market. This is EUR 0.50 above the equivalent quote last year, however, as a sharp reduction in supply this year has prevented a severe price decline despite largescale closure of the important foodservice sector and a subdued tourist season. New shutdowns across the continent in response to a resurgence in COVID-19 cases will add further downward pressure to prices, but the market for these species is generally not particularly active at this time of year even during normal times. Indeed, some marketers are viewing the increased focus on retail as a possible opportunity to better establish bass and bream as wintertime products on supermarket shelves.







Fish Species Trade Name	Product Form	Grading	Price per kg		Reference & Area	Origin
			As stated	EUR USD		
<b>GROUND FISH</b>						
<b>December 2020</b>						
Cod/Cabillaud, Morue/ Bacalao <i>Gadus morhua</i>	Fresh gutted		1.70	2.07	Poland FOB	Baltic Sea
	Fresh - fillet	200-400 g/pc	7.22	8.80	Italy CPT	Denmark
	Fresh - Whole	1-2 kg/pc	7.35	8.96		
		2-4	8.49	10.35		
	Fresh - fillet	100-200 g/pc	8.61	10.50		Poland
		200-400	11.09	13.52		
	Fillet - wet salted - 1st quality produced from fresh raw material	700-1000 g/pc	10.00	12.20	DDP	Iceland
	Portion single frozen, 10% glaze	100-150 g/pc	9.35	11.40 +	CIF	
<i>Gadus macrocephalus</i>	Stockfish	700 g/pc	25.00	23.00	DDP	Norway
	Fillet - wet salted - 1st quality produced from frozen raw material	400-700 g/pc	8.60	10.49	CIF	Denmark
Hake/Merlu/Merluza <i>Merluccius capensis</i>	Minced block		2.02	2.46 =	Namibia FOB for Spanish market	Namibia
	IQF portion, trapeze	90-110 g/pc	7.95	9.70 =	Italy CIF	
<i>Merluccius merluccius</i>	Fillets, skin-on, interleaved, frozen on board	115-170 g/pc	3.55	4.33 -	Spain FOB	Spain
		170-225	4.09	4.99 =		
	Fillets, skinless, interleaved	55-115 g/pc	3.89	4.74 =		
	frozen on board	115-170	3.95	4.82 -		
	land frozen	170-225	4.09	4.99 -		
	H&G, IWP, frozen on board	400-600	2.78	3.39	Italy CPT	Croatia
		600-900	3.08	3.76 -		
Fresh - whole	100-200 g/pc	4.92	6.00			
	200-300	4.33	5.28			
Fresh - gutted	100-200 g/pc	4.93	6.01	Spain FOB	Spain	
	200-300	4.50	5.49			
	300-400	5.50	6.71			
	400-600	5.50	6.71			
<i>Merluccius senegalensis</i>	H&G, IQF	1-1.5 kg/pc	4.68	5.71 +		
		1.5-2	3.18	3.88 -		
		2-2.5	3.69	4.50 =		
<i>Merluccius hubbsi</i>	H&G	> 200 g/pc	1.35	1.65		
		150-250	1.53	1.87		
		250-450	1.64	2.00		
		300-450	1.99	2.43		
<i>Merluccius productus</i>	H&G, interleaved	100-200 g/pc	1.62	1.98		Argentina
		200-300	1.63	1.99		
		350-450	2.19	2.67		
		450-700	2.19	2.67		
		700-900	2.58	3.15		
		900-12000	2.69	3.28		
	Fillets, skinless, interleaved	60-110 g/pc	3.45	4.21		
	120-170	3.65	4.45			
<i>Merluccius productus</i>	Fillets, skin-on, interleaed	60-120 g/pc	2.72	3.32	USA EXW	USA
	Fillet, PBO		2.70	3.30 =		
	Minced block		1.89	2.30 =		
Alaska pollack/Lieu de l'Alaska/Colin de Alaska <i>Theragra chalcogramma</i>	H&G	>25	RUB 93.00	1.04 1.27	Russian Fed. wholesale Vladivostok	Russian Fed.
		>30		0.81 0.99	wholesale Moscow	
		>25		1.59 1.94		
Haddock/Eglefin/Eglofino <i>Melanogrammus aeglefinus</i>	H&G	< 0.8 kg/pc	NOK 26.50	2.50 3.06	Sweden FCA	Norway
Ling/Lingue franche/ Maruca <i>Molva molva</i>	Fillet - wet salted Produced from fresh raw material 1st quality	1-1.5 kg/pc	4.90	5.98	Italy DDP	Faeroe Islands
Monkfish/Baudroie/ Rape <i>Lophius spp.</i>	Fresh - Tail	< 0.3 kg/pc	5.79	7.06	Italy CPT	UK
		0.3-0.5	6.46	7.88		
		0.5-1	9.37	11.42		
		1-2	9.57	11.67		
		> 2	9.90	12.07		
	Tails	300-800 g/pc	4.25	5.18	Spain FOB	Spain
	500-1000	3.89	4.74 -			
	900-1500	4.95	6.04 -			
Blue whiting/Merlan bleu/ Bacaladilla <i>Micromesistius poutassou</i>	Landfrozen, IQF	8-10 pc/kg	0.75	0.91 -		
Bogue/Boga <i>Boops boops</i>	Landfrozen, block	150-250 g/pc	0.77	0.94 =		



Fish Species Trade Name	Product Form	Grading	Price per kg		Reference & Area	Origin
			As stated	EUR USD		
<b>GROUND FISH (cont.)</b>						<b>December 2020</b>
<b>Bigeys grenadier/ Grenadier à gros yeux/ Granadero ojisapo Macrourus holotrachys</b>	Frozen on board, skinless H&G, interleaved	100-250 g/pc	1.45	1.77 +	Spain FOB	Argentina
		200-400	1.58	1.93 -		
		200-500	1.65	2.01 +		
		500-800	1.69	2.06 +		
<b>Patagonian grenadier, Hoki/ Grenadier de Patagonie/ Merluza de cola Macrurus magellanicus</b>	H&G, interleaved	100-300 g/pc	1.45	1.77	Spain FOB	Argentina
		200-500	1.65	2.01		
		500-700	1.75	2.13		
		> 800	1.79	2.18		
<b>John Dory/ Saint Pierre Pez de San Pedro Zeus faber</b>	Fresh whole	1-2 kg/pc	16.00	19.51 -	France wholesale	France
		2-3	16.00	19.51 -		
	Fresh - gutted	800-1000 g/pc	13.61	16.60	Italy CPT	Senegal
1000-2000		16.35	19.94			
Fresh- whole headless	small	3.30	4.02	Mauritania FOB for European market	Mauritania	
	medium	6.20	7.56			
	big	6.90	8.41			
<b>FLATFISH</b>						<b>December 2020</b>
<b>Turbot/Rodaballo Psetta maxima</b>	Fresh - whole farmed	0.5-1 kg/pc	4.00	4.88	Spain CIF	Spain
		1-2	5.00	6.10		
		2-3	7.00	8.54		
		3-4	9.00	10.98		
	Fresh - whole farmed	0.4-0.6 kg/pc	6.70	8.17	Italy CPT	Spain/Portugal
		0.6- 0.8	6.61	8.07		
		0.8-1	7.19	8.77		
		1-1.5	7.26	8.85		
		1.5-2	7.30	8.91		
		2-2.5	7.35	8.96		
Fresh - whole	0.5-1 kg/pc	11.04	13.46	Spain CIF	Netherlands	
	1-2	16.58	20.22			
	2-3	16.23	19.79			
	3-4	19.95	24.33			
Fresh - gutted	0.7-1kg/pc	9.24	11.27	Spain CIF	Netherlands	
	1-2	13.93	16.98			
<b>Sole/Sole/ Lenguado Solea vulgaris</b>	Fresh - whole wild	< 175 g/pc	7.25	10.80	Spain CIF	France
		170-200	14.70	17.93		
		200-300	15.80	19.27		
	Fresh - whole wild	200-300 g/pc	21.60	26.34	Italy CPT	Netherlands
		300-400	24.70	30.12		
	Fresh - whole	No. 3	14.90	18.17	Italy CPT	Netherlands
		No. 5	6.34	7.73		
		No. 2	23.50	28.66		
Fresh - gutted	No. 3	18.78	22.90	Italy CPT	Netherlands	
	No. 4	14.73	17.96			
	No. 5	16.20	19.76			
<b>European plaice/ Plie d'Europe/ Solla europea Pleuronectes platessa</b>	Fresh - whole	300-400 g/pc	5.55	6.77	Spain CIF	Netherlands
		400-600	4.70	5.73		
		> 600	5.40	6.59		
IQF, white skin-on, 25% glaze	No. 2	6.05	7.38 =	Netherlands FOB for Italian market	Netherlands	
		6.25	7.62 =			
<b>European Flounder/ Flet d'Europe/ Platija europea Platichthys flesus Scophthalmus rhombus</b>	Fresh - fillets skin-on skinless	Large	5.65	6.89	Italy CPT	Netherlands
		Large	6.41	7.82		
		whole	2.52	3.07		
	Fresh, whole	500-1000g/pc	1.51	1.84	FCA	Netherlands
		1000-2000	7.41	9.04		
		500-1000g/pc	12.98	15.83		
Fresh, gutted	500-1000g/pc	8.78	10.70	FCA	Netherlands	
	1000-2000	13.55	16.52			
<b>Cadenat's sole/ Sole de Cadenat Sortija de Cadenat Peguasa cadenati</b>	whole, IQF	12-15 cm	0.69	0.84	Spain fob	Spain



Fish Species Trade Name	Product Form	Grading	Price per kg		Reference & Area	Origin	
			As stated	EUR USD			
<b>TUNA/BILLFISHES</b>							
						<b>December 2020</b>	
Tuna/Thon/Atún for canning	Skipjack - whole		1.15	1.40 +	Bangkok CFR	Western/Central Pacific Ocean	
			1.15	1.40 +	FOB		
	Skipjack - whole		1.48	1.80 +	Ecuador	Eastern Tropical Pacific Ocean	
	Yellowfin - whole		1.89	2.30 =	ex-vessel		
	Skipjack - whole		1.05	1.28 +	Seychelles	Indian Ocean	
	Yellowfin - whole		1.80	2.20 +	FOB		
	Skipjack - whole		1.04	1.27 +	Abidjan	Atlantic Ocean	
	Yellowfin - whole	> 10 kg	1.80	2.20 -	ex-vessel		
	Skipjack - whole	1.8-3.4 kg/pc	1.21	1.48 +	Spain CFR	Various origins	
	Yellowfin - whole	> 10 kg	1.85	2.26 -			
	Skipjack - cooked & cleaned loins - vacuum packed	double cleaned	3.77	4.60	Italy DDP	Solomon Islands	
	Yellowfin - cooked & cleaned loins - vacuum packed	double cleaned	5.61	6.85		Kenya/Mauritius/Solomon Is.	
	Skipjack	> 1.8 kg/pc	1.01	1.23	Tunisia CFR	Seychelles	
			1.41	1.73		Ghana	
	Yellowfin- whole	> 10 kg	1.93	2.35	Spain DAT	Atlantic Ocean	
		3-10 kg/pc	1.77	2.16			
	Yellowfin- frozen loins		6.00	7.32	DDP	Eastern Pacific	
	Skipjack - whole	> 3.5 kg	1.10	1.34	DAT	Atlantic Ocean	
	Skipjack- frozen loins		3.80	4.63 =	DDP	Eastern Pacific	
	Skipjack - cooked loins	single cleaned	3.11	3.80 =			
	Bigeye- frozen loins		5.82	7.10			
	Bigeye- whole	> 10 kg	2.23	2.72	DAT	Atlantic Ocean	
	Skipjack - whole		1.72	2.10	Europe CFR	Ecuador	
	Yellowfin - pre-cooked loins	double cleaned	5.16	6.30 +			
		single cleaned	4.75	5.80 +			
	Skipjack - pre-cooked loins		4.34	5.30 +			
	for direct consumption	Atlantic bluefin - whole	20-30 kg/pc	6.63	8.09	Italy CPT	Greece
			30-50	6.99	8.52		
			> 50	6.72	8.20		
		Albacore - whole	4-9 kg/pc	4.25	5.18		Italy
		9-12	6.25	7.62			
		> 12	6.50	7.93			
Swordfish/Espadon/ Pez espada <i>Xiphias gladius</i>	Fresh- whole		10.20	12.44 -	France, wholesale	Atlantic	
	Frozen- filet, vacuum		8.40	10.24 =		Spain	
	Fresh - gutted	< 12 kg/pc	10.23	12.47	Italy FCA	Morocco	
	Whole Mediterranean	13-18	10.11	12.33			
		19-25	10.11	12.33			
		26-35	10.19	12.42			
		19-25	8.62	10.51			
	Whole Atlantic	26-35	8.62	10.51			
		36-50	8.33	10.16			
		> 50	9.88	12.05			
		H&G, skin-on	< 10 kg/pc	3.95	4.82 -	Spain FOB	Spain
		10-30	5.38	6.56 -			
	30-50	5.75	7.01 -				
	50-70	5.70	6.95 -				
	70-100	5.98	7.29 -				
	100-150	5.83	7.11 -				
	> 150	5.55	6.77 +				
H&G, skin-on, broken	10-150	3.99	4.87 -				
<b>SMALL PELAGICS</b>							
						<b>December 2020</b>	
Mackerel/Maquereau/ Caballa <i>Scomber scombrus</i>	Fresh - whole		2.85	3.48	Italy CPT	Belgium	
			3.66	4.47		UK	
			1.00	1.22		Croatia	
			2.58	3.15		Norway	
			3.43	4.18		France	
		4-6 pc/kg	3.75	4.57			
	Fresh - Fillets butterfly cut		5.60	6.83			
			6.11	7.45			
	Whole	2-3 pc/kg	1.38	1.68 +	Spain FOB	Spain	
		3-4	1.25	1.52 +			
Large		0.80	0.98	Mauritania FOB	Mauritania		
Medium	0.75	0.91	for European market				
Small	0.75	0.91					



Fish Species Trade Name	Product Form	Grading	Price per kg		Reference & Area	Origin	
			As stated	EUR USD			
<b>SMALL PELAGICS (cont.)</b>						<b>December 2020</b>	
<b>Horse Mackerel/ Chincard/ Jurel</b> <i>Trachurus spp</i>	Whole	> 24 cm/pc	1.23	1.50	Morocco FOB for European market	Morocco	
	Whole, IQF	2-3 pc/kg	1.38	1.68 +	Spain FOB	Spain	
		2-4	1.25	1.52			
		3-4	1.25	1.52 +			
		4-7	0.95	1.16			
		8-15	0.95	1.16			
		30-40	0.65	0.79			
500-1000 g/pc	1.49	1.82 +	Guinea				
200-500	1.09	1.33	Mauritania				
<b>Herring/Hareng/Arenque</b> <i>Clupeidae</i>	Fresh - fillet		3.94	4.80	Italy CPT	Denmark	
	Fresh - whole	250-300 g/pc > 350	0.81	0.99	Russian Fed. wholesale Moscow	Russian Fed.	
		250-300 g/pc > 300	1.52	1.85	Russian Fed. wholesale Vladivostok		
		> 250	0.66	0.80			
		70-100 g/pc	0.82	0.70			
		0.61	0.74	Poland FOB	Baltic		
<b>Sprat/Sprat/Espadin</b> <i>Sprattus sprattus</i>	Fresh - whole		0.17	0.21			
<b>Sardine/Sardine/ Sardina</b> <i>Sardina pilchardus</i>	Fresh - whole		1.23	1.50	Italy CPT	Croatia	
			1.75	2.13		Spain	
			1.30	1.59		Italy	
			2.07	2.52		France	
			5.53	6.74			
	Fresh - fillet		4.15	5.06	FCA	UK	
			2.39	2.91		Spain	
			1.25	1.52		Croatia	
			2.35	2.87		Italy	
			2.39	2.91		Spain FOB	Morocco
Whole, IQF, 3% glaze		2.60	3.17 -	France- wholesale	France		
H& G		2.20	2.68 =				
IQF, skin-on, open butterfly fillet							
Fresh- whole							
<b>Anchovy/Anchois/ Boquerón</b> <i>Engraulis encrasicolus</i>	Fresh		2.20	2.68 =			
<b>CEPHAPOLODS</b>						<b>December 2020</b>	
<b>Squid/Encornet/Calamar</b> <i>Loligo spp.</i>	Whole	S (< 18 cm)	6.00	7.32 -	Italy CIF	South Africa	
		M (18-25)	7.00	8.54 -			
		L (25-30)	8.00	9.76 -			
		XL (>30)	8.00	9.76 -			
	<i>Loligo vulgaris</i>	Fresh - whole	100-300 g/pc	13.60	16.59	FCA	Morocco
			300-400	9.90	12.07		
			400-600	12.84	15.66		
			600-1000	12.45	15.18		
			11.50	14.02		Croatia	
Whole, IWP	3P	6.65	8.11	Spain FOB	Morocco		
	2P	8.25	10.06				
	31-35 cm/pc > 36	8.89	10.84				
Whole	2 small	3.85	4.70	Mauritania FOB for European market	Mauritania		
	3 small	3.65	4.45				
	4 small	3.50	4.27				
	small	5.75	7.01				
	medium	7.60	9.27				
large	8.40	10.24					
<i>Loligo gahi</i>	Whole	10-12 cm/pc	4.15	5.06	Spain FOB	Argentina	
		12-14	5.69	6.94			
	Whole	6-12 cm/pc	0.68	0.83			
<i>Illex argentinus</i>	23-26	3.59	4.38 -				
	Tentacles	40-80 g/pc	5.45	6.65			
	Tubes	19-23 cm/pc	4.75	5.79			
<b>Octopus/Poulpe/Pulpo</b> <i>Octopus vulgaris</i>	Whole - FAS	T1	7.89	9.62	Morocco FOB, for Spanish market	Morocco	
		T2	7.89	9.62			
		T3	7.89	9.62			
		T4	7.89	9.62			
		T5	7.78	9.49			
	Sushi slice	7 g/pc	9.39	11.45 =	Europe CFR	Indonesia	
	100% net weight	9	10.66	13.00 =			
boiled cut		7.01	8.55 -				
100% net weight							
Flower type	1-2 kg/pc	3.73	4.55 +				
90% net weight	>2	4.64	5.66 +				



Fish Species Trade Name	Product Form	Grading	Price per kg		Reference & Area	Origin		
			As stated	EUR USD				
<b>CEPHALOPODS (cont.)</b>						<b>December 2020</b>		
<b>Octopus/Poulpe/Pulpo</b> <i>Octopus vulgaris</i>	Fresh	1-2 extra small	8.00	9.76	Italy CPT FCA CPT FCA CPT EXW Spain FOB France, wholesale	Croatia France Italy Spain Croatia Morocco Guinea Europe		
			3.33	4.06				
			10.88	13.27				
			9.46	11.54				
			7.70	9.39				
			7.45	9.09				
			10% glaze	T3			9.19	11.21
			T4	8.74			10.66	
			T5	8.41			10.26	
			T6	7.91			9.65	
			T7	7.22			8.80	
			Gutted	T1			7.98	9.73 -
			T2	7.98			9.73 -	
			T3	7.75			9.45 -	
T4	7.65	9.33 -						
T5	7.48	9.12						
T6	6.75	8.23						
T7	6.48	7.90						
T8	6.25	7.62						
Fresh		5.50	6.71					
Frozen		11.00	13.41 =					
<b>Eledone moschata</b>	Fresh - whole	Mixed Small Medium Extra	3.90	4.76	Italy CPT CFR	Croatia Yemen		
			6.25	7.62				
			4.85	5.91				
			2.00	2.44				
			Frozen- whole	50-100 g/pc			4.15	5.06
			100-200	5.04			6.15	
			200-300	5.04			6.15	
			300-500	5.04			6.15	
			400-600	5.04			6.15	
			600- 1000	5.04			6.15	
500-1000	5.04	6.15						
1000- 2000	5.04	6.15						
<b>Eledone cirrhosa</b>	Cleaned, block	100-150 g/pc	7.91	9.65	Spain FOB	Spain		
<b>Cuttlefish/Seichel/</b> <b>Sepia</b> <i>Sepia spp.</i>	Frozen at land- whole block	100-200 g/pc 200-300 >300	4.02	4.90	Viet Nam CIF	Yemen		
			4.02	4.90				
			4.02	4.90				
			FAS- whole block	200-300 g/pc			3.89	4.75
			300-500	3.89			4.75	
			500-1000	3.89			4.75	
			1000- 2000	3.89			4.75	
			Whole	200- 300 g/pc			2.46	3.00
			300- 500	2.91			3.55	
			500- 1000	3.11			3.80	
70-160 g/pc	3.38	4.12 -						
160-250	4.35	5.30 +						
<b>CRUSTACEANS</b>						<b>December 2020</b>		
<b>Whiteleg shrimp/</b> <b>Crevette pattes</b> <b>blanches/Camarón</b> <b>patiblanco</b> <i>Penaeus vannamei</i>	PD, chemical treatment 100% net weight treated with non-phosphate	31-40 pc/lb 41-50 51-60 61-70 71-90 91-120	7.54	9.20 -	Europe CFR	Indonesia		
			6.68	8.15 -				
			6.56	8.00 -				
			6.48	7.90 =				
			6.23	7.60 -				
			6.11	7.45 -				
<b>Argentine red shrimp/</b> <b>Salicouque rouge d'Argentine/</b> <b>Camarón langostin argentino</b> <i>Pleoticus muelleri</i>	Head-on, shell-on	10-20 pc/kg 20-30 30-40 40-60 10-20 pc/kg 20-30	8.70	10.61 =	Spain EXW FOB	Argentina		
			8.30	10.12 =				
			8.15	9.94 =				
			8.00	9.76 =				
			7.85	9.57				
			8.25	10.06 +				
			Headless	C1			9.40	11.46
			Whole	L2			5.85	7.13
			Peeled IQF	20-40 pc/kg			12.90	15.73
			<b>Giant tiger prawn/</b> <b>Crevette géante tigrée/</b> <b>Langostino tigre</b> <i>Penaeus monodon</i>	Farmed, organic, cooked			20-30 pc/kg 30-40 40-50 40-50	26.00
22.00	26.83 =							
16.50	20.12 =							
15.50	18.90 =							
Farmed, cooked	40-50	15.50			18.90 =			



Fish Species Trade Name	Product Form	Grading	Price per kg		Reference & Area	Origin	
			As stated	EUR USD			
<b>CRUSTACEANS (cont.)</b>						<b>December 2020</b>	
Norway lobster/ Langoustine/Cigala <i>Nephrops norvegicus</i>	Fresh - Whole, 4X1.5 kg	31-40	10.30	12.56	Spain DDP	Netherlands	
		41-50	8.52	10.39			
		Tails	40-60	13.35	16.28		
	Whole	00 pc/kg	17.25	21.04	CIF	Scotland	
		0	14.25	17.38			
Whole	6-9 pc/kg	11-15	14.21	17.33	Italy CPT	Denmark	
		16-20	9.44	11.51			
		31-40	7.43	9.06			
		41-50	5.58	6.80			
			3.90	4.76			
European lobster/ Homard européen/ Bogavante <i>Homarus gammarus</i>	Live - bulk	400-600 g/pc	28.00	34.15 =	France delivered to French vivier	Ireland	
		600-800	28.00	34.15 =			
	Fresh - whole	Large small 400-600 g/pc 600-800 800-1000 > 1kg		27.50	33.54	Italy CPT	UK
				29.49	35.96		
				28.16	34.34		
			19.19	23.40			
Live			21.00	25.61	Mauritania FOB for European market	Mauritania	
			21.00	25.61			
			14.00	17.07			
			14.00	17.07			
Scalloped spiny lobster/ Langouste festonnée/ Langosta festoneada <i>Panulirus homarus</i>	Whole	100-200g	10.66	13.00	Taiwan (Province of China) CIF	Yemen	
		200-300	11.89	14.50			
		> 300	11.89	14.50			
	Whole, IWP	30-60 g/pc	13.11	16.00	Europe CIF		
		60-120 >120g	13.11	16.00 16.39			
Edible crab/Tourteau/ Buey de mar <i>Cancer pagurus</i>	Live, bulk	T2 (13-16 cm)	3.85	4.70	France Auction	France	
		500-700g/pc	6.80	8.29 +			
		>1 kg	6.80	8.29 -			
Spinous spider crab/ Araignée européenne/ Centolla europea/ <i>Maja squinado</i>	Fresh - female		5.30	6.46	Italy CPT	UK	
		male	4.50	5.49			
	female		4.90	5.98		France	
		male	5.50	6.71			
		Fresh-female	small	2.87			3.50
male	small	3.30	4.02				



Fish Species Trade Name	Product Form	Grading	Price per kg		Reference & Area	Origin	
			As stated	EUR USD			
<b>BIVALVES</b>							
<b>December 2020</b>							
Oyster/Huître/Ostra <i>Crassostrea gigas</i>  <i>Ostrea edulis</i>	Live	No. 3	4.50	5.49 =	France prod. Price/ average export price	Ireland/France	
		60-100 g/pc	17.50	21.34	Spain CIF	Netherlands	
		95-110 g/pc >130	17.65	21.52 14.62 17.83		Italy Netherlands	
Mussel/Moule/Mejillón <i>Mytilus edulis</i> <i>Mytilus galloprovincialis</i>  <i>Mytilus chilensis</i>	Live - Bottom mussel	Bulk	2.10	2.56 =	France wholesale	France	
			1.80	2.20 =		Netherlands	
	Live - Rope	60-80 pc/kg	2.00	2.44 =	Spain FOB	Spain	
			1.95	2.38			
	Fresh - whole	Fresh - in skin		1.92	2.34	Italy CPT FCA	Italy
				2.05	2.50		Spain
			1.40	1.71			
	IQF - shell-off, 7% glaze	200-300 pc/kg	3.50	4.27 +	CIF	Chile	
Razor shell/Couteau/ Navajas - <i>Solenidae</i>	Fresh	S	7.50	9.15	Spain CIF	Ireland	
		M	8.60	10.49			
		L	12.15	14.82			
	Live	10-12 cm/pc	3.80	4.63		Netherlands	
Great Atlantic scallop/ Coquille-St- Jacques/ Vieira <i>Pecten maximus</i>	Fresh whole shell, roe-on		5.00	6.10 +	France wholesale	France	
			4.80	5.85 +			
	Fresh whole shell, roe-off		27.00	32.93 +	Retail	Europe	
			30.00	36.59 +			
	Frozen, meat, roe-on		27.50	33.54 =			
			29.00	35.37			
Frozen, meat, roe-off		29.00	35.37				
		29.00	35.37				
<b>SALMON</b>							
<b>December 2020</b>							
Atlantic salmon/ Saumon de l'Atlantique/ Salmón del Atlántico <i>Salmo salar</i>	Fresh - gutted, head-on	2-3 kg/pc	5.80	7.07 -	France wholesale	Norway	
		3-4	5.80	7.07 -			
		4-5	6.00	7.32 -			
		5-6	6.00	7.32 -			
		6-7	6.20	7.56 -			
		2-3 kg/pc	6.20	7.56 -			
		Superior quality	7.70	9.39 +			
		Smoked- Fillet, vacuum reconstituted sides	1-2 kg/pc	30.50			37.20 =
		Fresh - Fillet	3-4 kg/pc	9.30			11.34 =
		Smoked- Fillet, vacuum reconstituted sides	1-2 kg/pc	30.00			36.59 =
	Fresh - gutted, head-on	1-2 kg/pc	NOK 38.33	3.62 4.43 +	Norway FOB	Norway	
		2-3	NOK 40.73	3.85 4.70 +			
		3-4	NOK 41.45	3.92 4.79 -			
		4-5	NOK 41.86	3.96 4.83 -			
		5-6	NOK 41.59	3.93 4.80 -			
		6-7	NOK 41.19	3.89 4.76 -			
		7-8	NOK 40.85	3.86 4.72 -			
8-9		NOK 41.63	3.93 4.81 -				
> 9		NOK 42.49	4.02 4.91 -				
Fresh		3-4 kg/pc	6.90	8.41			Spain CFR
		11.95	14.57				
gutted, head-on	4-5 kg/pc	4.85	5.91	Tunisia CFR			
	5-6	7.85	9.57				
IQF - salmon slices		9.73	11.87	Europe CFR			
Fresh - salmon cubes 8x8x8		9.73	11.87				
Fresh - Whole - Superior	2-3 kg/pc	4.39	5.35	Italy DDP	Norway		
	3-4	5.16	6.30				
	4-5	5.52	6.74				
	5-6	5.82	7.10				
	6-7	6.11	7.46				
	7-8	6.14	7.48				
	8-9	6.33	7.72				
	9-10	6.30	7.68				



Fish Species Trade Name	Product Form	Grading	Price per kg		Reference & Area	Origin		
			As stated	EUR USD				
<b>SALMON (cont.)</b>								
<b>December 2020</b>								
Atlantic salmon/ Saumon de l'Atlantique/ Salmón del Atlántico <i>Salmo salar</i>	Fresh- Whole	3-4	4.85	5.92	Italy DDP	Norway		
		4-5	5.12	6.24				
		5-6	5.42	6.61				
	Fillet, cooked		5.09	6.21	FCA	Italy		
IQF portion, 10% glazing	100-150 g/pc	10.20	12.44 +	Denmark				
<b>TROUT</b>								
<b>December 2020</b>								
Rainbow trout/ Truite arc-en-ciel/ Trucha arco iris <i>Oncorhynchus mykiss</i>	Fresh	300-400 g/pc	4.00	4.88	Italy CPT	Italy		
		Gutted	150-300 g/pc	4.70			5.73	
		300-500 g/pc	5.00	6.10				
	Fresh, Fillet	Fresh, Fillet, skinless		8.70	10.61	France wholesale	France	
				7.27	8.87			
		Fresh- whole		6.20	7.56 =			
		Fillet		8.20	10.00 =			
		Fillet, smoked		26.00	31.71 =			
		Whole, gutted, bulk		11.39	13.89			Retail
		<b>FRESHWATER FISH</b>						
<b>December 2020</b>								
Arctic char/omble-chevalier/ Trucha alpina <i>Salvelinus alpinus</i>	Fresh- whole		8.70	10.61	France wholesale	Europe		
Nile perch/Perche du Nil/Perca del Nilo <i>Lates niloticus</i>	Fillet - skinless	300-500 g/pc	4.51	5.50	EU CFR	Uganda		
		Interleaved, 100% net weight	500-1000	5.29			6.45	
	Fresh whole	200-400 g/pc	2.74	3.34	Italy FCA	Tanzania		
		yellow	200-400 g/pc	2.75			3.35	
		red	200-400 g/pc	2.76			3.37	
	green	200-400 g/pc	2.74	3.34				
Fresh fillet	200-400 g/pc	3.70	4.51					
	400-700	3.63	4.43					
Pike perch/Sandrel - Lucioperca <i>Sander lucioperca</i>	Fillet - skinless, PBI, IWP	500-1000 g/pc	5.29	6.45	Spain CFR			
	Fresh- whole	Average size	10.50	12.80 =	France wholesale	Europe		
	Fillet		12.20	14.88 =				
	Fresh- whole	2-3 kg	12.20	14.88 +				
Nile Tilapia/Tilapia du Nil/Tilapia del Nilo <i>Oreochromis niloticus</i>	Fillet - skinless, IQF, PBO non-treated, 10% glaze	5-7 oz/pc	3.85	4.00	Spain CFR	China		
Pangasius <i>Pangasius hypophthalmus</i>	Fillet, thawed		4.30	5.24	Italy CIF	Viet Nam		
<b>NON-TRADITIONAL SPECIES</b>								
<b>December 2020</b>								
Sturgeon/Sturgeon/ Esturione <i>Acipenseridae</i>	Frozen - Whole	1.5-2 kg/pc	6.50	7.93 =	France CIF	France		
	Gutted	5-7 kg/pc	7.50	9.15 =				
	Fillet	200-300 g/pc	15.00	18.29 =				
		800-1000	15.00	18.29 =				
<i>A. baeri</i>	Caviar (Aquitaine) metal boxes		999	1 218 =				
European eel/ Anguille d'Europe/ <i>Anguilla europea</i> <i>Anguilla anguilla</i>	Smoked	Medium	47.00	57.32 =	France wholesale	Europe		
Dusky grouper Mérrou noir/Mero moreno <i>Epinephelus marginatus</i>	H&G	3-5 kg/pc	5.57	6.80	Europe CIF	Yemen		
		> 5	5.57	6.80				
	IWP, gutted	> 3 kg/pc	4.43	5.40				
	Fresh whole	10-20 kg/pc	10.70	13.05	Italy CPT	Senegal		
1-2		12.90	15.73					
2-4		12.90	15.73					
> 20		10.20	12.44					
White grouper/ Merou blanc/Cherna de ley <i>Epinephelus aeneus</i>	Whole, gutted	3-5 kg/pc	5.33	6.50	FCA			
		5-10	4.51	5.50				
		> 10	4.51	5.50				
	Whole, fresh	1- 2 kg/pc	11.20	13.66				
Blue shark/ Peau bleue/Tiburón azul <i>Prionace glauca</i>	H&G, skin-on	< 4 kg/pc	0.56	0.68 -	Spain FOB	Spain		
		4-7	0.56	0.68 -				
		7-12	0.52	0.63 -				
		12-20	0.65	0.79 +				
		> 20	0.52	0.63 -				
	H&G, skinless	< 4 kg/pc	0.83	1.01 -				
		4-7	0.83	1.01 -				
		7-12	0.79	0.96 -				
		12-20	0.89	1.09 -				
		> 20	0.76	0.93 -				





Fish Species Trade Name	Product Form	Grading	Price per kg		Reference & Area	Origin
			As stated	EUR USD		
<b>NON-TRADITIONAL SPECIES (cont.)</b>						<b>December 2020</b>
Crimson jobfish Colas fil/Panchito hebra. <i>Pristipomoides filamentosus</i>	Whole, gutted	2- 3 kg/pc	2.87	3.50	Europe CIF	Yemen
		3- 5	2.87	3.50		
		5- 10	2.87	3.50		
Spangled emperor/ Empereur moris/ Emperador relámpago <i>Lethrinus nebulosus</i>	Whole, gutted IQF, H&G	3-5 kg/pc	3.07	3.75		
		> 5	2.58	3.15		
		3-5	3.69	4.50		
	> 5	3.69	4.50			
Common dolphinfish (Mahi Mahi)/ Coryphène commune/ Lampuga <i>Coryphaena hippurus</i>	Whole, gutted	2-3 kg/pc	0.98	1.20		
		3- 5	1.07	1.30		
		5- 10	1.23	1.50		
<b>SEABASS/SEABREAM/ MEAGRE</b>						<b>December 2020</b>
Seabass/Bar, Loup/Lubina <i>Dicentrarchus labrax</i>	Fresh - whole farmed	200-300 g/pc	3.20	3.90 +	Greece FOB	Greece
		300-450	4.10	5.00 -		
		450-600	4.60	5.61 +		
		600-800	5.80	7.07 +		
		800-1000	6.50	7.93 -		
		> 1000	8.50	10.37 =		
		200-300 g/pc	3.40	4.15 +	Italy CIF	
		300-450	4.30	5.24 -		
		450-600	4.80	5.85 +		
		600-800	6.00	7.32 +		
		800-1000	6.70	8.17 -		
		> 1000	8.70	10.61 =		
		200-300 g/pc	3.45	4.21 +	France CIF	
		300-450	4.35	5.30 -		
		450-600	4.85	5.91 +		
		600-800	6.05	7.38 +		
		800-1000	6.75	8.23 -		
		> 1000	8.75	10.67 =		
		200-300 g/pc	3.44	4.20 +	Spain CIF	
		300-450	4.34	5.29 -		
450-600	4.84	5.90 +				
600-800	6.04	7.37 +				
800-1000	6.74	8.22 -				
> 1000	8.74	10.66 =				
200-300 g/pc	3.47	4.23 +	Germany CIF			
300-450	4.37	5.33 -				
450-600	4.87	5.94 +				
600-800	6.07	7.40 +				
800-1000	6.77	8.26 -				
> 1000	8.77	10.70 =				
200-300 g/pc	3.45	4.21 +	Portugal CIF			
300-450	4.35	5.30 -				
450-600	4.85	5.91 +				
600-800	6.05	7.38 +				
800-1000	6.75	8.23 -				
> 1000	8.75	10.67 =				
200-300 g/pc	3.63	4.43 +	UK CIF			
300-450	4.53	5.52 -				
450-600	5.03	6.13 +				
600-800	6.23	7.60 +				
800-1000	6.93	8.45 -				
> 1000	8.93	10.89 =				
200-300 g/pc	2.81	3.43 +	Italy FCA	Greece		
300-450	3.92	4.78 -				
450-600	4.20	5.12 +				
600-800	4.84	5.90 +				
800-1000	6.35	7.74 -				
1000-1500	7.86	9.59 =				
1500- 2000	8.65	10.55 +				
> 2000	13.36	16.29 -				
200-300 g/pc	3.30	4.02 +	Italy CIF	Turkey		
300-400	3.80	4.63 -				
400-600	4.20	5.12 -				
600-800	4.60	5.61 -				
800-1000	5.50	6.71 -				
> 1000	6.00	7.32 -				



Fish Species Trade Name	Product Form	Grading	Price per kg		Reference & Area	Origin	
			As stated	EUR USD			
<b>SEABASS/SEABREAM/ MEAGRE (cont.)</b>						<b>December 2020</b>	
<b>Seabass/Bar, Loup/Lubina</b> <i>Dicentrarchus labrax</i>	Fresh - whole farmed	200-300 g/pc	4.50	5.49	Spain CIF	Canary Island (Spain)	
		300-400	4.50	5.49			
		400-600	4.00	4.88			
		600-800	4.30	5.24			
		800-1000	5.50	6.71			
		1000-1500	9.12	11.12			
		1500-20000	12.50	15.24			
	Fresh - whole - wild Mediterranean	600-800	10.13	12.35	Italy CPT	Egypt	
		800-1000	10.13	12.35			
		1000-2000	11.00	13.41			
	Farmed - Orbetello	> 2000	11.50	14.02	FCA	Italy	
		Large	10.70	13.05			
		Medium	9.70	11.83			
		Small	7.60	9.27			
<b>Gilthead seabream/ Dorade royale/Dorada</b> <i>Sparus aurata</i>	Fresh - whole farmed	200-300 g/pc	3.80	4.63 -	Greece FOB	Greece	
		300-450	4.00	4.88 -			
		450-600	4.00	4.88 -			
		600-800	4.80	5.85 =			
		800-1000	6.50	7.93 =			
		> 1000	8.50	10.37 =			
			200-300 g/pc	4.00	4.88 -		Italy CIF
			300-450	4.20	5.12 -		
			450-600	4.20	5.12 -		
			600-800	5.00	6.10 =		
			800-1000	6.70	8.17 =		
			> 1000	8.70	10.61 =		
			200-300 g/pc	4.05	4.94 -		France CIF
			300-450	4.25	5.18 -		
			450-600	4.25	5.18 -		
			600-800	5.05	6.16 =		
			800-1000	6.75	8.23 =		
			> 1000	8.75	10.67 =		
			200-300 g/pc	4.04	4.93 -		Spain CIF
			300-450	4.24	5.17 -		
			450-600	4.24	5.17 -		
			600-800	5.04	6.15 =		
			800-1000	6.74	8.22 =		
			> 1000	8.74	10.66 =		
			200-300 g/pc	4.07	4.96 -		Germany CIF
			300-450	4.27	5.21 -		
			450-600	4.27	5.21 -		
			600-800	5.07	6.18 =		
	800-1000	6.77	8.26 =				
	> 1000	8.77	10.70 =				
	200-300 g/pc	4.05	4.94 -	Portugal CIF			
	300-450	4.25	5.18 -				
	450-600	4.25	5.18 -				
	600-800	5.05	6.16 =				
	800-1000	6.75	8.23 =				
	> 1000	8.75	10.67 =				
	200-300 g/pc	4.23	5.16 -	UK CIF			
	300-450	4.43	5.40 -				
	450-600	4.43	5.40 -				
	600-800	5.23	6.38 =				
	800-1000	6.93	8.45 =				
	> 1000	8.93	10.89 =				



Fish Species Trade Name	Product Form	Grading	Price per kg		Reference & Area	Origin	
			As stated	EUR USD			
<b>SEABASS/SEABREAM/ MEAGRE (cont.)</b>						<b>December 2020</b>	
<b>Githead seabream/ Dorade royale/Dorada</b> <i>Sparus aurata</i>	wild	600-800 g/pc	17.47	21.30	Italy FCA	Morocco	
		800-1000	18.63	22.71			
		1000-2000	19.97	24.36			
		> 2000	18.57	22.64			
	farmed	200-300 g/pc	3.95	4.82	CPT	Greece	
		300-400	3.95	4.82			
		400-600	4.37	5.33			
	wild	400-600 g/pc	10.25	12.50	CPT	Egypt	
		600-800	10.25	12.50			
		800-1000	10.25	12.50			
1000-2000		10.50	12.80				
farmed Orbetello	Large	10.70	13.05	FCA	Italy		
	Medium	9.70	11.83				
	1-2 kg/pc	13.50	16.46				
Fresh - whole	200-300 g/pc	3.00	3.66 -	Italy CIF	Turkey		
	300-400	3.30	4.02 -				
	400-600	3.30	4.02 -				
	600-800	3.50	4.27 -				
	800-1000	4.50	5.49 -				
	> 1000	5.50	6.71 -				
White seabream/Sar/Sargo <i>Diplodus sargus</i>	Fresh	300-500 g/pc	6.20	7.56	Italy CPT	Senegal	
			7.18	8.76		Spain	
<b>Japanese threadfin bream/ Cohana japonaise/ Baga japonesa</b> <i>Nemipterus japonicus</i>	Whole	100-200 g/pc	1.60	1.95	Vietnam CIF	Yemen	
		200- 300	1.84	2.25			
		300- 500	1.84	2.25			
	Whole, frozen at sea, block	100- 200 g/pc	2.26	2.76	USA CIF		
		> 200	2.59	3.16			
<b>Santer seabream/ Denté nufar/Dentón nufar</b> <i>Cheimerius nufar</i>		500-1000 g/pc	6.96	8.49	Italy CPT	Oman	
		1000-2000	6.96	8.49			
<b>Meagre/Maigre commun/Corvina</b> <i>Argyrosomus regius</i>	Fresh - Whole	500-1000 g/pc	5.30	6.46	Italy FCA	Greece	
		farmed	1000-2000	4.97			6.06
			> 2000	5.18			6.32
			> 3000	5.50			6.71
	wild	> 2000 g/pc	4.95	6.04	CIF	Egypt	
		600-800 g/pc	6.30	7.68	CPT		
		800-1000	6.00	7.32			
		1000-2000	6.24	7.61			
		2000-4000	6.40	7.80			
		4000-6000	7.80	9.51			
5-10 kg	7.30	8.90					
10-15kg	8.50	10.37					
Fresh- whole, wild	> 1000 g/pc	9.80	11.95 +	France wholesale	France		



The European Fish Price Report is a monthly **GLOBEFISH** publication. This issue was prepared by Helga Josupeit, William Griffin, Felix Dent, and Alessia Capasso.

## PRICE REFERENCE (INCOTERMS 2010)

CFR	Cost and Freight
CIF	Cost, Insurance and Freight
CIP	Carriage and Insurance Paid To
CPT	Carriage Paid To
DAT	Delivered at Terminal
DAP	Delivered at Place
DDP	Delivered Duty Paid
EXW	Ex Works
FCA	Free Carrier
FAS	Free Alongside Ship
FOB	Free on Board

## PRODUCT FORM

C&P	Cooked and Peeled
FAS	Frozen at Sea
H&G	Headed and Gutted
HOG	Head on Gutted (salmon)
IQF	Individually Quick Frozen
IWP	Individually Wrapped Pack
PBI	Pinbone In
PBO	Pinbone Off
PD	Peeled and Deveined
PTO	Peeled Tail On
PUD	Peeled, Undeveined

## CURRENCY RATES

		US\$	EUR
Canada	CAD	1.27	1.56
Hungary	HUF	291.16	355.52
Norway	NOK	8.66	10.58
USA	USD		1.22
EU	EUR	0.82	
Denmark	DKK	6.10	7.44
Russia	RUR	73.36	89.45

*Exchange Rates 17.12.2020*

## SYMBOLS

- + Price increased in original currency since last report
- Price decreased in original currency since last report
- = Updated but unchanged price
- \* New insertion
- Not updated since last issue


**GLOBEFISH Market Reports are available from the GLOBEFISH web site:  
[www.fao.org/in-action/globefish](http://www.fao.org/in-action/globefish)**

---

**GLOBEFISH**

Products, Trade and Marketing Branch (NFIM)  
Fisheries Division  
Food and Agriculture Organization of the United Nations  
Viale delle Terme di Caracalla  
00153 Rome, Italy

[globefish@fao.org](mailto:globefish@fao.org)  
[www.globefish.org](http://www.globefish.org)  
#FAOfish



**GLOBEFISH**

---