



GLOBEFISH

EUROPEAN PRICE REPORT

Issue 10/2010
October 2010

The European Fish Price Report, based on information supplied by industry correspondents, aims to provide guidance on broad price trends. Price information is indicative and should be used only for forecasting medium- and long-term trends. FAO is not responsible for any errors or omissions.

INDEX FOR PRICES

Groundfish	6
Flatfish	6
Tuna	7
Small Pelagics	7
Cephalopods	8
Crustaceans	8
Bivalves	9
Salmon	10
Trout	10
Freshwater fish	10
Non Traditional Species	11
Seabass	11
Seabream	12

LATEST TRENDS

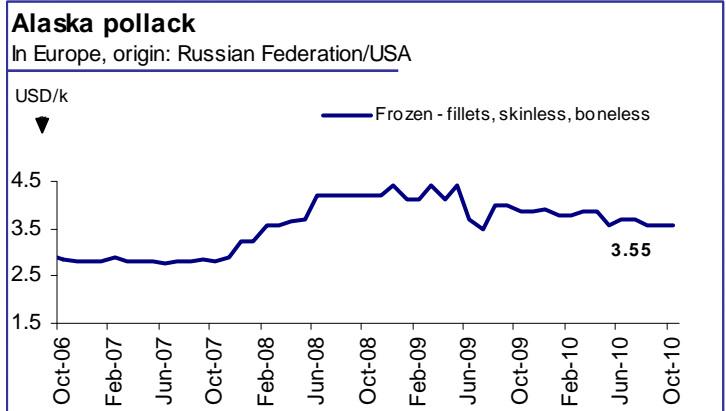
This year, October is particularly busy with demand higher than expected. Prices for many farmed products are rising, including salmon, seabream, tilapia but also pangasius. In part, this reflects seasonal buying but is also a result of lower biomass levels than usual. The situation for wild species is more mixed with tuna quoted lower and most groundfish species unchanged.

The strong Euro favours European buyers for the moment to the detriment of the US market in particular.

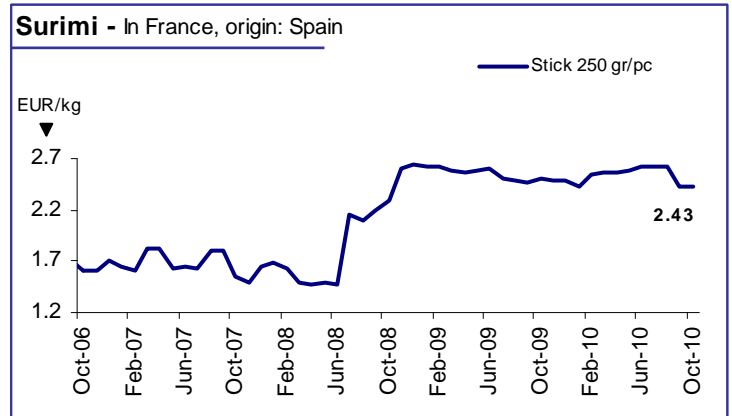
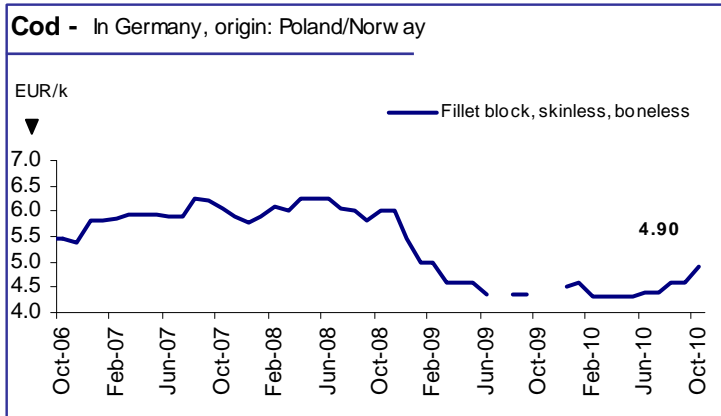
GROUND FISH

European Alaska pollock prices are stable for both whole fish and fillets. The B-season in the USA went well with a quota increase forecast for next year. American scientists have proposed increases in the quota of

Alaska pollock but have not yet fixed any exact quantities. The forecast lies between 900 000 tonnes and 1.1 million tonnes. Discussion on the proposed quota will take place during the upcoming Groundfish Forum in New Zealand and will certainly have an impact on the outlook for 2011. In the EU, cod prices have increased slightly, after the introduction of the EU catch certificate began to affect

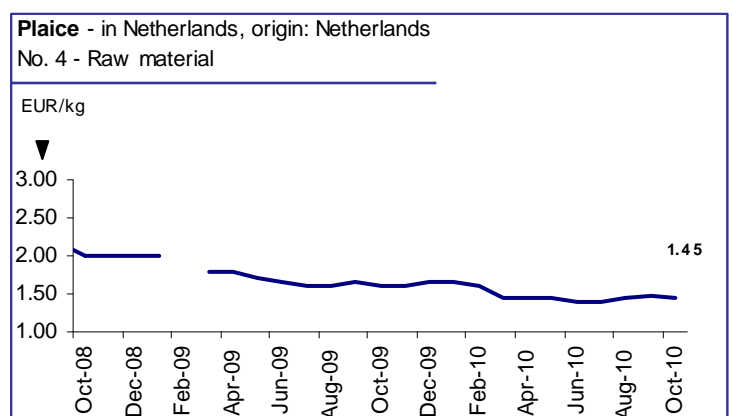
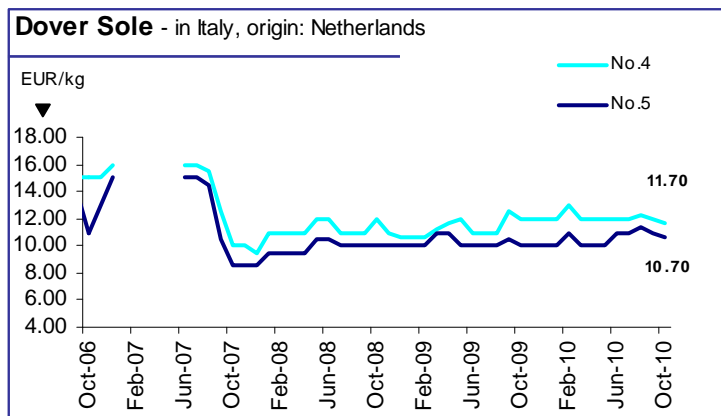
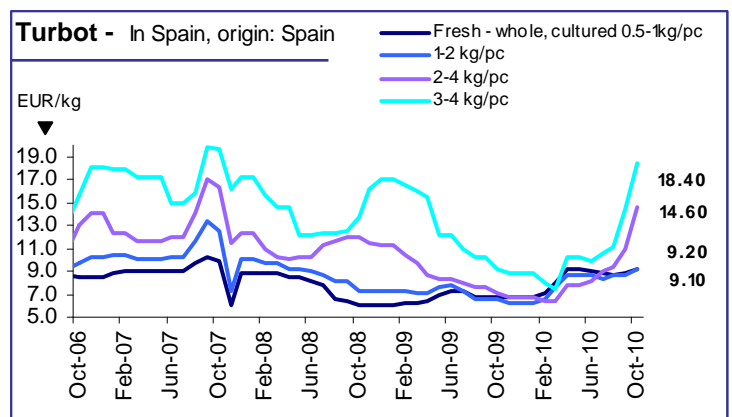


the volume allowed to be imported. Demand for cod in the UK and in southern Europe has also been sustained. Haddock prices are stable with good supplies foreseen in the medium term with higher quotas next year in the USA. European demand for saithe is strong with prices increasing. The trend is reversed for hake ending slightly weaker.



FLATFISH

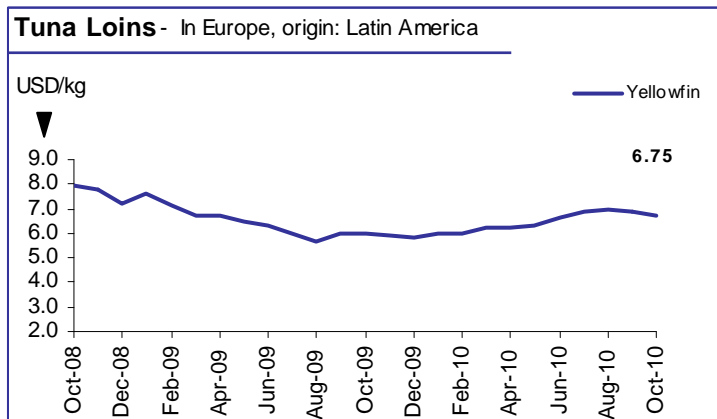
As for many other farmed species, biomass of turbot is low because of reduced stocking. In Spain, many suppliers are reducing offerings of medium and large sized turbot over 1.5 kg with prices increasing quickly, despite only moderate demand.



TUNA

Despite disappointing catches in the Indian Ocean, prices of skipjack and yellowfin are down to EUR 780 and EUR 1 650 respectively, FOB Seychelles. In West Africa prices for skipjack fell to EUR 825. Prices in Spain were relatively firm with skipjack sold at EUR 900/tonne DEQ and yellowfin 10 kg/up at EUR 1 850. Cooked loin prices remained stable in Europe with buyers paying up to EUR 3 700/tonne DDP Spain and USD 6 750/tonne DDP Italy.

In general, buyers continue to hold back orders in anticipation of lower raw material prices in the all important Bangkok tuna market. Continued low levels of buying activity from canned tuna buyers allowed the buyers of raw material to remain passive in their October pricing discussions with suppliers. As a result, in spite of relatively slow catching in both the Indian Ocean and the Western and Central Pacific, the price of main size skipjack declined to USD 1 200/tonne CNF Bangkok from about USD 1 275/tonne in September.



While demand for canned tuna has been limited, processing plants with capacity for producing cooked and frozen loins for the EU have been filling their production plants as a result of the demand relating to the EU's 6% duty quota for loins. Demand for this quota has given rise to a difference in prices with a premium being paid for fish that is qualified for entry into the EU market. For example, the Bangkok market paid USD 1 230/tonne for skipjack caught by boats with EU sanitary numbers and EU catch certificates, a premium of USD 30/tonne over the same fish without documentation needed for the EU market.

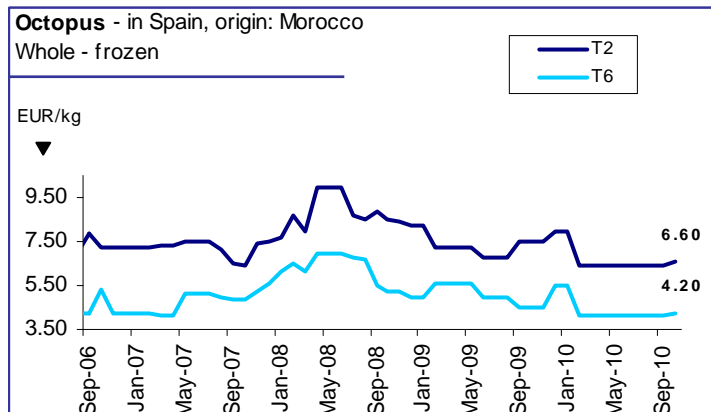
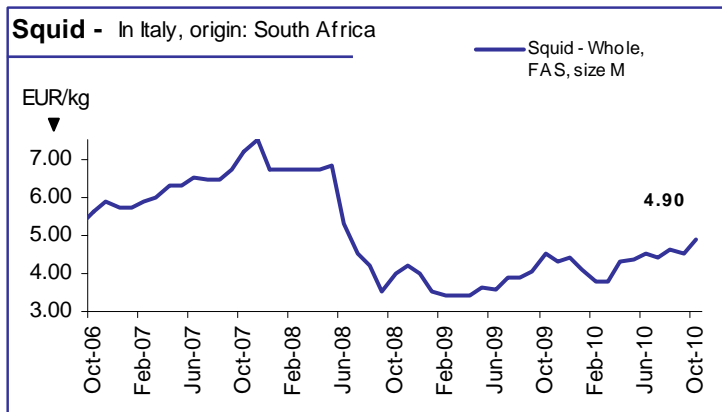
SMALL PELAGICS

The mackerel market has been extremely good this season with Japan buying large quantities. With strong demand in general, inventories are at minimum levels.

Herring production has started but the market has not yet adjusted to the high prices. Sales of herring, therefore are slow, including of fillets and flaps. Herring holdings in the Ukraine are reportedly high.

CEPHALOPODS

Squid catches in South Africa are only moderate with the local fishery closing down for its closed season from 19 October to 23 November. Lack of squid supplies from other sources has driven prices upwards in all markets. The situation in the South West Atlantic is particularly serious despite an upswing in catches in September. Lack of stock in the distribution pipeline has made the market react quickly to shortages.



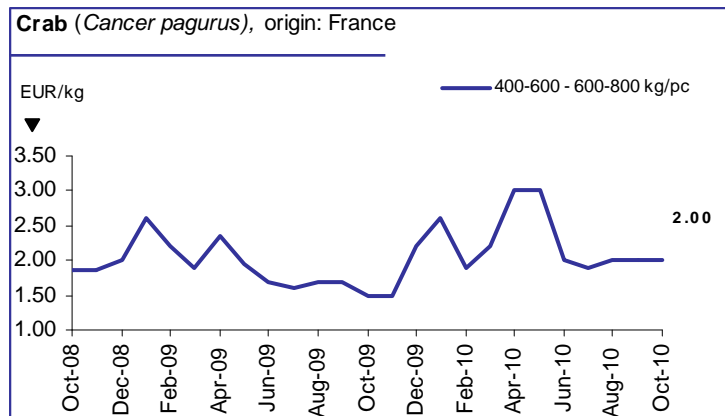
In Morocco, octopus fisheries in the southern part of Morocco that represent more than two thirds of total Moroccan catches closed down from 1 October for a two-month fishing ban. Prices moved upwards rapidly anticipating even higher prices over the next quarter.

CRUSTACEANS

Lobster prices are stable in quiet markets. The fall season for lobster was moderate. Stocks are limited but adequate for current demand.

For shrimp, strong demand in Asia is making lower volumes available for European markets. For *vannamei*, raw material supply remains unchanged with limited quantities offered from Indonesia as a result of bad weather. This should improve in December. Local consumption in Indonesia is getting stronger, especially for small sizes (91/120 – smaller sizes), with prices at times exceeding those of exports.

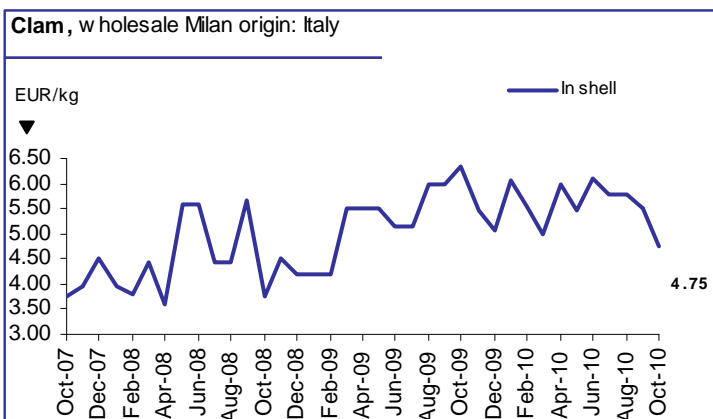
Prices for crab are stable whereas quotations for European lobster are up as landings remain tight.



BIVALVES

Usually October is a month when year-end negotiations become important and demand picks up as factories and traders build up stocks. This year the relationship between supply and demand is tighter than usual, leading to generally rising prices.

In France, the bouchot season is likely to finish early, probably in November, because of lower production.



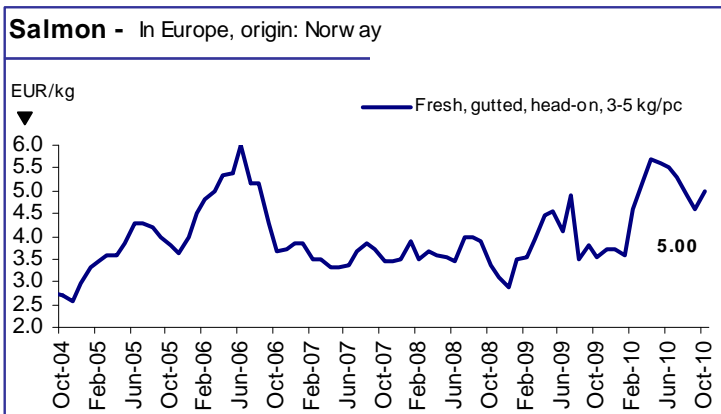
For *Mytilus edulis*, prices appear to be stabilising at around EUR 1.00/kg.

For gigas oyster, price increases are occurring at production level in France and Ireland. On average, quotations are EUR 1.00/kg higher compared with the previous season. Demand is expected to remain high as the end of the year approaches.

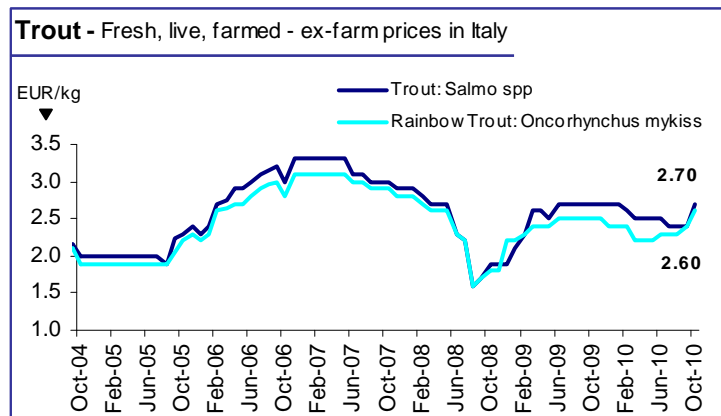
SALMON/TROUT

After a drop early in October, salmon prices are easing upwards again in the European market as demand is firming. Norwegian export statistics for January-September show an increase in volumes of 13% compared with last year to 651 000 tonnes (round weight equivalents) and a massive 30% in value to NOK 21.9 billion. Fillet exports in particular are strong with total fresh and frozen salmon fillet volumes up 27% and 29% overall. The US market remains undersupplied despite significant volumes now coming

from Norway but also from Scotland. EU fillet imports from Norway show strong growth in 2010 despite the markedly higher prices.



At the same time, Chile, traditionally the second largest Atlantic salmon producer, saw significant drops in salmon exports during the first six months with values down 15% to USD 1 billion and volumes dropping 34% to 181 400 tonnes from 274 000 tonnes in 2009. Chile's exports to Latin American countries such as Brazil were up however by 25%, meaning that traditional markets suffered more than the average decline.

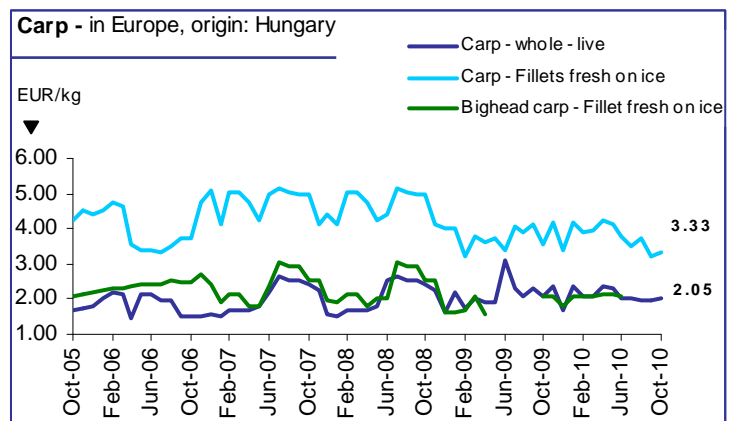


The market expects higher prices in the run-up to Christmas and stable but high prices in the first two quarters of 2011. Prices should ease from then onwards as Chilean supplies will start returning to market in force.

In Italy, trout demand is stable to slightly weaker. Supply is adequate.

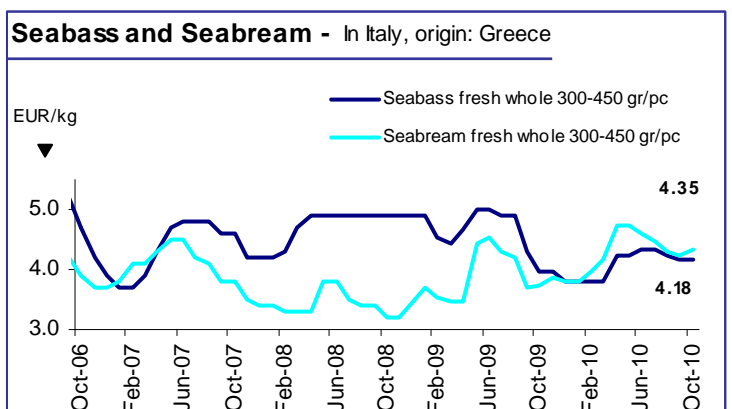
FRESHWATER FISH

In Hungary, consumer confidence and spending has slowly started to revive. The environmental disaster in western Hungary has impacted negatively all fish consumption with distributors forced to discount aggressively to move any volume.



SEABASS, SEABREAM and MEAGRE

Demand for bass and bream is picking up and with supply down compared with 2009, prices have firmed by around 5% from last month, especially for bream. Bream prices are expected to rise further whereas supply of seabass is adequate at the moment.



Fish Species Trade Name	Product Form	Grading	Price per kg		Reference & Area	Origin	
			As stated	Euro US\$			
GROUND FISH						October 2010	
Cod/Cabillaud, Morue/ Bacalao <i>Gadus morhua</i>	Fresh - fillet	100-200 gr/pc 200-400	9.15	12.77 =	Italy wholesale	Northern Europe	
	Salted (Baccalà)		8.20	11.45 =		Norway	
	Dried (Stoccafisso)		26.00	36.29 =			
	Soak (Stoccafisso)		6.00	8.37 =			
	Fillets, skinless, boneless, blockfrozen	16.5 lb	4.90	6.84 +	Germany ddp	Barents Sea	
	Fresh gutted		1.37	1.91	Poland des	Baltic Sea	
Hake/Merlu/Merluza <i>Merluccius gayi</i>	Fillets interleaved, PBI deep skinned	2-4 oz/pc	2.51	3.50 =	Europe cfr	Chile	
	Fillets PBO interleaved deep skinned		2.72	3.80 =			
	Fillets PBI regular skinned		2.36	3.30 =			
	<i>Merluccius capensis</i>	Mince		1.43	2.00 *	France cif	Namibia
		H&G, IWF		No quotations		Spain cif	
	<i>Merluccius productus</i>	Skin-on fillets, plate land-frozen					
Alaska pollack/Lieu de l'Alaska/Colín de Alaska <i>Theragra chalcogramma</i>	Fillet, regular, skinned, PBO	16.5 lb	2.29	3.20 =	Germany cfr ddp	USA	
	Fillet block, skinless, boneless	16.5 lb	2.67	3.72 =		Russia	
			2.54	3.55 =		China	
	Fillet, skinless, PBI, blockfrozen		2.22	3.10 =	Russia		
	IQF portions	60-80 gr/pc	2.08	2.90 -	France cif	China	
	Block	7.5 kg block	1.68	2.35 -		Spain	
Surimi (Alaska pollack)	Stick - grade A	250 gr/pc	2.43	3.39	ddp		
Saithe/Lieu noir/ Carbonero (Pollock, Coley) <i>Pollachius virens</i>	Frozen - block, fillet, skinless, boneless	16.5 lb	3.50	4.89 =	Europe ddp	Norway	
			3.30	4.61 =		Faeroe Islands/ Iceland	
Monkfish/Baudroie/ Rape <i>Lophius spp.</i>	IQF tail, skin-on 15% glaze	50-100 gr/pc	2.22	3.10	European main ports cfr	China	
		100-200 gr/pc	3.04	4.25			
		200-300	3.58	5.00			
		300-500	3.90	5.45			
		500-1000	4.55	6.35			
		> 1000	6.70	9.35			
Haddock/Eglefin/Eglofino <i>Melanogrammus aeglefinus</i>	Fillet, skinless, boneless blockfrozen	16.5 lb	4.40	6.14 +	Germany ddp	Barents Sea	
FLAT FISH						October 2010	
Turbot/Rodaballo <i>Scophthalmus maximus</i>	Fresh - whole cultured	0.5-1 kg/pc	9.20	12.84 +	Spain cif	Spain	
		1-2	9.10	12.70 +			
		2-3	14.60	20.38 +			
		3-4	18.40	25.68 +			
		0.25-0.5 gr/pc	6.65	9.28 =	Netherlands cif (for Spanish mkt)	Netherlands	
		0.5-1	9.00	12.56 =			
		1-2	11.80	16.47 =			
		2-3	13.95	19.47 =			
		3-4	16.75	23.38 =			
		> 4	21.45	29.94 =			

Fish Species Trade Name	Product Form	Grading	Price per kg			Reference & Area	Origin	
			As stated	Euro	US\$			
FLATFISH (cont.)							October 2010	
Dover sole/Sole/ Lenguado <i>Solea vulgaris</i>	Raw material	No. 4	11.70	16.33	+	Netherlands fob cif (for Spanish mkt)	Netherlands	
		No. 5	10.70	14.94	-			
	Frozen 40% glaze	120-170 gr/pc		6.40	8.93			=
		170-220		7.40	10.33			=
		220-300		8.80	12.28			=
		300-350		11.40	15.91			=
350-400			12.65	17.66	=			
	400-500		13.22	18.45	=			
Plaice/Plie/Solla <i>Pleuronectes</i> spp.	Frozen	No. 4	1.45	2.02	-			
European Flounder/ Flet d'Europe/ Platija europea <i>Platichthys flesus</i>	Fresh whole	very small	0.36	0.50		Poland des	Baltic	
TUNAS/BILLFISHES							October 2010	
Tuna/Thon/Atún <i>Thunnus</i> spp.	Yellowfin - cooked & cleaned loins - vacuum packed	double cleaned	4.84	6.75	-	Italy ddp	Kenya/Solomon Is/Côte d'Ivoire/Madagascar	
	Yellowfin - whole	> 10 kg/pc	2.05	2.86	+	Spain ddp cif	Atlantic Ocean	
		< 10 kg/pc	1.65	2.30	-			
	Bigeye - whole	> 10 kg/pc	1.70	2.37		ddp	Côte d'Ivoire Eastern pacific ocean Kenya	
	Skipjack - whole	1.8-3.4 kg/pc	1.00	1.40	+			
	Yellowfin round	> 20 kg/pc	1.33	1.85	*			
	Yellowfin frozen loins		4.50	6.28	-			
	Skipjack frozen loins		3.60	5.02	-			
	Skipjack frozen loins, c&c	single cleaned	1.85	3.70	-			
Skipjack loins		3.10	4.33	*	Europe cfr	Thailand		
Swordfish/Espadon/ Pez espada <i>Xiphias gladius</i>	Smoked - whole		9.90	13.82	-	Italy wholesale	Italy	
	Smoked - slices		16.50	23.03	-			
SMALL PELAGICS							October 2010	
Mackerel/Maquereau/ Caballa <i>Scomber scombrus</i>	Whole	200-400 gr/pc	NOK 8.50	1.04	1.46	Norway fob	Norway	
		300-500	NOK 9.50	1.17	1.63			
		400-600	NOK 16.00	1.97	2.75			
		> 600	NOK 18.50	2.27	3.17			
Herring/Hareng/Arenque <i>Clupeidae</i>	Fresh - whole	70-100 gr/pc	0.27	0.38		Poland des	Baltic	
	Whole	> 300 gr/pc	0.64	0.89	*	Norway cif	Norway	
		> 350	0.72	1.00	*			
	Fillet - skinless	50-80 gr/pc	NOK 10.75	1.32	1.84	fob		
		60-90	NOK 11.00	1.35	1.89			
Flaps	6-10 pc/kg	NOK 8.50	1.04	1.46	cif			
European anchovy/ Anchois/Boquerón <i>Engraulis encrasicolus</i>	Fresh	first category	2.32	3.24	-	Italy wholesale	Italy	
European pilchard/ Sardine d'Europe/Sardina <i>Sardina pilchardus</i>		second category	2.00	2.79	+			
Sprat/Sprat/Espadín <i>Sprattus sprattus</i>	Fresh - whole		0.09	0.12		Poland des	Baltic	

Fish Species Trade Name	Product Form	Grading	Price per kg		Reference & Area	Origin	
			As stated	Euro US\$			
CEPHALOPODS						October 2010	
Squid/Encornet/Calamar <i>Loligo spp.</i>	Fresh	Large	6.00	8.37 =	Italy wholesale	Imports	
			7.15	9.98 =			Italy
	Tubes cleaned frozen block	20-40 pc/kg	4.66	6.50 -	cfr	India	
	Whole cleaned, IQF, 90% NW	< 10		2.36	3.30 *	Germany cfr	
		10-20		2.08	2.90 *		
26-40			1.79	2.50 *			
Frozen - whole	S (< 18 cm) M (18-25) L (25-30) XL (>30)		4.70	6.56 +	cif	South Africa	
			4.90	6.84 +			
			5.50	7.68 +			
			5.50	7.68 +			
Octopus/Poulpe/Pulpo <i>Octopus vulgaris</i>	Frozen - whole	T1	7.80	10.89 +	Spain wholesale	Morocco	
		T2	6.60	9.21 +			
		T3	5.70	7.96 +			
		T4	5.30	7.40 +			
		T5	4.80	6.70 +			
		T6	4.20	5.86 +			
		T7	4.00	5.58 +			
		T8	3.70	5.16 +			
		T9	3.40	4.75 +			
	Raw, flower type	1-2 kg/pc 2-4		3.04	4.25 *	Italy cfr	Indonesia
				3.40	4.75 *		
				6.30	8.80		
				6.02	8.40		
Cuttlefish/Seiche/ Sepia <i>Sepia officinalis</i>	Whole cleaned, IQF 20% glaze	< 1pc/kg	3.30	4.60 -	Germany cfr	India	
		1-2	3.30	4.60 -			
		2-4	3.22	4.50 -			
		5-7	3.22	4.50 *			
		10-20	2.94	4.10 *			
		20-40	2.22	3.10 *			
		40-60	2.08	2.90 *			
		> 60	2.08	2.90 *			
		Whole round	> 2-3 kg	2.47			3.45
	CRUSTACEANS						October 2010
Coldwater shrimp/ Crevette nordique/ Camarón boreal <i>Pandalus borealis</i>	Fresh - Pre-cooked	packed	5.75	8.03 =	Italy wholesale	Italy	
	PUD, IQF, 10% glaze	350-500 gr/pc	7.00	9.77 -		cfr	Denmark
Whiteleg shrimp/ Crevette pattes blanches/Camarón patiblanco <i>Penaeus vannamei</i>	Head-on, Shell-on	30-40 pc/lb	5.70	7.95	Ecuador fob EMP	Ecuador	
		40-50	4.87	6.80			
		50-60	3.94	5.50			
		70-80	3.51	4.90			
	Head-on, Shell-on 100% net weight	31-40 pc/lb	5.09	7.10	Germany cfr	India	
		41-50	4.37	6.10			
C&P undeveined IQF, 20% glaze	40-60 pc/lb		4.66	6.50		China	
			4.48	6.25			
			4.12	5.75			
			3.69	5.15			

Fish Species Trade Name	Product Form	Grading	Price per kg			Reference & Area	Origin
			As stated	Euro	US\$		
CRUSTACEANS (cont.)							October 2010
Whiteleg shrimp/ Crevette pattes blanches/Camarón patiblanco <i>Penaeus vannamei</i>	PD	26-30 pc/lb		7.59	10.60 +	European main ports cfr	Indonesia
		31-40		6.88	9.60 +		
		41-50		6.09	8.50 +		
		51-60		5.84	8.15 +		
		61-70		5.59	7.80 *		
		71-90		5.37	7.50 *		
Black tiger/Crevette tigrée/Camarón tigre <i>Penaeus monodon</i>	Blockfrozen - headless shell-on 20% glaze	21-25 pc/lb		8.60	12.00 *	Spain cif (for Spanish market)	Bangladesh
		26-30		7.45	10.40 *		
		31-40		6.10	8.51 *		
	Blockfrozen - headless shell-on IQF, 25% glaze	6-8 pc/lb		11.90	16.61 *		
		16-20		7.40	10.33 *		
		21-25		5.70	7.96 *		
Warmwater shrimp/ Crevette d'eau chaude/ Langostino, Gamba <i>Penaeus spp.</i>	Frozen, PD, IQF, 10% glaze	250-350 pc/lb		5.95	8.30 =	Italy cfr	India
		200-300 pc/lb		5.37	7.50 =		
	Frozen, PUD, IQF, 10% glaze						
Giant river prawn/ Bouquet géant/ Camarón gigante <i>Macrobrachium rosenbergii</i>	Block - 100% net weight Headless, shell-on	< 5 pc/lb		13.00	18.15	Germany cfr	Bangladesh
		6-8		10.25	14.30		
		8-12		8.99	12.55		
		13-15		7.45	10.40		
		16-20		6.95	9.70		
Mantis shrimp/Squille/ Galera <i>Squilla mantis</i>	Live			9.00	12.56 =	Italy wholesale	Italy
	Fresh			5.25	7.33 -		
European lobster/ Homard européen/ Bogavante <i>Homarus gammarus</i>	Live	bulk		15.50	21.63 +	France cif	Ireland
American lobster/ Homard américain/ Bogavante americano <i>Homarus americanus</i>	Frozen whole cooked popsicle	< 450 gr/pc	CAN	15.00	14.96	Europe cif	Canada
		> 450	CAN	16.00	15.95		
Edible crab/Tourteau/ Buey de mar <i>Cancer pagurus</i>	Live	bulk		2.00	2.79 =	France cif	Ireland
BIVALVES							October 2010
Oyster/Huître/Ostra <i>Crassostrea gigas</i>	Live			8.25	11.52 =	Italy wholesale	France
	Live	No. 3		5.80	8.10 +		Italy
Mussel/Moule/Mejillón <i>Mytilus edulis</i>	Live - Rope			No quotations		France prod. price cif to packer wholesale	Ireland/France
	Live - Bouchot mussel			2.30	3.21 *		Ireland
	Live - Bottom mussel				1.00	1.40 =	Netherlands auction Netherlands
Scallop/Coquille Saint- Jacques/Vieira <i>Pecten jacobaeus</i>	Chilled - shell-on Shell-off			8.50	11.86 =	Italy wholesale	Italy
				8.15	11.38 =		
Scallop/Peigne/Peine <i>Chlamys spp.</i>	Fresh			11.35	15.84 =		
Venus clam/Praire/ Chirla - <i>Venus gallina</i>	Live			4.75	6.63 -		

Fish Species Trade Name	Product Form	Grading	Price per kg		Reference & Area	Origin
			As stated	Euro US\$		
BIVALVES (cont.)						October 2010
Grooved Carpet shell/ Palourde/Almeja fina <i>Venerupis semidecussatus</i>	Live		5.30	7.40 +	Italy wholesale	Italy
Razor shell/Couteau/ Navajas - <i>Solenidae</i>	IQF	12 cm	3.55	4.96 =	Spain cif	Netherlands
SALMON						October 2010
Atlantic salmon/ Saumon de l'Atlantique/ Salmón del Atlántico <i>Salmo salar</i>	Fresh - gutted, head-on Superior quality	1-2 kg/pc	4.00	5.58 +	France cif	Scotland
		2-3	4.35	6.07 +		
		3-4	5.10	7.12 +		
		4-5	5.20	7.26 +		
		5-6	5.30	7.40 +		
	Fresh - gutted, head-on Superior quality	1-2 kg/pc	3.90	5.44 +	ddp	Norway
		2-3	4.50	6.28 +		
		3-4	5.00	6.98 +		
		4-5	5.10	7.12 +		
		5-6	5.10	7.12 +		
> 6	5.30	7.40 -				
TROUT						October 2010
Trout/Truite/Trucha <i>Salmo spp.</i>	Fresh on ice whole	0.5-0.8 kg/pc	No quotations		Hungary exw	Hungary
	Fillet - farmed	200-400 gr/pc	6.70	9.35 +	Italy ex-farm	Italy
	Live - farmed	500-700 gr/pc	2.70	3.77 +		
Rainbow trout/ Truite arc-en-ciel/ Trucha arco iris <i>Oncorhynchus mykiss</i>	Fillet - trim C - IQF -	2-3 lb/pc	No quotations		France cif	Chile
	Whole gutted				Germany wholesale	Germany/ Italy
	Live - farmed	250-400 gr/pc	2.60	3.63 +	Italy ex-farm	Italy
	Gutted		3.50	4.89 +		
	Fresh - whole gutted	350-400 gr/pc	ZAR 32.00	3.34	4.66 =	SA fob (for EMP)
FRESHWATER FISH						October 2010
Nile perch/Perche du Nii/Perca del Nilo <i>Lates niloticus</i>	Fresh - fillet		6.60	9.21 +	Italy wholesale	Imports
Nile tilapia/Tilapia du Nii/Tilapia del Nilo <i>Oreochromis niloticus</i>	Filletts, IQF, 20% glaze, co- treated	3-5 oz/pc 5-7 7-9	No quotations		European main ports cfr	China
Pangas catfish/ Panga/Pez gato <i>Pangasius spp.</i>	Filletts - intervld, 10% glaze sknlss, bonlss, belly-off	120-170 gr/pc 170-220 > 220	1.58	2.20 *	Spain cfr	Viet Nam
			1.58	2.20 *		
			1.58	2.20 *		
North African catfish/ Poisson-chat nord- africain/Pez-gato <i>Clarias gariepinus</i>	Fresh, fillet, skinless	0.6-2.3 kg/pc	HUF 963	3.52 4.92	Hungary ex-farm	Hungary
	Fresh, fillet, skin-on		HUF 981	3.59 5.01		
	Fresh - Slices		No quotations			
	Fresh - fillets skinless					
Carp/Carpe/Carpa <i>Cyprinus spp.</i>	Fresh - gutted, head-on	1-4.50 kg/pc	HUF 701	2.56 3.58 =		
	Fresh - gutted, headless	0.7-4 kg/pc	HUF 841	3.08 4.29 =		
	Live	1.5-5 kg/pc	HUF 560	2.05 2.86 =		
	Fresh on ice - slices		HUF 841	3.08 4.29 =		
	Fresh on ice - fillets		HUF 911	3.33 4.65 =		

Fish Species Trade Name	Product Form	Grading	Price per kg			Reference & Area	Origin
			As stated	Euro	US\$		
FRESHWATER FISH (cont.)						October 2010	
Grass carp/ Carpe herbivore/ Carpa china <i>Ctenopharyngodon idellus</i>	Live	1.5-4 kg/pc	No quotations			Hungary ex-farm	Hungary
	Fresh on ice, whole, gutted, head-on	1-3 kg/pc					
	Fresh on ice, slices						
Bighead carp/Carpe à grosse tête/Carpa capezona <i>Aristichthys nobilis</i>	Fresh on ice, whole, gutted scaled, headless	0.7-3 kg/pc	HUF	406	1.48	2.07 *	
	Fresh on ice, slices		HUF	420	1.54	2.14 *	
	Fresh on ice, fillets		HUF	546	2.00	2.79 *	
Northern pike/Brochet du Nord/Lucio <i>Esox lucius</i>	Fresh on ice, whole, gutted head-on	0.7-2.5 kg/pc	HUF	1262	4.62	6.44 *	
European eel/ Anguille d'Europe/ Anguilla europea <i>Anguilla anguilla</i>	Live	Small Large	No quotations			Italy wholesale	Italy
NON-TRADITIONAL SPECIES						October 2010	
Sturgeon/Esturgeon/ Esturione <i>Acipenseridae</i> <i>A.baeri</i>	Frozen - Whole	1.5-2 kg/pc	No quotations			France cif	France
	Gutted	5-7 kg/pc					
	Fillets	200-300 gr/pc					
	Caviar (Aquitaine) metal boxes						
Picked dogfish/Aiguillat commun/Mielga <i>Squalus acanthias</i>	Fresh - skin-off		13.00	18.15 =	Italy wholesale	Northern Europe	
Grouper/Mérou/Mero <i>Epinephelus spp</i>	Fresh		12.75	17.80 +		Imports	
			20.00	27.92 =		Italy	
John dory/Saint Pierre/ Pez de San Pedro <i>Zeus faber</i>	Fresh		19.85	27.71 +		Imports	
			15.60	21.77 +			
Red scorpionfish/Ras- casse rouge/Cabracho <i>Scorpaena scrofa</i>	Fresh		19.20	26.80 +		Italy	
			21.45	29.94 +			
SEABASS						October 2010	
Seabass/Bar, Loup/Lubina <i>Dicentrarchus labrax</i>	Fresh - whole	200-300 gr/pc	3.55	4.96 =	Greece fob	Greece	
		300-450	3.98	5.55 =			
		400-600	4.23	5.90 -			
		600-800	5.70	7.96 =			
		800-1000	7.90	11.03 +			
		> 1000	9.05	12.63 +			
		200-300 gr/pc	3.75	5.23 =	Italy cif		
		300-450	4.18	5.83 =			
		450-600	4.43	6.18 -			
		600-800	5.90	8.24 =			
		800-1000	8.10	11.31 +			
		> 1000	9.25	12.91 +			

Fish Species Trade Name	Product Form	Grading	Price per kg		Reference & Area	Origin
			As stated	Euro US\$		
SEABASS (cont.)						October 2010
Seabass/Bar, Loup/Lubina <i>Dicentrarchus labrax</i>	Fresh - whole	200-300 gr/pc	3.80	5.30 =	France cif	Greece
		300-450	4.23	5.90 =		
		450-600	4.48	6.25 -		
		600-800	5.95	8.31 =		
		800-1000	8.15	11.38 +		
		> 1000	9.30	12.98 +		
		200-300 gr/pc	3.79	5.29 =	Spain cif	
		300-450	4.22	5.88 =		
		450-600	4.47	6.23 -		
		600-800	5.94	8.29 =		
		800-1000	8.14	11.36 +		
		> 1000	9.29	12.97 +		
	200-300 gr/pc	3.82	5.33 =	Germany cif		
300-450	4.25	5.93 =				
450-600	4.50	6.27 -				
600-800	5.97	8.33 =				
800-1000	8.17	11.40 +				
> 1000	9.32	13.01 +				
200-300 gr/pc	3.80	5.30 =	Portugal cif			
300-450	4.23	5.90 =				
450-600	4.48	6.25 -				
600-800	5.95	8.31 =				
800-1000	8.15	11.38 +				
> 1000	9.30	12.98 +				
200-300 gr/pc	3.98	5.56 =	UK cif			
300-450	4.41	6.15 =				
450-600	4.66	6.50 -				
600-800	6.13	8.56 =				
800-1000	8.33	11.63 +				
> 1000	9.48	13.23 +				
Fresh - whole	200-300 gr/pc	4.62	6.45 =	Spain fob	Spain	
	300-400	4.73	6.60 -			
	400-600	4.98	6.95 -			
SEABREAM						October 2010
Gilthead seabream/ Dorade royale/Dorada <i>Sparus aurata</i>	Fresh - whole	200-300 gr/pc	3.80	5.30 +	Greece fob	Greece
		300-450	4.15	5.79 +		
		450-600	4.35	6.07 +		
		600-800	5.25	7.33 +		
		800-1000	6.90	9.63 +		
		> 1000	6.80	9.49 +		
	Fresh - whole	200-300 gr/pc	4.00	5.58 +	Italy cif	
		300-450	4.35	6.07 +		
		450-600	4.55	6.35 +		
		600-800	5.45	7.61 +		
	800-1000	7.10	9.91 +			
	> 1000	7.00	9.77 +			

Fish Species Trade Name	Product Form	Grading	Price per kg		Reference & Area	Origin
			As stated	Euro US\$		
SEABREAM						October 2010
Gilthead seabream/ Dorade royale/Dorada <i>Sparus aurata</i>	Fresh - whole	200-300 gr/pc	4.05	5.65 +	France cif	Greece
		300-450	4.40	6.14 +		
		450-600	4.60	6.42 +		
		600-800	5.50	7.68 +		
		800-1000	7.15	9.98 +		
		> 1000	7.05	9.84 +		
		200-300 gr/pc	4.04	5.64 +	Spain cif	
		300-450	4.39	6.13 +		
		450-600	4.59	6.41 +		
		600-800	5.49	7.66 +		
		800-1000	7.14	9.97 +		
		> 1000	7.04	9.83 +		
		200-300 gr/pc	4.07	5.68 +	Germany cif	
		300-450	4.42	6.17 +		
		450-600	4.62	6.45 +		
		600-800	5.52	7.70 +		
		800-1000	7.17	10.01 +		
		> 1000	7.07	9.87 +		
		200-300 gr/pc	4.05	5.65 +	Portugal cif	
		300-450	4.40	6.14 +		
	450-600	4.60	6.42 +			
600-800	5.50	7.68 +				
800-1000	7.15	9.98 +				
> 1000	7.05	9.84 +				
200-300 gr/pc	4.23	5.90 +	UK cif			
300-450	4.58	6.39 +				
450-600	4.78	6.67 +				
600-800	5.68	7.93 +				
800-1000	7.33	10.23 +				
> 1000	7.23	10.09 +				
Fresh - whole	200-300 gr/pc	4.69	6.55 +	Spain fob	Spain	
	300-400	4.60	6.42 =			
	400-600	4.57	6.38 -			
	600-800	5.11	7.13 *			

The **European Fish Price Report** is a monthly GLOBEFISH publication,
prepared by Karine Boisset, Audun Lem, Paola Sabatini and edited by Hilary Cochrane.

It can be ordered from the **FISH INFONetwork**:

FAO GLOBEFISH (Network coordinator) Viale delle Terme di Caracalla 00153 Rome - Italy Tel: (39) 06 57053020 Fax: (39) 06 57055188 E-mail: globefish@fao.org Web site: www.globefish.org	INFOPECSA (Latin America) Julio Herrera y Obes 1296 11200 Montevideo - Uruguay Tel: (598) 2-9028701 Fax: (598) 2-9030501 E-mail: infopesca@infopesca.org Web site: www.infopesca.org	EUROFISH (Central and Eastern Europe) H.C. Andersens Blvd 44-46 1553 Copenhagen - Denmark Tel: (45) 35 467180 Fax: (45) 35 467181 E-mail: info@eurofish.dk Web site: www.eurofish.dk	INFOFISH (Asia/Pacific) Level 2, Menara Olympia 8 Jalan Raja Chulan 50200 Kuala Lumpur - Malaysia Tel: (603) 2078 3466 Fax: (603) 2078 6804 E-mail: infish@po.jaring.my Web site: www.infofish.org
INFOPECHE (Africa) Tour C, 19 ^{ème} étage, Cité Administrative Abidjan 01 - Côte d'Ivoire Tel: (225) 20 213198 Fax: (225) 20 218054 E-mail: infopeche@aviso.ci	INFOYU (China) Rm. 816, Bldg. 22, Maizidian Street - Chaoyang District Beijing 100026 - China Tel: (86-10) 59194236 Fax: (86-10) 59194231 E-mail: infoyu@agri.gov.cn Web site: www.infoyu.net	INFOSAMAK (Arab Region) 71 blvd Rahal El Meskini Casablanca 20 000 - Morocco Tel: (212) 522540856 Fax: (212) 522540855 E-mail: infosamak@infosamak.org Web site: www.infosamak.org	INFOSA - sub-office INFOPECHE (Southern Africa) 89, John Meinert Street- West Windhoek -Namibia Tel: (264) 61279430 Fax: (264) 61279434 E-mail: infosa@infosa.org.na Web site: www.infosa.org.na

PRICE REFERENCE

exw	ex works
fca (replaces fot)	free carrier
fas	free alongside ship
fob	free on board
cfr (replaces c&f)	cost and freight
cif	cost, insurance and freight
cpt	carriage paid to
cip	carriage and insurance paid to
daf	delivered at frontier
des	delivered ex ship
deq	delivered ex quay (duty paid)
ddu	delivered duty unpaid
ddp	delivered duty paid

PRODUCT FORM

IQF	individually quick frozen
IWP	individually wrapped pack
PBI	pinbone in
PBO	pinbone off
C&P	cooked and peeled
H&G	headed and gutted
FAS	frozen at sea
PD	peeled and deveined
PUD	peeled, undeveined

SYMBOLS

+	Price increased in original currency since last report
-	Price decreased in original currency since last report
=	Updated but unchanged price
*	New insertion
	Not updated since last issue

CURRENCY RATES

		USD	EUR
Canada	CAD	1.00	1.40
Hungary	HUF	195.91	273.45
Norway	NOK	5.83	8.14
Switzerland	CHF	0.96	1.34
UK	GBP	0.63	0.88
USA	USD	-	1.40
EU	EUR	0.72	-
Japan	JPY	81.84	114.23
South Africa	ZAR	6.86	9.58

Source: Federal Reserve Bank of New York 13/10/10

GLOBEFISH Market Reports
are available from the GLOBEFISH web site: www.globefish.org

Shrimp
Tuna
Salmon
Groundfish
Cephalopods
Fish Oil and Fishmeal
Small Pelagics
Bivalves
Freshwater
Seabass and Seabream



GLOBEFISH

Food and Agriculture Organization of the United Nations
Fish Products and Industry Division
Viale delle Terme di Caracalla
00153 Rome, Italy
Tel: +3906 570 53288
Fax: +3906 570 53020
www.globefish.org