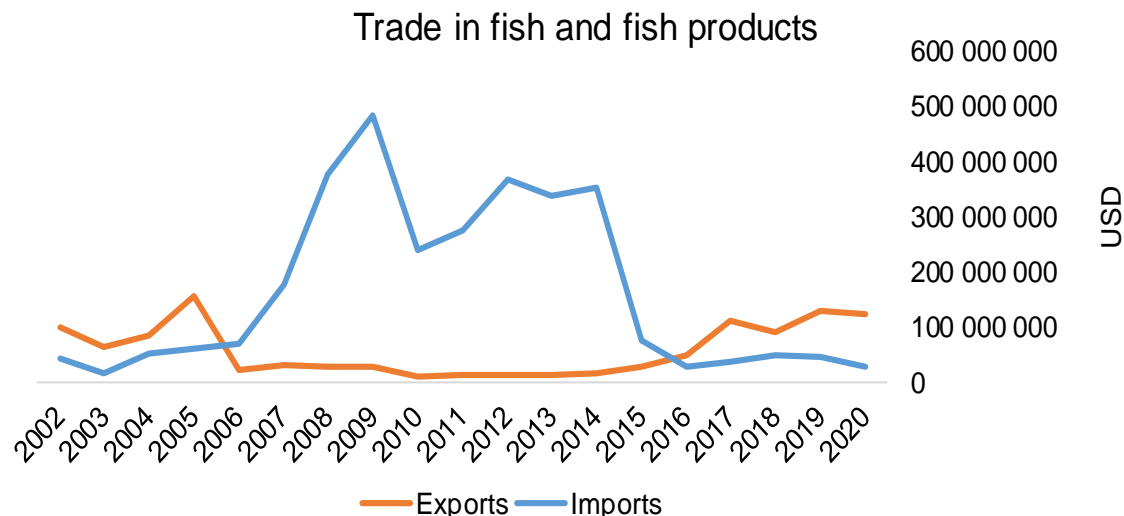




COUNTRY BRIEF

Population	Ease of doing business rank
27 951 000	188th
Length of coastline	Exclusive economic zone
6 762 km	385 674 km ²
Average GDP growth	GDP per capita
N/A	USD 1 600



GDP from fisheries

N/A

Fish available for consumption

N/A

Imports of fish and fish products - 2020

USD 30 210 530

Agricultural GDP from fisheries

N/A

Fisheries and aquaculture production

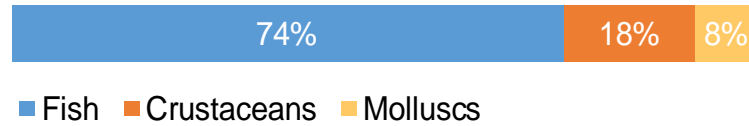
Total	307 532 tonnes
Fisheries	84%
Aquaculture	16%

Exports of fish and fish products - 2020

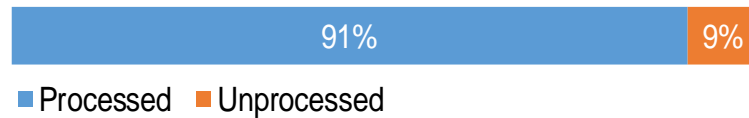
USD 123 854 370

Production and Trade Breakdown

Production by volume



Imports by value



Exports by value



Production - Top 10 Species (Volume)

Rank	Species	Volume (Tonnes)
1 st	Round sardinella	115 000
2 nd	Whiteleg shrimp	44 578
3 rd	Yellowfin tuna	26 467
4 th	Ark clams nei	25 000
5 th	Blue crab	7 000
6 th	[Prochilodus mariae]	6 955
7 th	Skipjack tuna	5 169
8 th	Largehead hairtail	4 890
9 th	Tambatinga, hybrid	3 800
10 th	Whitemouth croaker	3 015

Imports - Top 10 Products (Value)

			USD
1 st	Tunas, skipjack, bonito	prepared or preserved; whole or in pieces HS 1604.14	8 212 550
2 nd	Sardines, sardinella, brisling or sprats	prepared or preserved; whole or in pieces HS 1604.13	7 705 690
3 rd	Flours, meals, pellets. Unfit for human consumption	from fish or aquatic invertebrates HS 2301.20	4 322 980
4 th	Fish	prepared or preserved HS 1604.20	3 116 170
5 th	Atlantic, Danube salmon	frozen; excluding fillets, livers and roes HS 0303.13	1 385 080
6 th	Fish	dried, salted or in brine; not smoked HS 0305.32	924 940
7 th	Fish, other than species in 0303	frozen; excluding fillets, livers and roes HS 0303.89	540 610
8 th	Squid, cuttlefish	frozen HS 0307.43	482 570
9 th	Cod	dried, whether or not salted; not smoked HS 0305.51	441 180
10 th	Pacific, Atlantic, Danube salmon	frozen fillets HS 0304.81	438 390

Exports - Top 10 Products (Value)

			USD
1 st	Shrimps, prawns	frozen HS 0306.17	118 826 050
2 nd	Crabs	frozen HS 0306.14	3 870 610
3 rd	Fish	fresh or chilled; excluding fillets, livers and roes HS 0302.59	367 260
4 th	Shrimps, prawns	dried, smoked, salted or in brine HS 0306.95	177 920
5 th	Fish, other than species in 0303	frozen; excluding fillets, livers and roes HS 0303.89	170 450
6 th	Fish, other than species in 0304	frozen fillets HS 0304.89	107 270
7 th	Shrimps, prawns	frozen; cold-water species HS 0306.16	91 050
8 th	Sardines, sardinella, brisling or sprats	frozen; excluding fillets, livers and roes HS 0303.53	46 000
9 th	Bigeye tunas	fresh or chilled; excluding fillets, livers and roes HS 0302.34	45 510
10 th	Fish	fresh or chilled fillets HS 0304.49	38 130

A GLOBEFISH Product

Information, Disclaimer


Sources

Established in 1984, GLOBEFISH is a multi-donor funded project in the Fisheries Division of the Food and Agriculture Organization of the United Nations (FAO), responsible for providing up-to-date market and trade information on fish and fish products.

[Visit our website](#)

[Subscribe to our newsletter](#) or [email us](#)

Recent Publications



[Globefish Highlights](#)

Our flagship publication, focused on prices and analysis of market trends covering a variety of major commodities. Released quarterly.



[Chinese Fish Price Report](#)

Comprehensive coverage of Chinese price trends, market information for commercially significant species, along with industry news and policy updates. Released quarterly.



[European Price Report](#)

Market and price analysis for fish and fish products in the European market. Released monthly.



This is the second edition of the GLOBEFISH Market Profiles produced for this country, and was made at the beginning of 2023.

These profiles are based on nationally reported data or information published by international agencies. As the profile is intended to reflect the most up to date information available, reporting years may vary between sections and commodities.

The designations employed and the presentation of material in this information product do not imply the expression of any opinion whatsoever on the part of FAO concerning the legal or constitutional status of any country, territory or sea area, or the delimitation of frontiers or boundaries.

The data herein presented is compiled by FAO staff at the time of its production, "as is" and "as available", and every effort is made to ensure, but not guarantee, their timeliness, accuracy and completeness. FAO assumes no responsibility for errors and omissions in the data provided. Users are, however, kindly asked to report any errors or deficiencies in this product to FAO GLOBEFISH (globefish@fao.org).

Please note

Re-exports and re-imports are not included. The term N/A has been used to indicate that information was not found in the indicated sources. The classification of fish and fish products as either processed or unprocessed is very broad and is intended for indicative purposes only.

[HS codes for fish and fish products](#)

International trade codes for fish and fish products in a user friendly format.



Sources and time periods:

-Fishing and aquaculture production (2020):
FAO's [Global Fishery and Aquaculture Production Statistics](#)

-Fish available for consumption (2017):
FAO's [Fishery and Aquaculture Statistics 2019](#)

-Population (2020), GDP Growth (2016-2020), GDP per Capita (2020):
IMF's [World Economic Outlook Databases](#)

-Imports, Exports and Share of Trade (2020):
FAO's [Global Fishery and Aquaculture Commodities Statistics](#)

-GDP, GDP from fisheries, GDP from agriculture (2020):
World Bank's [World Development Indicators](#),
OECD's [National Accounts Statistics](#) or
UNSD's [National Accounts](#)

-Ease of doing business (2020):
World Bank's [Ease of Doing Business](#) ranking

-Length of Coastline, Exclusive Economic Zone, Exclusive Fishing Zone (2003):
UNEP's [Global Environment Outlook](#)

[GLOBEFISH](#)

Explore more market information on the GLOBEFISH website



[European Price Dashboard](#)

Hundreds of prices, updated every Monday

