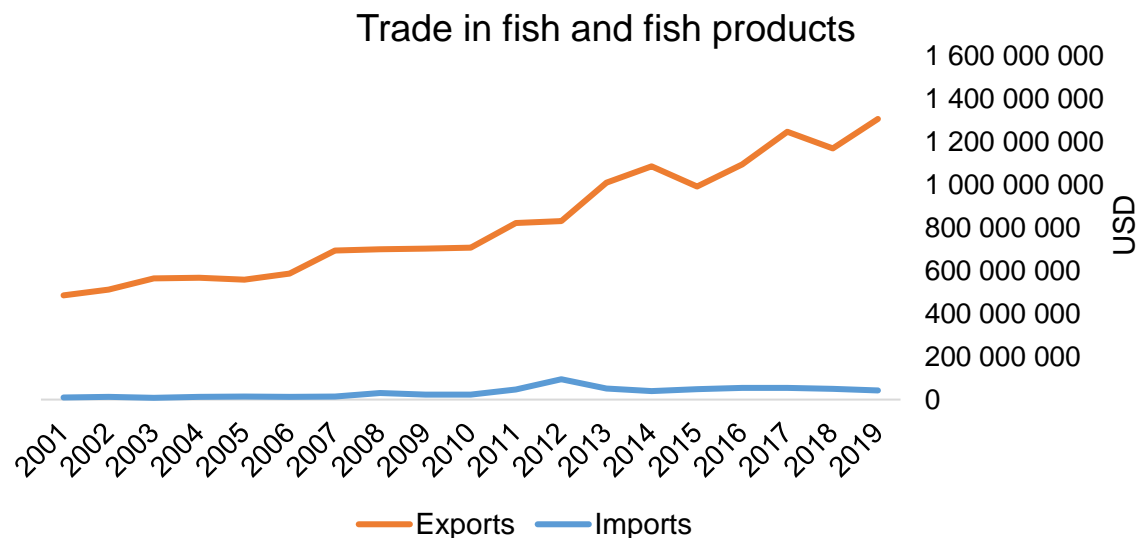




COUNTRY BRIEF

Population	Ease of doing business rank
N/A	N/A
Length of coastline	EEZ/EFZ
N/A	N/A
Average GDP growth	GDP per capita
5.38%	N/A



GDP from fisheries

18.17%

Fish available for consumption

87.8 kg/capita

Imports of fish and fish products - 2019

USD 43 043 980

Agricultural GDP from fisheries

98.93%

Fisheries and aquaculture production

Total 748 123 tonnes

Fisheries 87%

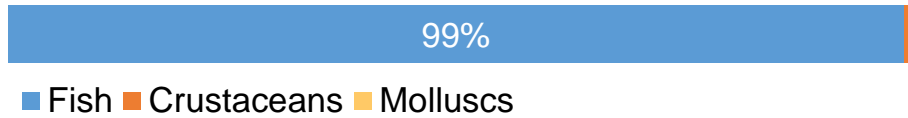
Aquaculture 13%

Exports of fish and fish products - 2019

USD 1 305 378 500

Production and Trade Breakdown

Production by volume



Imports by value



Exports by value



Production - Top 10 Species (Volume)

		Tonnes
1 st	Blue whiting (Poutassou)	339 697
2 nd	Atlantic herring	117 563
3 rd	Atlantic salmon	95 000
4 th	Atlantic mackerel	63 224
5 th	Atlantic cod	52 038
6 th	Saithe (Pollock)	23 340
7 th	Argentines	12 518
8 th	Haddock	11 578
9 th	Ling	6 173
10 th	Queen scallop	5 530

Imports - Top 10 Products (Value)

			USD
1 st	Fish	live	12 866 770
		HS 0301.99	
2 nd	Fish fats or oils and fractions thereof	not chemically modified or from fish-livers	8 763 480
		HS 1504.20	
3 rd	Herrings	fresh or chilled; excluding fillets, livers and roes	4 617 890
		HS 0302.41	
4 th	Mackerel	fresh or chilled; excluding fillets, livers and roes	4 039 650
		HS 0302.44	
5 th	Squid, cuttlefish	frozen	2 799 290
		HS 0307.43	
6 th	Flours, meals, pellets. Unfit for human consumption	from fish or aquatic invertebrates	1 093 600
		HS 2301.20	
7 th	Cod	dried, whether or not salted; not smoked	915 670
		HS 0305.51	
8 th	Shrimps, prawns	prepared or preserved, not in airtight containers	850 400
		HS 1605.21	
9 th	Fish	frozen; excluding fillets, livers and roes	804 540
		HS 0303.69	
10 th	Blue whittings	fresh or chilled; excluding fillets, livers and roes	625 700
		HS 0302.56	

Exports - Top 10 Products (Value)


			USD
1 st	Atlantic, Danube salmon	fresh or chilled; excluding fillets, livers and roes	461 713 730
		HS 0302.14	
2 nd	Mackerel	frozen; excluding fillets, livers and roes	144 537 270
		HS 0303.54	
3 rd	Pacific, Atlantic, Danube salmon	frozen fillets	122 265 030
		HS 0304.81	
4 th	Herrings	frozen; excluding fillets, livers and roes	95 302 690
		HS 0303.51	
5 th	Flours, meals, pellets. Unfit for human consumption	from fish or aquatic invertebrates	79 021 100
		HS 2301.20	
6 th	Cod	frozen fillets	53 044 250
		HS 0304.71	

Established in 1984, GLOBEFISH is a multi-donor funded project in the Fisheries Division of the Food and Agriculture Organization of the United Nations (FAO), responsible for providing up-to-date market and trade information on fish and fish products.

[Visit our website](#)

[Subscribe to our newsletter](#) or [email us](#)

Recent Publications



[Globefish Highlights](#)

Our flagship publication, focused on prices and analysis of market trends covering a variety of major commodities. Released quarterly.



[Chinese Fish Price Report](#)

Comprehensive coverage of Chinese price trends, market information for commercially significant species, along with industry news and policy updates. Released quarterly.



[European Price Report](#)

Market and price analysis for fish and fish products in the European market. Released monthly.



This is the second edition of the GLOBEFISH Market Profiles produced for this country, and was made at the beginning of 2022.

These profiles are based on nationally reported data or information published by international agencies. As the profile is intended to reflect the most up to date information available, reporting years may vary between sections and commodities.

The designations employed and the presentation of material in this information product do not imply the expression of any opinion whatsoever on the part of FAO concerning the legal or constitutional status of any country, territory or sea area, or the delimitation of frontiers or boundaries.

The data herein presented is compiled by FAO staff at the time of its production, "as is" and "as available", and every effort is made to ensure, but not guarantee, their timeliness, accuracy and completeness. FAO assumes no responsibility for errors and omissions in the data provided. Users are, however, kindly asked to report any errors or deficiencies in this product to FAO GLOBEFISH (globefish@fao.org).

Please note

Re-exports and re-imports are not included.

The term N/A has been used to indicate that information was not found in the indicated sources. The classification of fish and fish products as either processed or unprocessed is very broad, and is intended for indicative purposes only.

[HS codes for fish and fish products](#)

International trade codes for fish and fish products in a user friendly format.



Sources and time periods:

-Fishing and aquaculture production (2019):
FAO's [Global Fishery and Aquaculture Production Statistics](#)

-Fish available for consumption (2017):
FAO's [Fishery and Aquaculture Statistics 2019](#)

-Population (2019), GDP Growth (2015-2019), GDP per Capita (2019):
IMF's [World Economic Outlook Databases](#)

-Imports, Exports and Share of Trade (2000-2019):
FAO's [Global Fishery and Aquaculture Commodities Statistics](#)

-GDP, GDP from fisheries, GDP from agriculture (2019):
World Bank's [World Development Indicators](#),
OECD's [National Accounts Statistics](#) or
UNSD's [National Accounts](#)

-Ease of doing business (2019):
World Bank's [Ease of Doing Business](#) ranking

-Length of Coastline, Exclusive Economic Zone, Exclusive Fishing Zone (2003):
UNEP's [Global Environment Outlook](#)

[GLOBEFISH](#)

Explore more market information on the GLOBEFISH website



[GLOBEFISH on ISSUU](#)

Read GLOBEFISH publications on ISSUU

