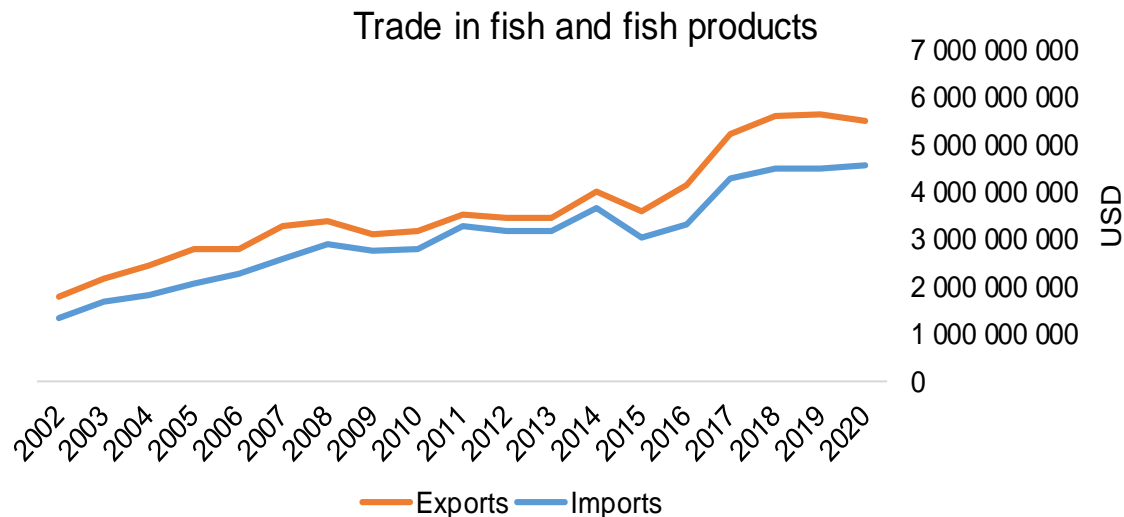




COUNTRY BRIEF

Population	Ease of doing business rank
17 408 000	42nd
Length of coastline	EEZ
1 914 km	N/A
Average GDP growth	GDP per capita
3.02%	USD 52 200



GDP from fisheries

0.04%

Fish available for consumption

22.0 kg/capita

Imports of fish and fish products - 2020

USD 4 590 439 140

Agricultural GDP from fisheries

2.59%

Fisheries and aquaculture production

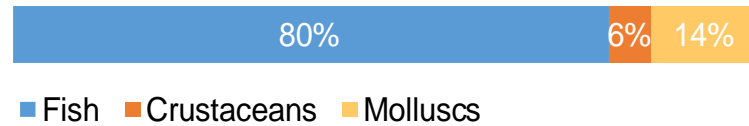
Total	345 027 tonnes
Fisheries	88%
Aquaculture	12%

Exports of fish and fish products - 2020


USD 5 532 657 920

Production and Trade Breakdown

Production by volume



Imports by value



Exports by value



Production - Top 10 Species (Volume)

Rank	Species	Volume (Tonnes)
1 st	Atlantic herring	79 313
2 nd	Blue whiting (Poutassou)	62 066
3 rd	Blue mussel	32 400
4 th	Atlantic mackerel	29 970
5 th	European pilchard (Sardine)	22 324
6 th	European plaice	19 162
7 th	Atlantic horse mackerel	18 783
8 th	Common shrimp	17 947
9 th	Solid surf clam	6 837
10 th	Common sole	6 752

Imports - Top 10 Products (Value)

			USD
1 st	Tunas, skipjack, bonito	prepared or preserved; whole or in pieces HS 1604.14	465 387 780
2 nd	Shrimps, prawns	frozen HS 0306.17	459 200 280
3 rd	Cod	frozen fillets HS 0304.71	285 350 360
4 th	Atlantic, Danube salmon	fresh or chilled; excluding fillets, livers and roes HS 0302.14	258 425 220
5 th	Cod	frozen; excluding fillets, livers and roes HS 0303.63	201 949 410
6 th	Shrimps, prawns	prepared or preserved, not in airtight containers HS 1605.21	134 552 290
7 th	Cod	salted or in brine, not dried or smoked HS 0305.62	126 365 290
8 th	Shrimps, prawns	prepared or preserved, in airtight containers HS 1605.29	112 988 690
9 th	Mackerel	frozen; excluding fillets, livers and roes HS 0303.54	108 563 680
10 th	Alaska Pollack	frozen fillets HS 0304.75	106 335 890

Exports - Top 10 Products (Value)

			USD
1 st	Tunas, skipjack, bonito	prepared or preserved; whole or in pieces HS 1604.14	384 199 300
2 nd	Shrimps, prawns	frozen HS 0306.17	280 265 130
3 rd	Cod	frozen fillets HS 0304.71	269 085 930
4 th	Pacific, Atlantic, Danube salmon	fresh or chilled fillets HS 0304.41	246 985 120
5 th	Shrimps, prawns	prepared or preserved, in airtight containers HS 1605.29	227 539 290
6 th	Herrings	frozen; excluding fillets, livers and roes HS 0303.51	195 219 640
7 th	Cod	frozen; excluding fillets, livers and roes HS 0303.63	185 040 750
8 th	Mackerel	frozen; excluding fillets, livers and roes HS 0303.54	162 576 190
9 th	Fish	fresh or chilled fillets HS 0304.44	158 591 310
10 th	Shrimps, prawns	prepared or preserved, not in airtight containers HS 1605.21	147 253 830

A GLOBEFISH Product

Information, Disclaimer


Sources

Established in 1984, GLOBEFISH is a multi-donor funded project in the Fisheries Division of the Food and Agriculture Organization of the United Nations (FAO), responsible for providing up-to-date market and trade information on fish and fish products.

[Visit our website](#)

[Subscribe to our newsletter](#) or [email us](#)

Recent Publications



[Globefish Highlights](#)

Our flagship publication, focused on prices and analysis of market trends covering a variety of major commodities. Released quarterly.



[Chinese Fish Price Report](#)

Comprehensive coverage of Chinese price trends, market information for commercially significant species, along with industry news and policy updates. Released quarterly.



[European Price Report](#)

Market and price analysis for fish and fish products in the European market. Released monthly.



This is the second edition of the GLOBEFISH Market Profiles produced for this country, and was made at the beginning of 2023.

These profiles are based on nationally reported data or information published by international agencies. As the profile is intended to reflect the most up to date information available, reporting years may vary between sections and commodities.

The designations employed and the presentation of material in this information product do not imply the expression of any opinion whatsoever on the part of FAO concerning the legal or constitutional status of any country, territory or sea area, or the delimitation of frontiers or boundaries.

The data herein presented is compiled by FAO staff at the time of its production, "as is" and "as available", and every effort is made to ensure, but not guarantee, their timeliness, accuracy and completeness. FAO assumes no responsibility for errors and omissions in the data provided. Users are, however, kindly asked to report any errors or deficiencies in this product to FAO GLOBEFISH (globefish@fao.org).

Please note

Re-exports and re-imports are not included. The term N/A has been used to indicate that information was not found in the indicated sources. The classification of fish and fish products as either processed or unprocessed is very broad and is intended for indicative purposes only.

[HS codes for fish and fish products](#)

International trade codes for fish and fish products in a user friendly format.



Sources and time periods:

-Fishing and aquaculture production (2020):
FAO's [Global Fishery and Aquaculture Production Statistics](#)

-Fish available for consumption (2017):
FAO's [Fishery and Aquaculture Statistics 2019](#)

-Population (2020), GDP Growth (2016-2020), GDP per Capita (2020):
IMF's [World Economic Outlook Databases](#)

-Imports, Exports and Share of Trade (2020):
FAO's [Global Fishery and Aquaculture Commodities Statistics](#)

-GDP, GDP from fisheries, GDP from agriculture (2020):
World Bank's [World Development Indicators](#),
OECD's [National Accounts Statistics](#) or
UNSD's [National Accounts](#)

-Ease of doing business (2020):
World Bank's [Ease of Doing Business](#) ranking

-Length of Coastline, Exclusive Economic Zone, Exclusive Fishing Zone (2003):
UNEP's [Global Environment Outlook](#)

[GLOBEFISH](#)

Explore more market information on the GLOBEFISH website



[European Price Dashboard](#)

Hundreds of prices, updated every Monday

