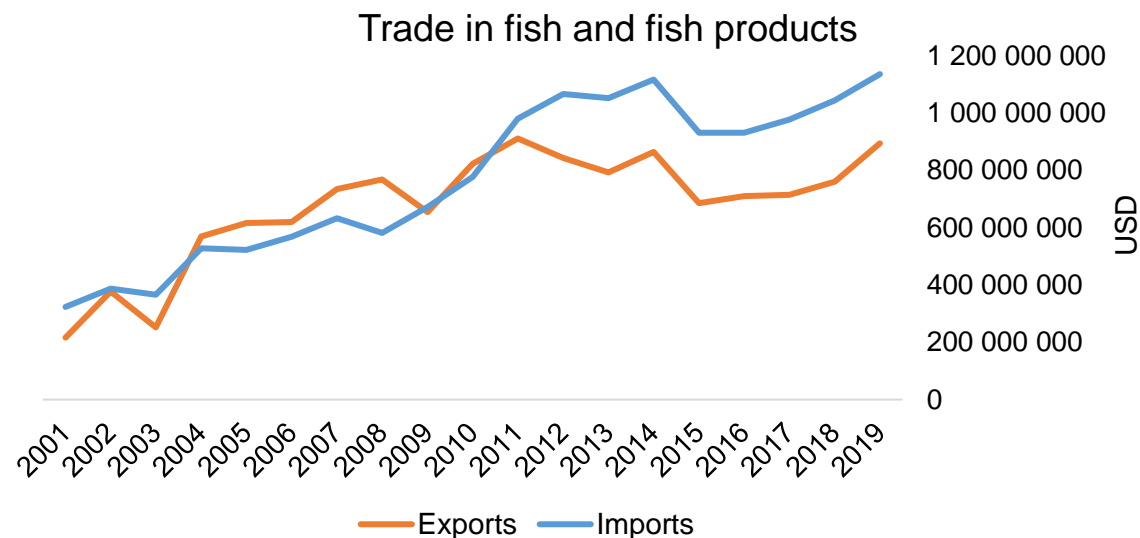




## COUNTRY BRIEF

Population	Ease of doing business rank
32 523 000	11th
Length of coastline	Exclusive economic zone
9 323 km	198 173 km <sup>2</sup>
Average GDP growth	GDP per capita
6.46%	USD 11 414



GDP from fisheries

0.91%

Fish available for consumption

57.8 kg/capita

Imports of fish and fish products - 2019

USD 1 135 238 490

Agricultural GDP from fisheries

12.58%

Fisheries and aquaculture production

Total 1 685 193 tonnes

Fisheries 87%

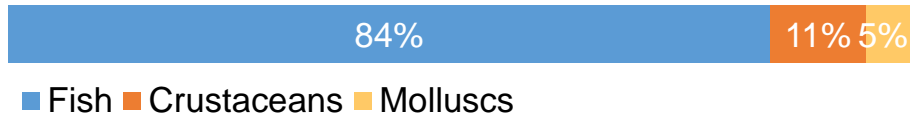
Aquaculture 13%

Exports of fish and fish products - 2019

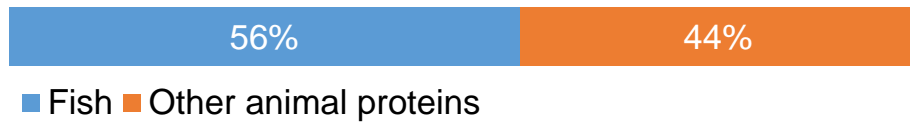
USD 894 218 430

## Production and Trade Breakdown


### Production by volume



### Imports by value



### Exports by value



## Production - Top 10 Species (Volume)

Rank	Species	Volume (Tonnes)
1 <sup>st</sup>	Marine fishes nei	321 071
2 <sup>nd</sup>	Mackerels nei	94 004
3 <sup>rd</sup>	Indian scad	69 746
4 <sup>th</sup>	Natantian decapods nei	64 251
5 <sup>th</sup>	Indian mackerels nei	50 318
6 <sup>th</sup>	Lizardfishes nei	49 446
7 <sup>th</sup>	Clupeoids nei	49 182
8 <sup>th</sup>	Various squids nei	48 848
9 <sup>th</sup>	Bigeye scad	48 309
10 <sup>th</sup>	Longtail tuna	42 845

## Imports - Top 10 Products (Value)

			USD
1 <sup>st</sup>	Fish, other than species in 0302	fresh or chilled; excluding fillets, livers and roes HS 0302.89	130 366 060
2 <sup>nd</sup>	Shrimps, prawns	frozen HS 0306.17	93 466 270
3 <sup>rd</sup>	Fish, other than species in 0303	frozen; excluding fillets, livers and roes HS 0303.89	89 813 880
4 <sup>th</sup>	Fish, other than species in 0304	frozen meat; excluding fillets, livers and roes HS 0304.99	55 970 760
5 <sup>th</sup>	Squid, cuttlefish	frozen HS 0307.43	55 371 230
6 <sup>th</sup>	Mackerel	frozen; excluding fillets, livers and roes HS 0303.54	50 989 850
7 <sup>th</sup>	Sea cucumbers	dried, smoked, salted or in brine or smoked HS 0308.19	29 744 520
8 <sup>th</sup>	Fish	prepared or preserved HS 1604.20	27 961 880
9 <sup>th</sup>	Flours, meals, pellets. Unfit for human consumption	from fish or aquatic invertebrates HS 2301.20	26 709 300
10 <sup>th</sup>	Catfish	frozen fillets HS 0304.62	26 655 580

## Exports - Top 10 Products (Value)


			USD
1 <sup>st</sup>	Shrimps, prawns	frozen HS 0306.17	245 196 250
2 <sup>nd</sup>	Fish	prepared or preserved HS 1604.20	79 343 160
3 <sup>rd</sup>	Squid, cuttlefish	frozen HS 0307.43	64 277 210
4 <sup>th</sup>	Flours, meals, pellets. Unfit for human consumption	from fish or aquatic invertebrates HS 2301.20	52 210 500
5 <sup>th</sup>	Fish, other than species in 0303	frozen; excluding fillets, livers and roes HS 0303.89	44 916 220
6 <sup>th</sup>	Fish, other than species in 1604	prepared or preserved; whole or in pieces HS 1604.19	41 908 040
7 <sup>th</sup>	Sea cucumbers	dried, smoked, salted or in brine or smoked HS 0308.19	30 289 290
8 <sup>th</sup>	Fish, other than species in 0304	frozen meat; excluding fillets, livers and roes HS 0304.99	25 535 560
9 <sup>th</sup>	Shrimps, prawns	live, fresh or chilled HS 0306.36	24 607 130
10 <sup>th</sup>	Fish, other than species in 0302	fresh or chilled; excluding fillets, livers and roes HS 0302.89	23 089 150

Established in 1984, GLOBEFISH is a multi-donor funded project in the Fisheries Division of the Food and Agriculture Organization of the United Nations (FAO), responsible for providing up-to-date market and trade information on fish and fish products.

[Visit our website](#)

[Subscribe to our newsletter](#) or [email us](#)

## Recent Publications



### [Globefish Highlights](#)

Our flagship publication, focused on prices and analysis of market trends covering a variety of major commodities. Released quarterly.



### [Chinese Fish Price Report](#)

Comprehensive coverage of Chinese price trends, market information for commercially significant species, along with industry news and policy updates. Released quarterly.



### [European Price Report](#)

Market and price analysis for fish and fish products in the European market. Released monthly.



This is the second edition of the GLOBEFISH Market Profiles produced for this country, and was made at the beginning of 2022.

These profiles are based on nationally reported data or information published by international agencies. As the profile is intended to reflect the most up to date information available, reporting years may vary between sections and commodities.

The designations employed and the presentation of material in this information product do not imply the expression of any opinion whatsoever on the part of FAO concerning the legal or constitutional status of any country, territory or sea area, or the delimitation of frontiers or boundaries.

The data herein presented is compiled by FAO staff at the time of its production, "as is" and "as available", and every effort is made to ensure, but not guarantee, their timeliness, accuracy and completeness. FAO assumes no responsibility for errors and omissions in the data provided. Users are, however, kindly asked to report any errors or deficiencies in this product to FAO GLOBEFISH ([globefish@fao.org](mailto:globefish@fao.org)).

### **Please note**

Re-exports and re-imports are not included.

The term N/A has been used to indicate that information was not found in the indicated sources. The classification of fish and fish products as either processed or unprocessed is very broad, and is intended for indicative purposes only.

### [HS codes for fish and fish products](#)

International trade codes for fish and fish products in a user friendly format.



Sources and time periods:

-Fishing and aquaculture production (2019):  
FAO's [Global Fishery and Aquaculture Production Statistics](#)

-Fish available for consumption (2017):  
FAO's [Fishery and Aquaculture Statistics 2019](#)

-Population (2019), GDP Growth (2015-2019), GDP per Capita (2019):  
IMF's [World Economic Outlook Databases](#)

-Imports, Exports and Share of Trade (2000-2019):  
FAO's [Global Fishery and Aquaculture Commodities Statistics](#)

-GDP, GDP from fisheries, GDP from agriculture (2019):  
World Bank's [World Development Indicators](#),  
OECD's [National Accounts Statistics](#) or  
UNSD's [National Accounts](#)

-Ease of doing business (2019):  
World Bank's [Ease of Doing Business](#) ranking

-Length of Coastline, Exclusive Economic Zone, Exclusive Fishing Zone (2003):  
UNEP's [Global Environment Outlook](#)

### [GLOBEFISH](#)

Explore more market information on the GLOBEFISH website



### [GLOBEFISH on ISSUU](#)

Read GLOBEFISH publications on ISSUU

