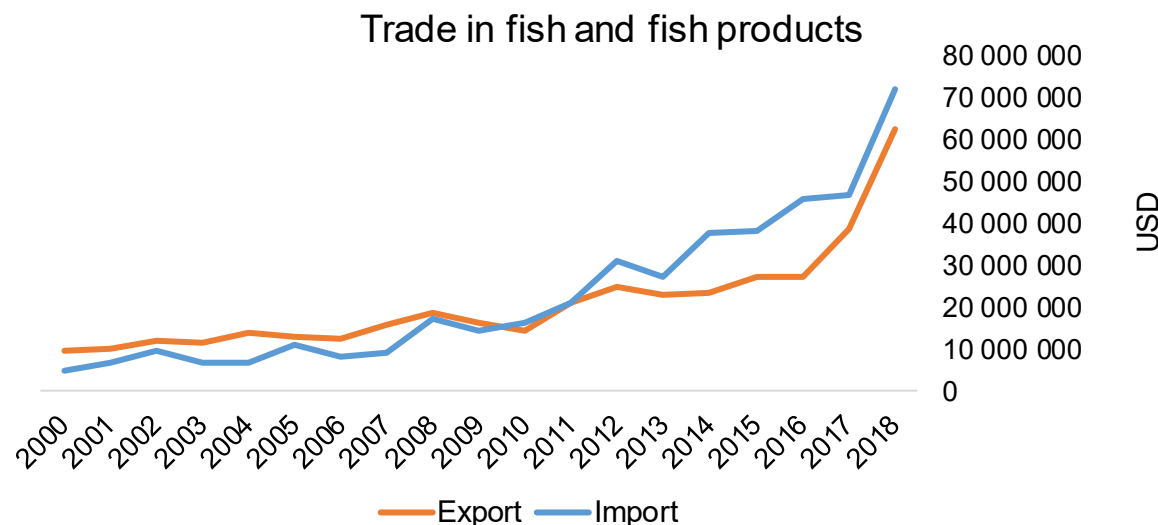




## COUNTRY BRIEF

Population	Ease of doing business rank
1 494 080	71st
Length of coastline	EEZ/EFZ
255 km	N/A
Average GDP growth	GDP per capita
N/A	USD 24 134



GDP from fisheries

N/A

Fish available for consumption

18.5 kg/capita

Imports of fish and fish products - 2018

USD 71 941 000

Agricultural GDP from fisheries

N/A

Fisheries and aquaculture production

Total	15 006 tonnes
Fisheries	100%
Aquaculture	0%

Exports of fish and fish products - 2018

USD 62 660 000

## Production and Trade Breakdown

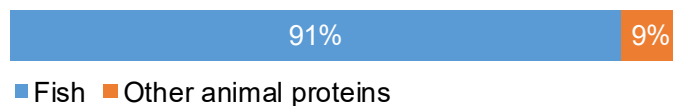
### Production by volume



### Imports by value



### Exports by value



## Production - Top 10 Species (Volume)

Rank	Species	Volume (Tonnes)
1 <sup>st</sup>	Blue swimming crab	4 650
2 <sup>nd</sup>	Green tiger prawn	2 800
3 <sup>rd</sup>	Spinefeet nei	2 280
4 <sup>th</sup>	Spangled emperor	1 030
5 <sup>th</sup>	Marine fishes nei	445
6 <sup>th</sup>	Yellowbar angelfish	365
7 <sup>th</sup>	Indian drifffish	350
8 <sup>th</sup>	Bloch's gizzard shad	285
9 <sup>th</sup>	Emperors nei	240
10 <sup>th</sup>	Haffara seabream	237

## Imports - Top 10 Products (Value)

			USD
1 <sup>st</sup>	Shrimps, prawns	frozen HS 0306.17	10 633 000
2 <sup>nd</sup>	Catfish	frozen fillets HS 0304.62	7 605 000
3 <sup>rd</sup>	Fish, other than species in 0303	frozen; excluding fillets, livers and roes HS 0303.89	5 803 000
4 <sup>th</sup>	Fish, other than species in 0302	fresh or chilled; excluding fillets, livers and roes HS 0302.89	4 708 000
5 <sup>th</sup>	Salmonidae	fresh or chilled; excluding fillets, livers and roes HS 0302.19	4 578 000
6 <sup>th</sup>	Tunas, skipjack, bonito	prepared or preserved; whole or in pieces HS 1604.14	3 938 000
7 <sup>th</sup>	Catfish	fresh or chilled fillets HS 0304.32	3 570 000
8 <sup>th</sup>	Fish	frozen; excluding fillets, livers and roes HS 0303.69	3 566 000
9 <sup>th</sup>	Catfish	frozen; excluding fillets, livers and roes HS 0303.24	1 943 000
10 <sup>th</sup>	Nile perch, snakeheads	frozen; excluding fillets, livers and roes HS 0303.29	1 506 000

## Exports - Top 10 Products (Value)

			USD
1 <sup>st</sup>	Crabs	frozen HS 0306.14	35 368 000
2 <sup>nd</sup>	Shrimps, prawns	frozen HS 0306.17	11 152 000
3 <sup>rd</sup>	Fish, other than species in 0304	frozen fillets HS 0304.89	5 866 000
4 <sup>th</sup>	Fish, other than species in 0304	frozen meat; excluding fillets, livers and roes HS 0304.99	2 214 000
5 <sup>th</sup>	Fish, other than species in 0303	frozen; excluding fillets, livers and roes HS 0303.89	2 041 000
6 <sup>th</sup>	Shrimps, prawns	dried, smoked, salted or in brine HS 0306.95	1 680 000
7 <sup>th</sup>	Squid, cuttlefish	frozen HS 0307.43	1 348 000
8 <sup>th</sup>	Fish	frozen; excluding fillets, livers and roes HS 0303.69	509 000
9 <sup>th</sup>	Jellyfish	prepared or preserved HS 1605.63	410 000
10 <sup>th</sup>	Fish heads, tails, maws	frozen; excluding fillets, livers and roes HS 0303.99	354 000

# A GLOBEFISH Product

# Information, Disclaimer


# Sources

Established in 1984, GLOBEFISH is a multi-donor funded project in the Fisheries Division of the Food and Agriculture Organization of the United Nations (FAO), responsible for providing up-to-date market and trade information on fish and fish products.

[Visit our website](#)


[Subscribe to our newsletter](#) or [email us](#)

## Recent Publications



### [Globefish Highlights, 1/2021](#)

Our flagship publication, focused on prices and analysis of market trends covering a variety of major commodities. Released quarterly.



### [Chinese Fish Price Report, 3/2020](#)

Comprehensive coverage of Chinese price trends, market information for commercially significant species, along with industry news and policy updates. Released quarterly.



### [European Price Report, 4/2021](#)

Market and price analysis for fish and fish products in the European market. Released monthly.



This is the first edition of the GLOBEFISH Market Profiles produced for this country, and was made at the beginning of 2021.

These profiles are based on nationally reported data or information published by international agencies. As the profile is intended to reflect the most up to date information available, reporting years may vary between sections and commodities.

The designations employed and the presentation of material in this information product do not imply the expression of any opinion whatsoever on the part of FAO concerning the legal or constitutional status of any country, territory or sea area, or the delimitation of frontiers or boundaries.

The data herein presented is compiled by FAO staff at the time of its production, "as is" and "as available," and every effort is made to ensure, but not guarantee, their timeliness, accuracy and completeness. FAO assumes no responsibility for errors and omissions in the data provided. Users are, however, kindly asked to report any errors or deficiencies in this product to FAO GLOBEFISH ([globefish@fao.org](mailto:globefish@fao.org)).

### Please note

Re-exports and re-imports are not included.

The term N/A has been used to indicate that information was not found in the indicated sources. The classification of fish and fish products as either processed or unprocessed is very broad, and is intended for indicative purposes only.

### [HS codes for fish and fish products](#)

International trade codes for fish and fish products in a user friendly format.



Sources and time periods:

-Fishing and aquaculture production (2018):  
FAO's [Global Fishery and Aquaculture Production Statistics](#)

-Fish available for consumption (2017):  
FAO's [Fishery and Aquaculture Statistics 2016](#)

-Population (2018), GDP Growth (2013-2018), GDP per Capita (2018):  
IMF's [World Economic Outlook Databases](#)

-Imports, Exports and Share of Trade (2000-2018):  
FAO's [Global Fishery and Aquaculture Commodities Statistics](#)

-GDP, GDP from fisheries, GDP from agriculture (2018):  
World Bank's [World Development Indicators](#),  
OECD's [National Accounts Statistics](#) or  
UNSD's [National Accounts](#)

-Ease of doing business (2018):  
World Bank's [Ease of Doing Business](#) ranking

-Length of Coastline, Exclusive Economic Zone, Exclusive Fishing Zone (2003):  
UNEP's [Global Environment Outlook](#)

### [GLOBEFISH](#)

Explore more market information on the GLOBEFISH website



### [GLOBEFISH on ISSUU](#)

Read GLOBEFISH publications on ISSUU

