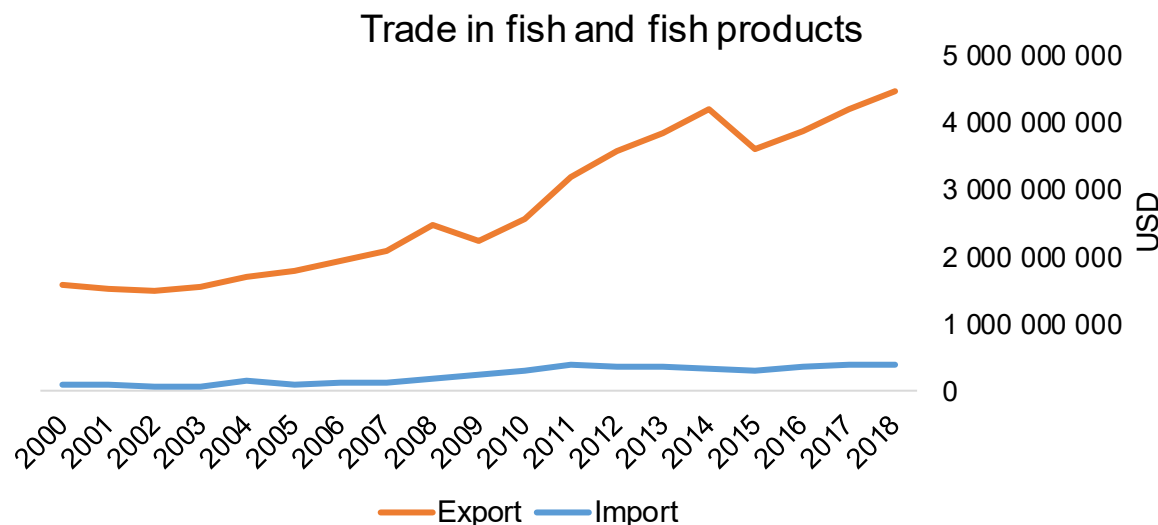




## COUNTRY BRIEF

Population	Ease of doing business rank
264 650 960	82nd
Length of coastline	Exclusive economic zone
95 181 km	2 914 980 km <sup>2</sup>
Average GDP growth	GDP per capita
8.27%	USD 3 893



GDP from fisheries

2.65%

Fish available for consumption

44.7 kg/capita

Imports of fish and fish products - 2018

USD 403 309 000

Agricultural GDP from fisheries

20.86%

Fisheries and aquaculture production

Total 12 643 348 tonnes

Fisheries 57%

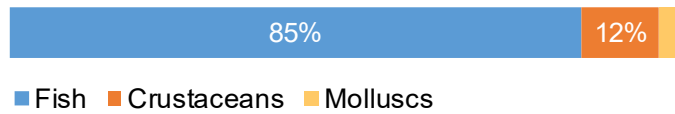
Aquaculture 43%

Exports of fish and fish products - 2018

USD 4 465 081 000

## Production and Trade Breakdown

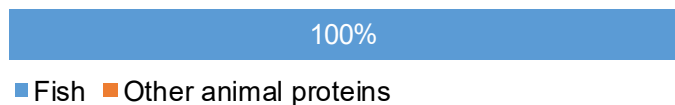
### Production by volume



### Imports by value



### Exports by value



## Production - Top 10 Species (Volume)

Rank	Species	Volume (Tonnes)
1 <sup>st</sup>	Nile tilapia	1 221 698
2 <sup>nd</sup>	Torpedo-shaped catfishes nei	1 045 310
3 <sup>rd</sup>	Marine fishes nei	938 719
4 <sup>th</sup>	Milkfish	875 595
5 <sup>th</sup>	Whiteleg shrimp	708 680
6 <sup>th</sup>	Common carp	549 984
7 <sup>th</sup>	Scads nei	509 734
8 <sup>th</sup>	Pangas catfishes nei	373 263
9 <sup>th</sup>	Skipjack tuna	370 417
10 <sup>th</sup>	Snappers nei	303 030

## Imports - Top 10 Products (Value)

			USD
1 <sup>st</sup>	Mackerel	frozen; excluding fillets, livers and roes HS 0303.54	71 346 000
2 <sup>nd</sup>	Flours, meals, pellets. Unfit for human consumption	from fish or aquatic invertebrates HS 2301.20	67 564 000
3 <sup>rd</sup>	Crabs	frozen HS 0306.14	66 897 000
4 <sup>th</sup>	Fish fats or oils and fractions thereof	not chemically modified or from fish-livers HS 1504.20	22 005 000
5 <sup>th</sup>	Atlantic, Danube salmon	fresh or chilled; excluding fillets, livers and roes HS 0302.14	21 283 000
6 <sup>th</sup>	Sardines, sardinella, brisling or sprats	frozen; excluding fillets, livers and roes HS 0303.53	17 605 000
7 <sup>th</sup>	Trout	fresh or chilled; excluding fillets, livers and roes HS 0302.11	15 431 000
8 <sup>th</sup>	Fish	prepared or preserved HS 1604.20	13 301 000
9 <sup>th</sup>	Yellowfin tunas	frozen; excluding fillets, livers and roes HS 0303.42	13 154 000
10 <sup>th</sup>	Skipjack, stripe-bellied bonito	frozen; excluding fillets, livers and roes HS 0303.43	10 923 000

## Exports - Top 10 Products (Value)

			USD
1 <sup>st</sup>	Shrimps, prawns	frozen HS 0306.17	1 345 722 000
2 <sup>nd</sup>	Squid, cuttlefish	frozen HS 0307.43	390 769 000
3 <sup>rd</sup>	Tunas, skipjack, bonito	prepared or preserved; whole or in pieces HS 1604.14	387 289 000
4 <sup>th</sup>	Crab	prepared or preserved HS 1605.10	314 093 000
5 <sup>th</sup>	Shrimps, prawns	prepared or preserved, not in airtight containers HS 1605.21	276 341 000
6 <sup>th</sup>	Tunas, skipjack, stripe-bellied bonito	frozen fillets HS 0304.87	202 479 000
7 <sup>th</sup>	Fish, other than species in 0303	frozen; excluding fillets, livers and roes HS 0303.89	201 432 000
8 <sup>th</sup>	Octopus	frozen HS 0307.52	140 879 000
9 <sup>th</sup>	Crabs	dried, smoked, salted or in brine HS 0306.93	103 083 000
10 <sup>th</sup>	Fish, other than species in 0304	frozen fillets HS 0304.89	96 912 000

# A GLOBEFISH Product

# Information, Disclaimer

# Sources

Established in 1984, GLOBEFISH is a multi-donor funded project in the Fisheries Division of the Food and Agriculture Organization of the United Nations (FAO), responsible for providing up-to-date market and trade information on fish and fish products.

[Visit our website](#)

[Subscribe to our newsletter](#) or [email us](#)

## Recent Publications



### [Globefish Highlights, 1/2021](#)

Our flagship publication, focused on prices and analysis of market trends covering a variety of major commodities. Released quarterly.



### [Chinese Fish Price Report, 3/2020](#)

Comprehensive coverage of Chinese price trends, market information for commercially significant species, along with industry news and policy updates. Released quarterly.



### [European Price Report, 4/2021](#)

Market and price analysis for fish and fish products in the European market. Released monthly.



This is the first edition of the GLOBEFISH Market Profiles produced for this country, and was made at the beginning of 2021.

These profiles are based on nationally reported data or information published by international agencies. As the profile is intended to reflect the most up to date information available, reporting years may vary between sections and commodities.

The designations employed and the presentation of material in this information product do not imply the expression of any opinion whatsoever on the part of FAO concerning the legal or constitutional status of any country, territory or sea area, or the delimitation of frontiers or boundaries.

The data herein presented is compiled by FAO staff at the time of its production, "as is" and "as available," and every effort is made to ensure, but not guarantee, their timeliness, accuracy and completeness. FAO assumes no responsibility for errors and omissions in the data provided. Users are, however, kindly asked to report any errors or deficiencies in this product to FAO GLOBEFISH ([globefish@fao.org](mailto:globefish@fao.org)).

### Please note

Re-exports and re-imports are not included.

The term N/A has been used to indicate that information was not found in the indicated sources. The classification of fish and fish products as either processed or unprocessed is very broad, and is intended for indicative purposes only.

### [HS codes for fish and fish products](#)

International trade codes for fish and fish products in a user friendly format.



Sources and time periods:

-Fishing and aquaculture production (2018):  
FAO's [Global Fishery and Aquaculture Production Statistics](#)

-Fish available for consumption (2017):  
FAO's [Fishery and Aquaculture Statistics 2016](#)

-Population (2018), GDP Growth (2013-2018), GDP per Capita (2018):  
IMF's [World Economic Outlook Databases](#)

-Imports, Exports and Share of Trade (2000-2018):  
FAO's [Global Fishery and Aquaculture Commodities Statistics](#)

-GDP, GDP from fisheries, GDP from agriculture (2018):  
World Bank's [World Development Indicators](#),  
OECD's [National Accounts Statistics](#) or  
UNSD's [National Accounts](#)

-Ease of doing business (2018):  
World Bank's [Ease of Doing Business](#) ranking

-Length of Coastline, Exclusive Economic Zone, Exclusive Fishing Zone (2003):  
UNEP's [Global Environment Outlook](#)

### [GLOBEFISH](#)

Explore more market information on the GLOBEFISH website



### [GLOBEFISH on ISSUU](#)

Read GLOBEFISH publications on ISSUU

