

Country Programme Evaluation Series

Evaluation of the FAO Regional Office for Latin America and the Caribbean 2017–2020

Annex 2. Online survey results

Between February 11 and 22, 2021, an online survey was conducted with the objective of complementing –with the responses of the COs, the Subregional Offices and the Regional Office– elements of the preliminary findings obtained by the evaluation team. The survey was developed with the intention of generalizing some findings, as well as to obtain more information on topics of interest for the evaluation. As a result of the survey, which was available to all FAO offices in the region, 386 responses were recorded on the platform: of these, 124 answered only the questions on personal information and 262 completed the entire survey. Of the 386 responses, 94 came from the Regional Office, 37 from Subregional Offices and 255 from the COs. The table shows the breakdown of the 262 responses by type of office and sub-region to which the respondents belong. Responses were received from 21 of the 33 countries in the region. The survey was distributed in Spanish, English and French to facilitate staff participation.

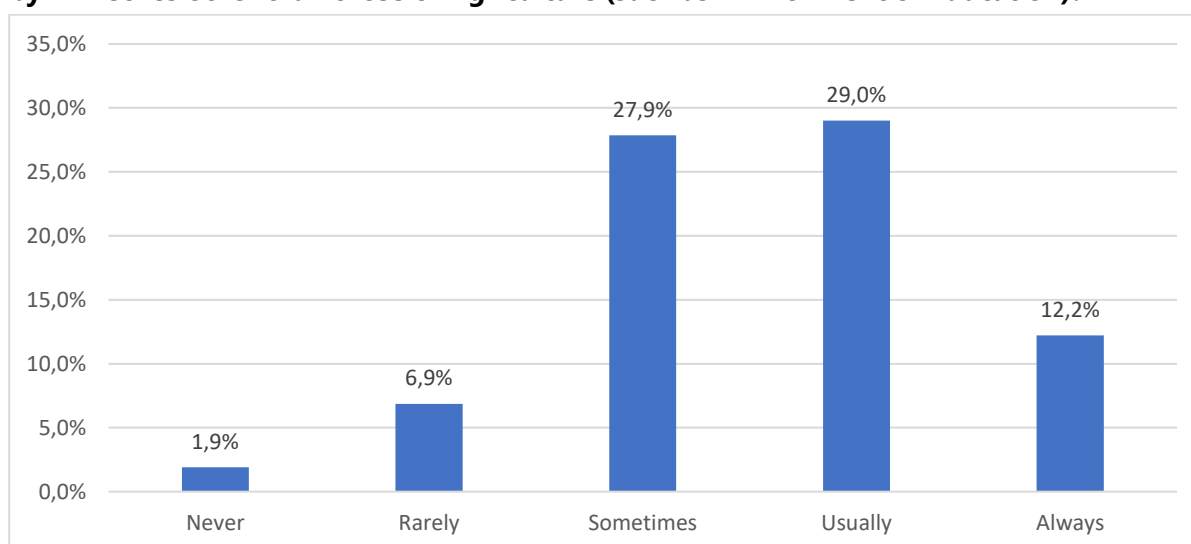
Response distribution by Office

Responses from Regional Office	RLC	56
Responses from Subregional Offices	SLC	9
	SLM	16
	SLS*	1
Responses from Country Offices	Central America	83
	Caribbean	4
	South America	93
Total		262

* The response identified as SLS corresponds to a person indicating that he or she is part of a Subregional Office and that the office where he or she works is in Venezuela.

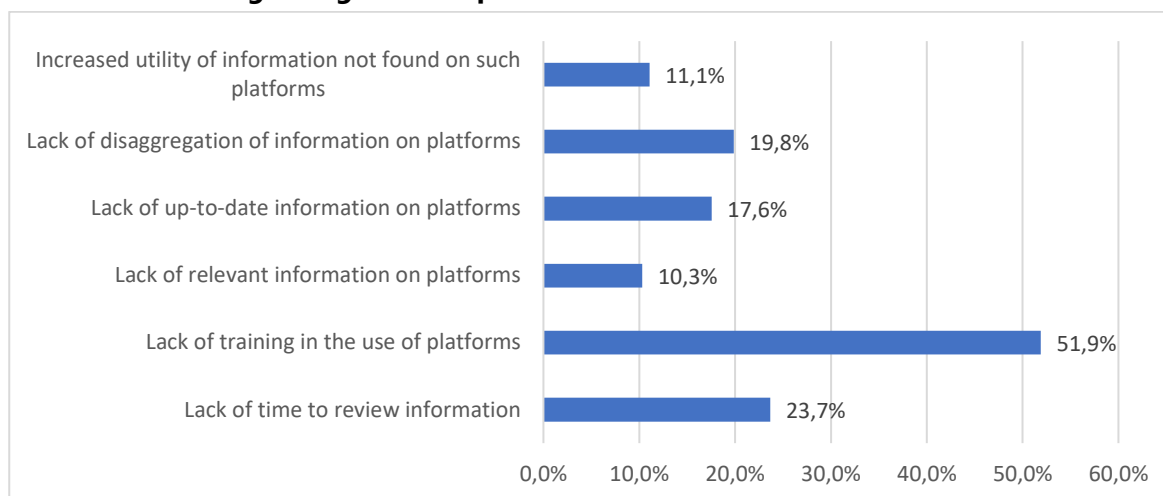
The survey was made up of a total of 38 questions. 4 to characterize the respondents, 33 closed questions and 1 open. The results of the survey are presented below.

Figure 1. According to you, are the fora for dialogue promoted by the RLC (such as regional conferences, events, and seminars) sufficient to expand the appropriation of Regional Initiatives by Ministries other than those of Agriculture (such as Environment or Education)?



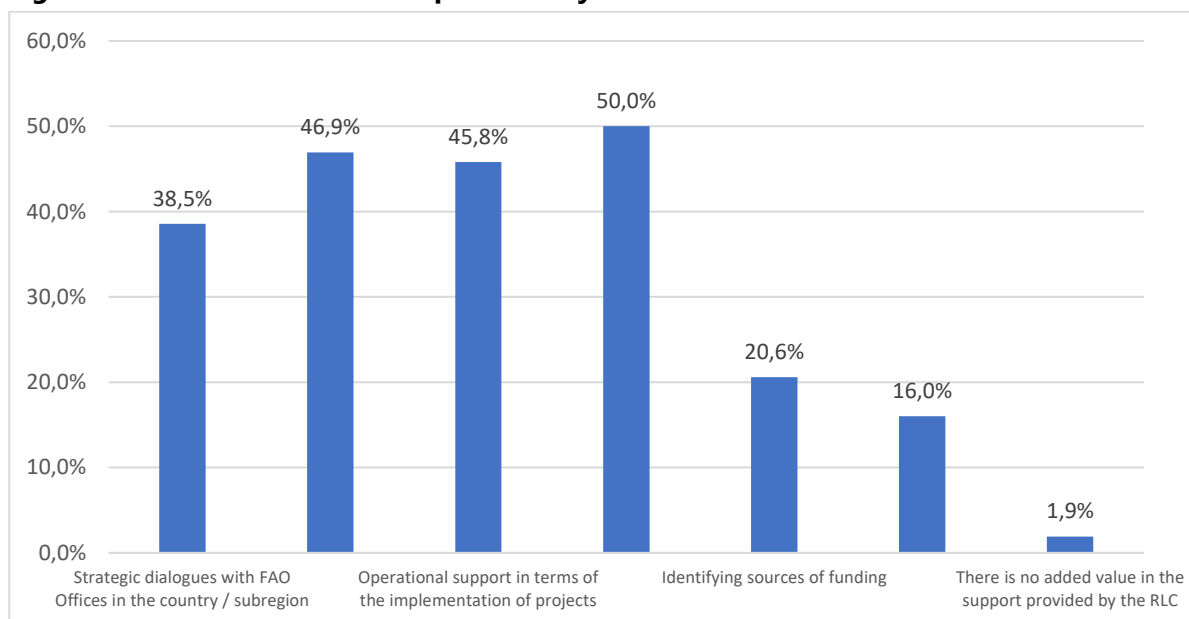
Note: 262 responses were obtained to this question, of which 58 (22.1%) correspond to “do not know / The content of this question is not related to my functions and activities within FAO”.

Figure 2. FAO has platforms (such as FAO STAT and GIEWS) that provide information that can be used for the development of diagnostics. What are the limitations for consulting and using such information in diagnosing national problems?



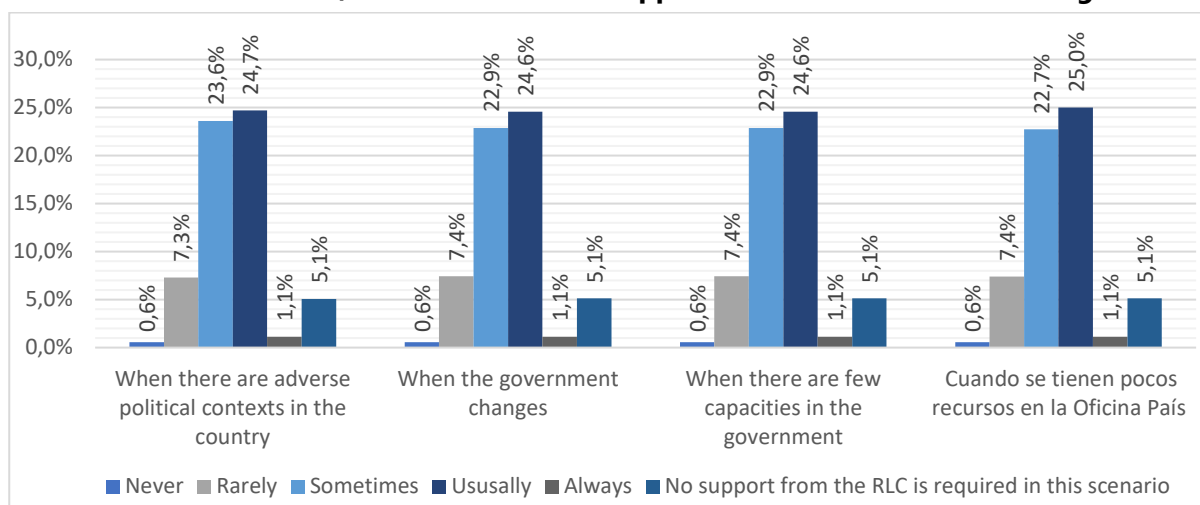
Note: 262 responses were obtained to this question, of which 81 (30.9%) correspond to “do not know / The content of this question does not relate to my functions and activities within FAO” and 25 (9.5%) to “other”, these results are not included in the graph, but their exclusion does not affect the weights of the options presented. The percentages do not add up to 100% since when conducting the survey, it was requested to choose up to 3 options considering the most relevant ones.

Figure 3. When is the assistance provided by the RLC most useful?



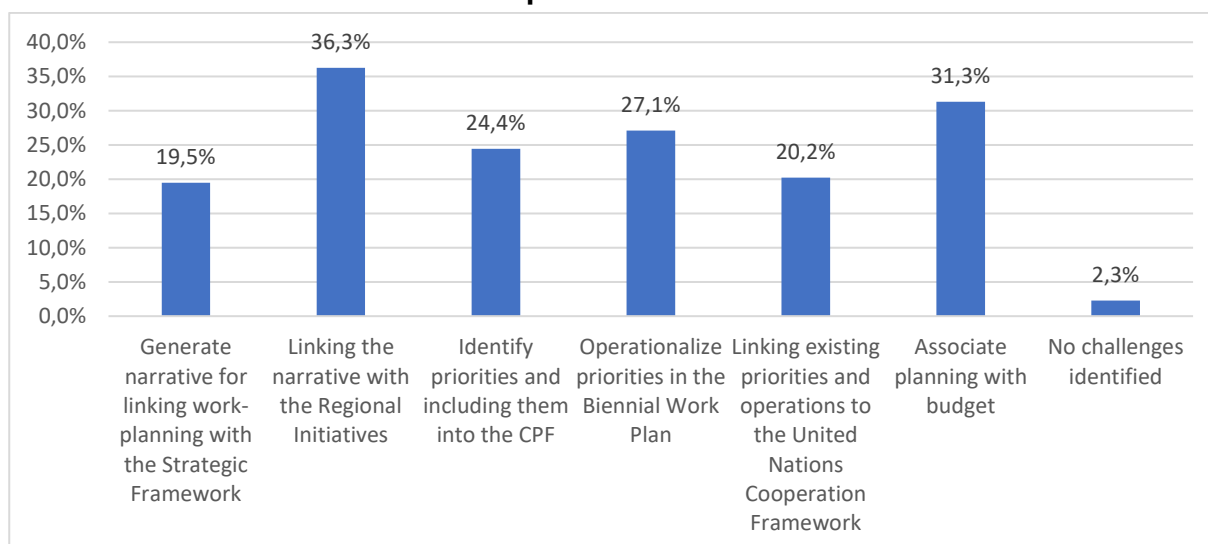
Note: 262 responses were obtained to this question, of which 36 (13.74%) correspond to “do not know / The content of this question is not related to my functions and activities within FAO” and 8 (3.05%) to “other”, these results are not included in the graph, but their exclusion does not affect the weights of the options presented. The percentages do not add up to 100% since when conducting the survey, it was requested to choose up to 3 options considering the most relevant.

Figure 4. In the context of the negotiation of the Country Programming Framework (CPF) with the national Government, how useful has the support of RLC been in the following scenarios?



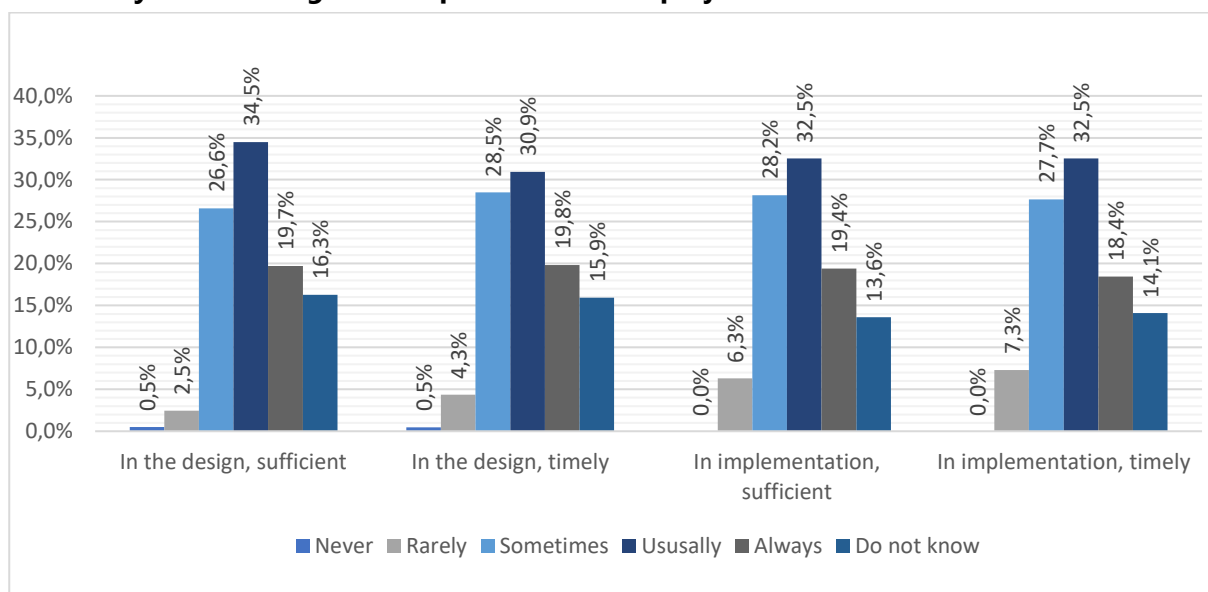
Note: There were 262 responses to this question, of which 104 answered "The content of this question does not relate to my functions and activities within FAO". These answers are not counted in the questions.

Figure 5. What challenges do Country and Subregional Offices face in planning and programming activities for which RLC assistance is required?



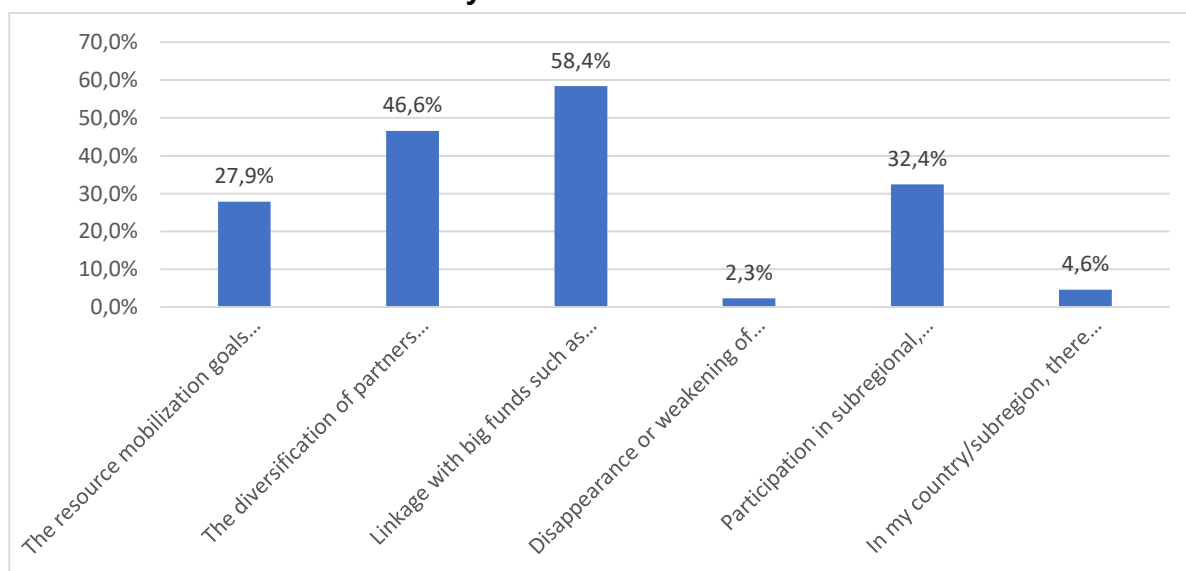
Note: 262 responses were obtained to this question, of which 82 (31.3%) correspond to "The content of this question does not relate to my functions and activities within FAO" and 62 (23.7%) to "other". These results are not included in the graph, but their exclusion does not affect the weights of the options presented. The percentages do not add up to 100% since when conducting the survey, it was requested to choose up to 3 options considering the most relevant ones.

Figure 6. Is the technical assistance from RLC to the FAO Country/Subregional Office sufficient and timely for the design and implementation of projects?



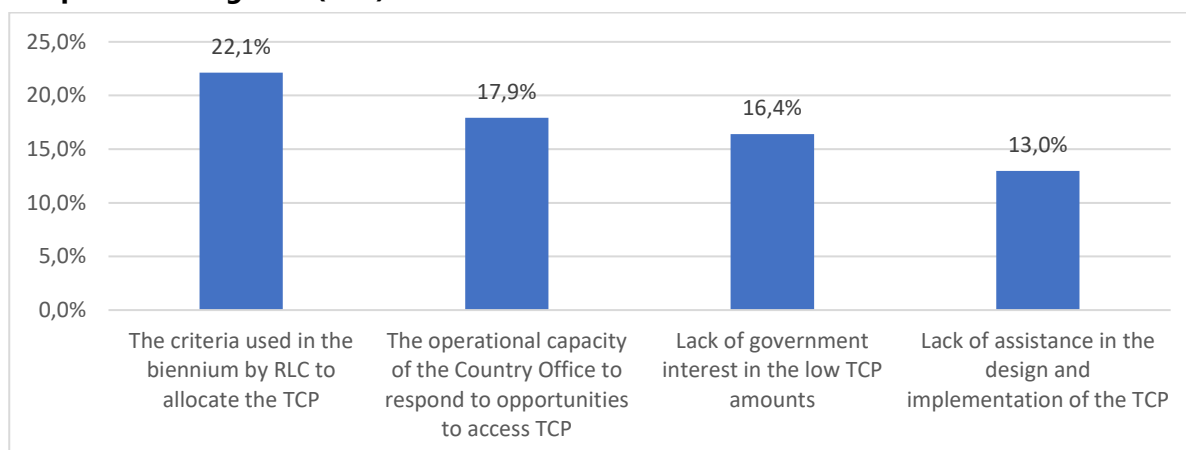
Note: There were 262 responses to this question, of which 63 answered "The content of this question does not relate to my functions and activities within FAO". These answers are not counted in the questions.

Figure 7. In recent years, the Latin American and Caribbean (LAC) Region has increased its resource mobilization. To what do you attribute the increase in resource mobilization?



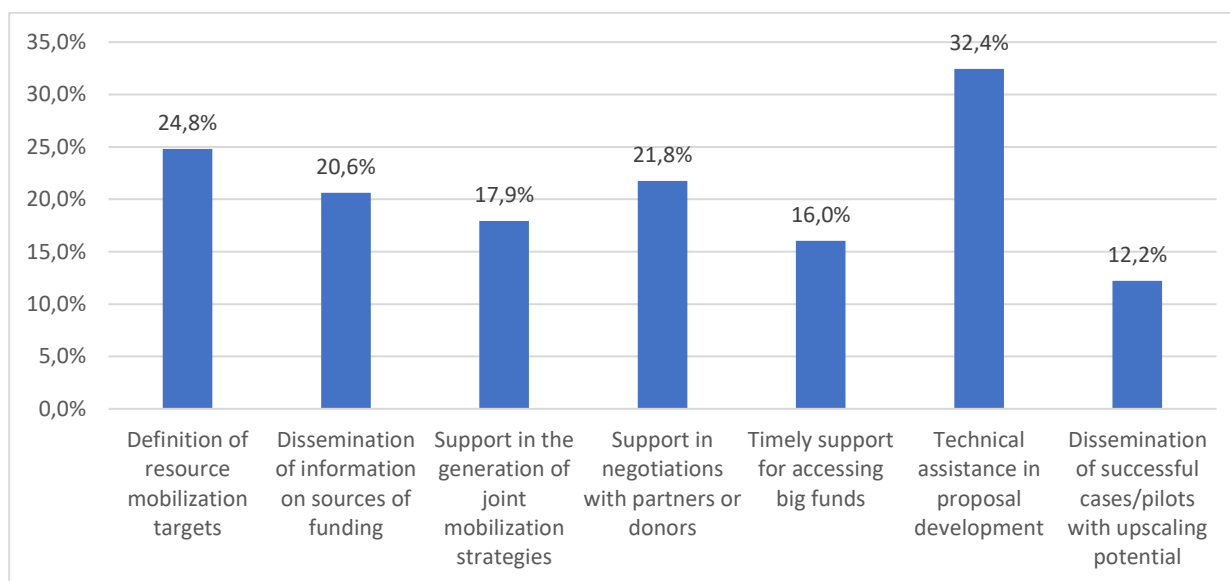
Note: 262 responses were obtained to this question, of which 63 (24.0%) correspond to "do not know / The content of this question does not relate to my functions and activities within FAO" and 15 (5.7%) to "other", these results are not included in the graph, but their exclusion does not affect the weights of the options presented. The percentages do not add up to 100% since when conducting the survey, it was requested to choose up to 3 options considering the most relevant ones.

Figure 8. What factors limit FAO Country and Sub-regional Offices' access to the Technical Cooperation Program? (TCP)?



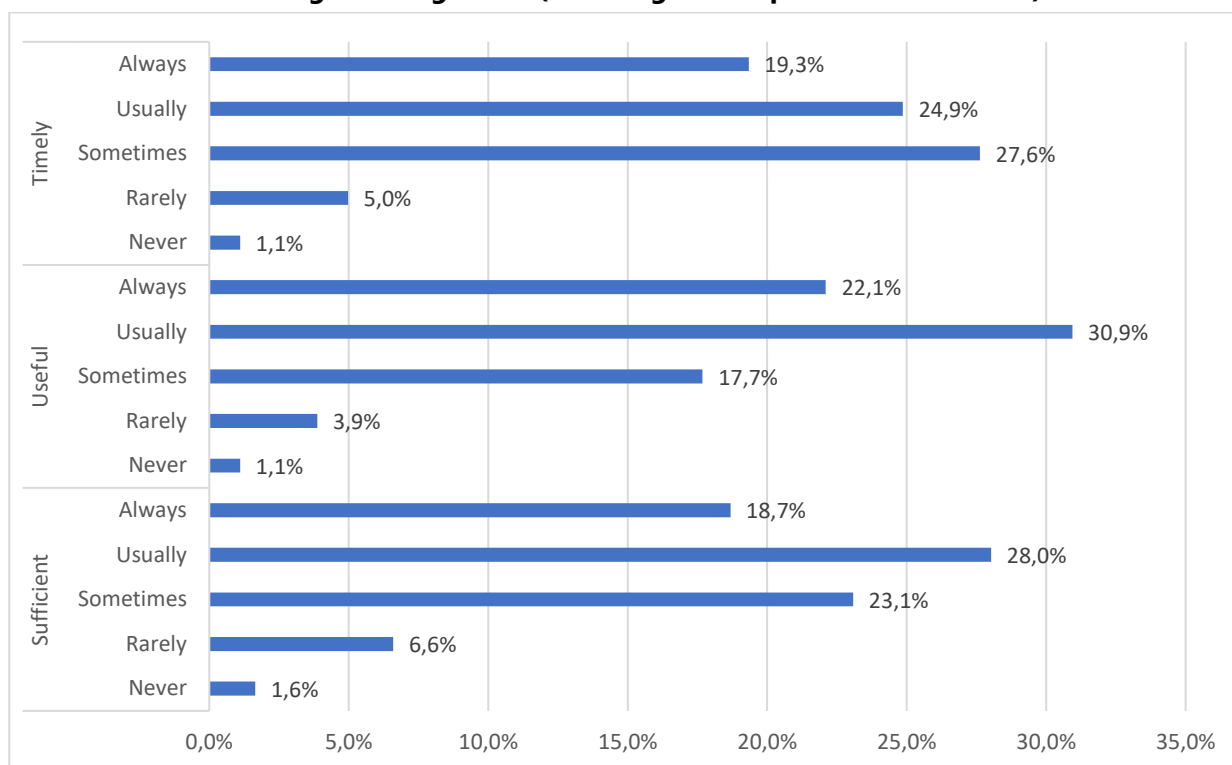
Note: 262 responses were obtained to this question, of which 140 (53.4%) correspond to "do not know / The content of this question does not relate to my functions and activities within FAO" and 24 (9.2%) to "other", these results are not included in the graph, but their exclusion does not affect the weights of the options presented. The percentages do not add up to 100% since when conducting the survey, it was requested to choose up to 3 options considering the most relevant.

Figure 9. What is the main contribution that the RLC provides to the FAO Country/Subregional Office to mobilize resources?



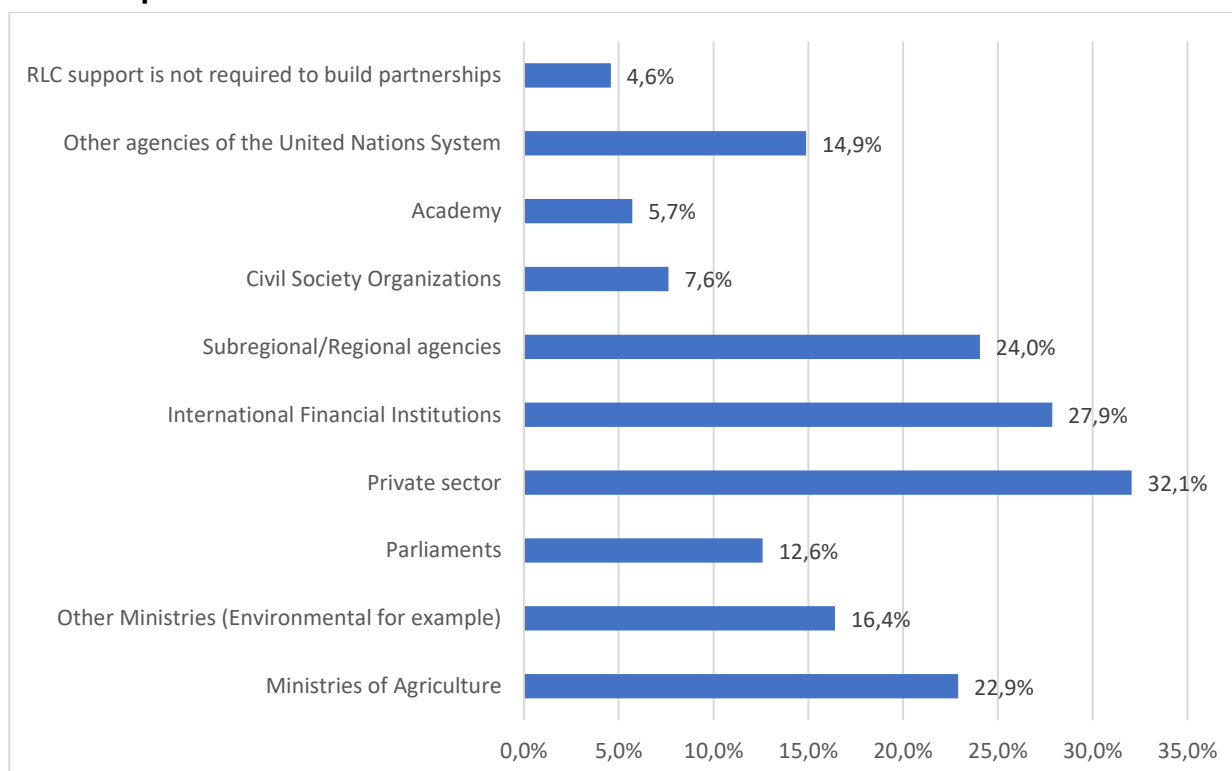
Note: 262 responses were obtained to this question, of which 95 (36.3%) correspond to "do not know / The content of this question does not relate to my functions and activities within FAO" and 8 (3.1%) to "other", these results are not included in the graph, but their exclusion does not affect the weights of the options presented. The percentages do not add up to 100% since when conducting the survey, it was requested to choose up to 3 options considering the most relevant.

Figure 10. Does RLC provide sufficient, useful, and timely support to the Country/Subregional Office to access funding from big funds (such as green or private sector funds)?



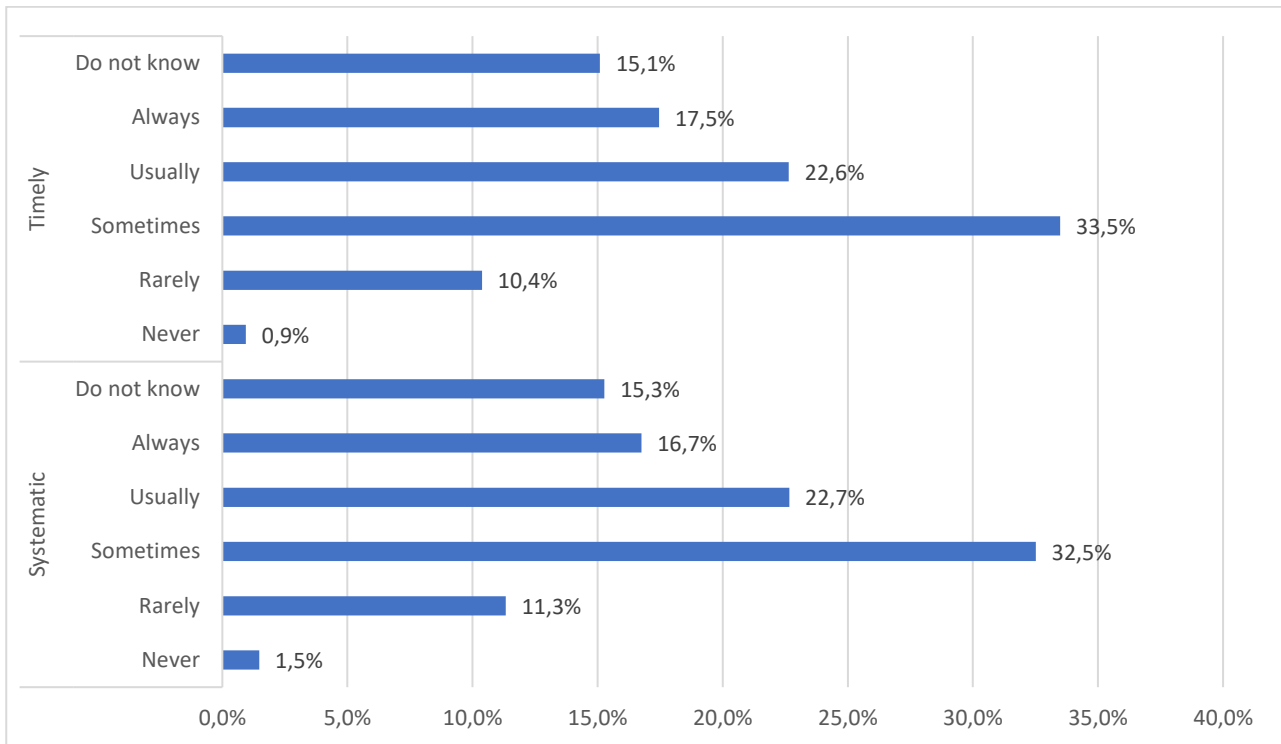
Note: 182 responses were received for the “enough” category, of which 40 (22.0%) answered “do not know”; 181 for “useful”, of which 40 (22.1%) answered “do not know”; and 181 responses for “timely” of which 26 (22.1%) answered “do not know”.

Figure 11. When the Country/Subregional Office seeks to establish partnerships, with which actor does it require the most assistance from RLC?



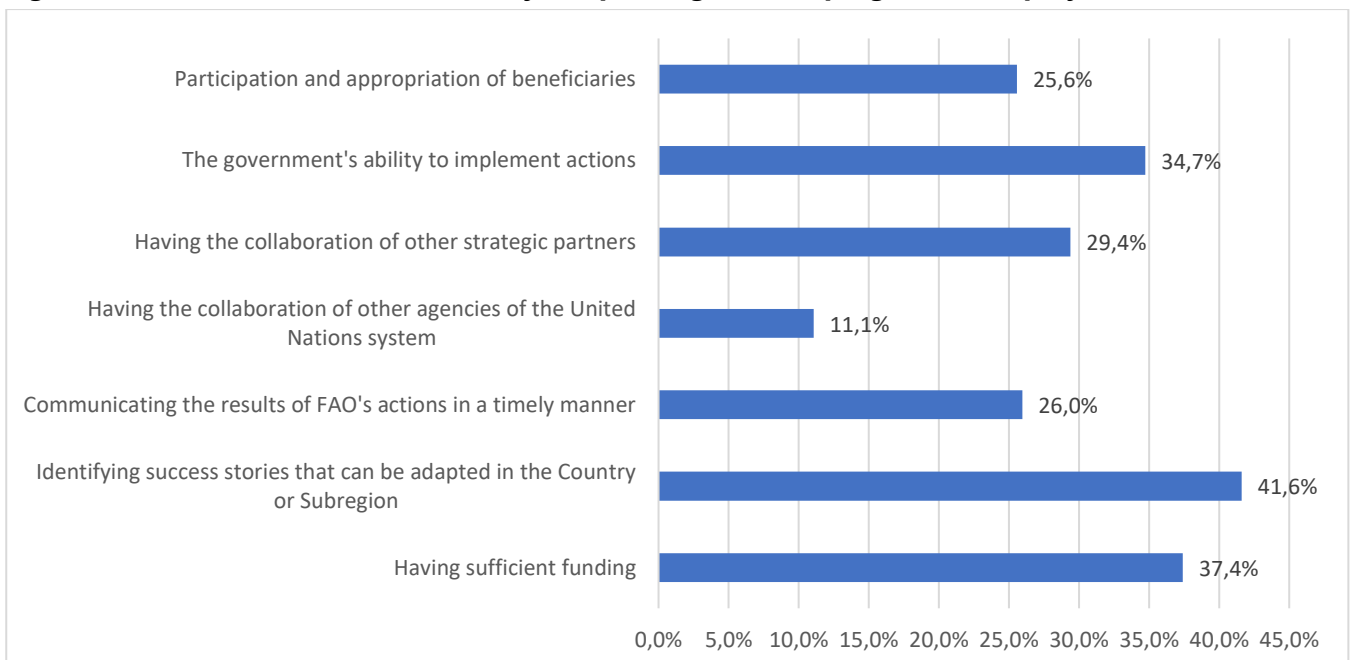
Note: 262 responses were obtained to this question, of which 80 (30.53%) correspond to “do not know / The content of this question is not related to my functions and activities within FAO” and 5 (1.91%) to “other”, these results are not included in the graph, but their exclusion does not affect the weights of the options presented. The percentages do not add up to 100% since when conducting the survey, it was requested to choose up to 3 options considering the most relevant ones.

Figure 12. Do you consider that RLC disseminates information about projects or actions that have upscaling potential (such as increased coverage or impact on policies or legislation) in a systematic and timely manner?



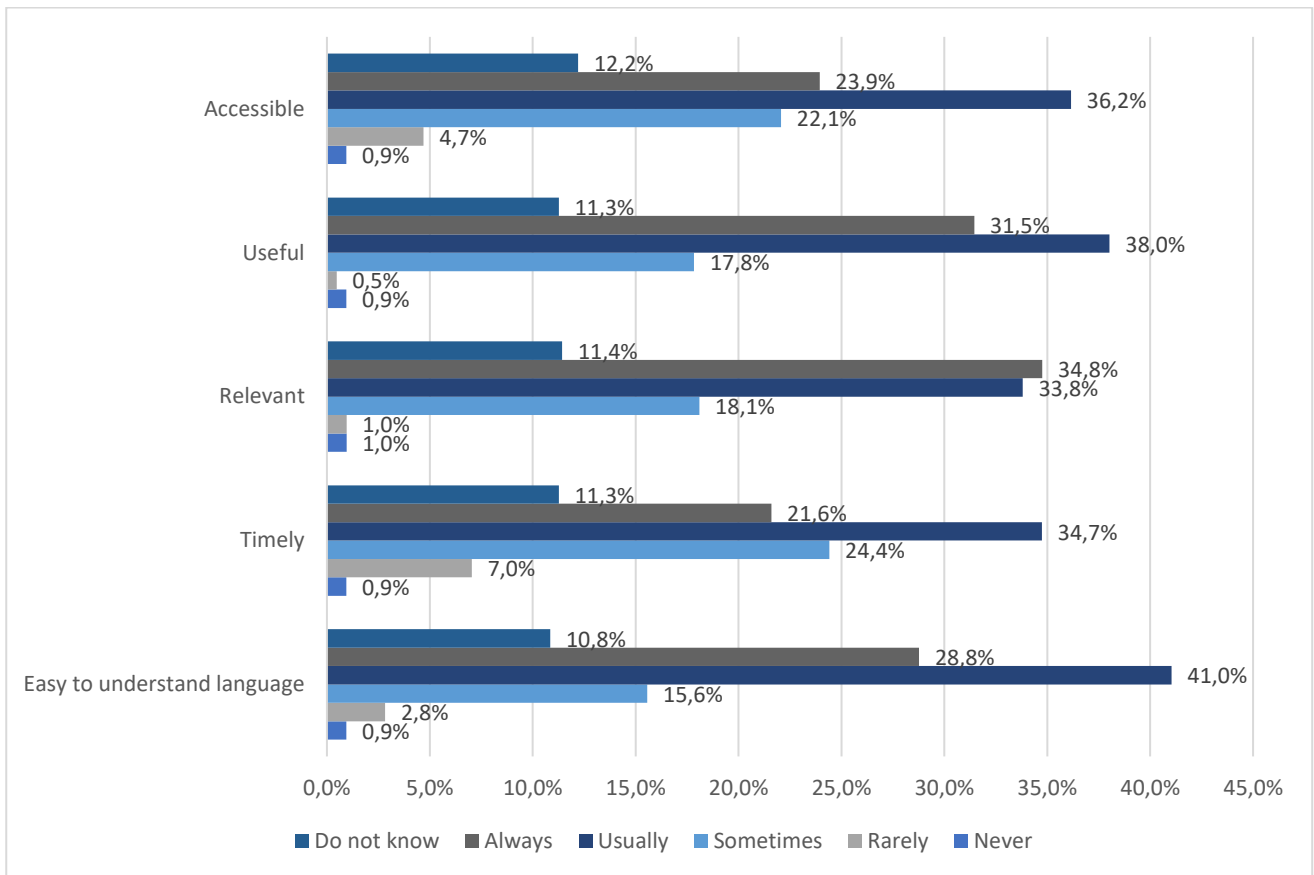
Note: 212 responses were obtained to this question, of which 32 (15.1%) correspond to "do not know". These results are not included in the graph, but their exclusion does not affect the weights of the options presented.

Figure 13. What elements have been key to upscaling actions, programs, and projects?



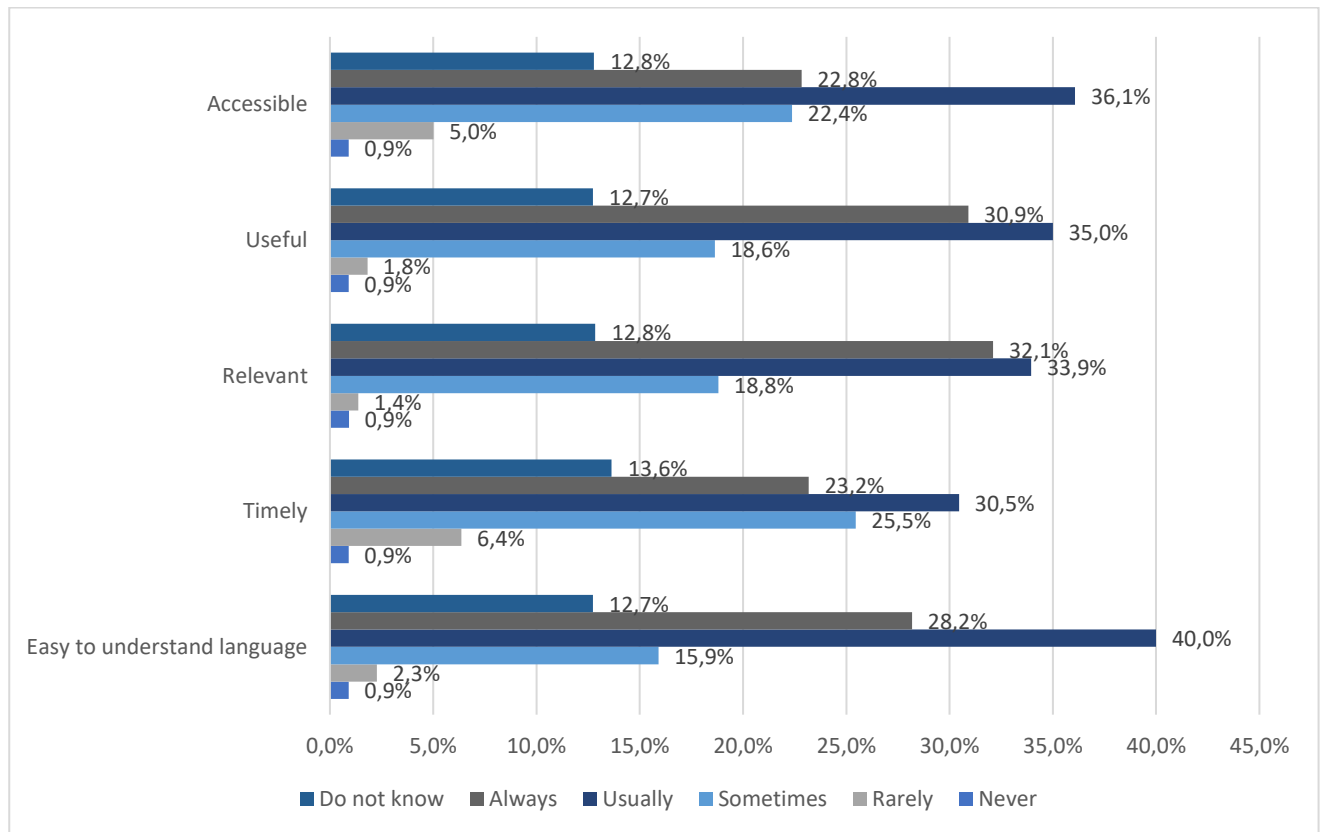
Note: 212 responses were obtained to this question, of which 67 (25.6%) correspond to "do not know", these results are not included in the graph, and 3 (1.1%) correspond to "other" but their exclusion does not affect the weights of the options presented.

Figure 14. Does the information that RLC provides regarding best practices and lessons learned, for project and program design, meet the following criteria?



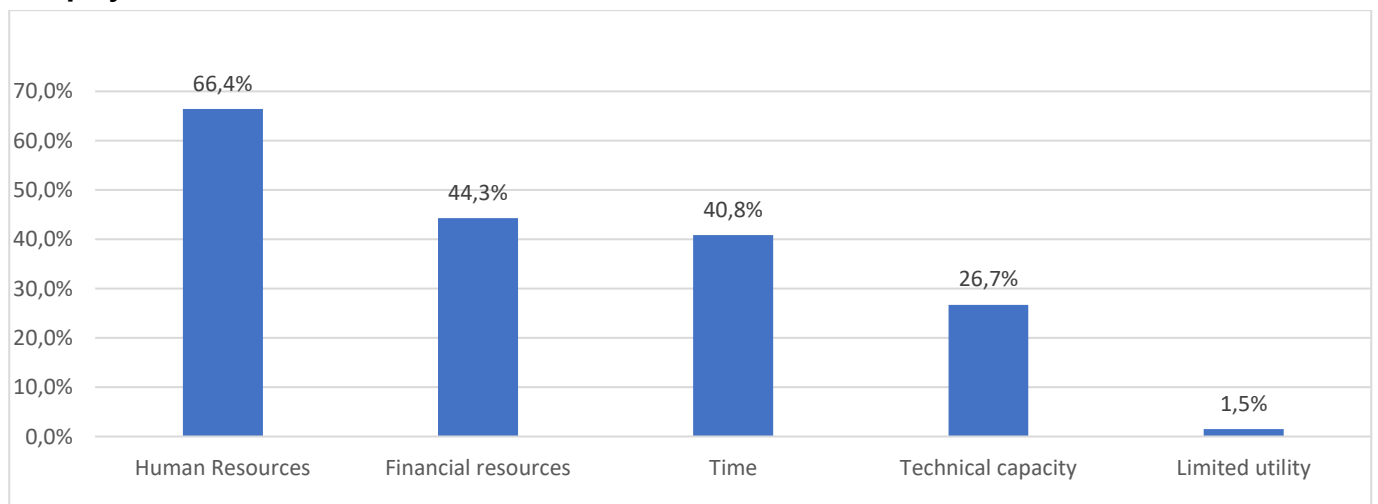
Note: 262 responses were obtained to this question, of which 58 (22%) correspond to "do not know / The content of this question does not relate to my functions and activities within FAO".

Figure 15. Does the information that RLC provides regarding best practices and lessons learned, for the implementation of projects and programs, meet the following criteria?



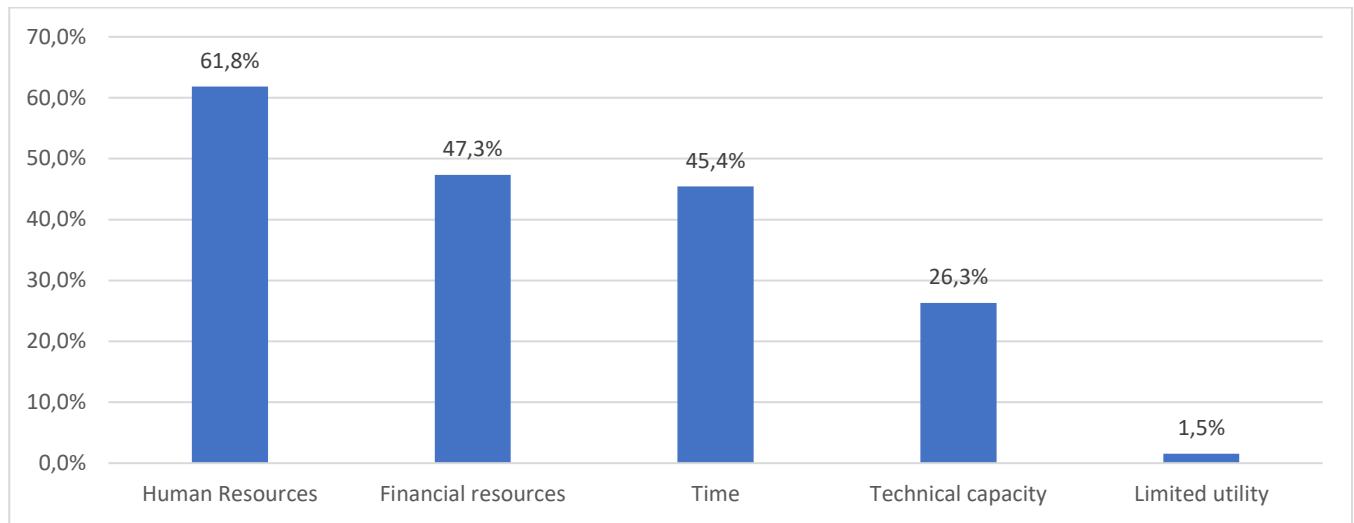
Note: 262 responses were obtained to this question, of which 48 (18.32%) correspond to "do not know / The content of this question does not relate to my functions and activities within FAO".

Figure 16. What are the limitations of the Country/Subregional Office to monitor all its programs and projects?



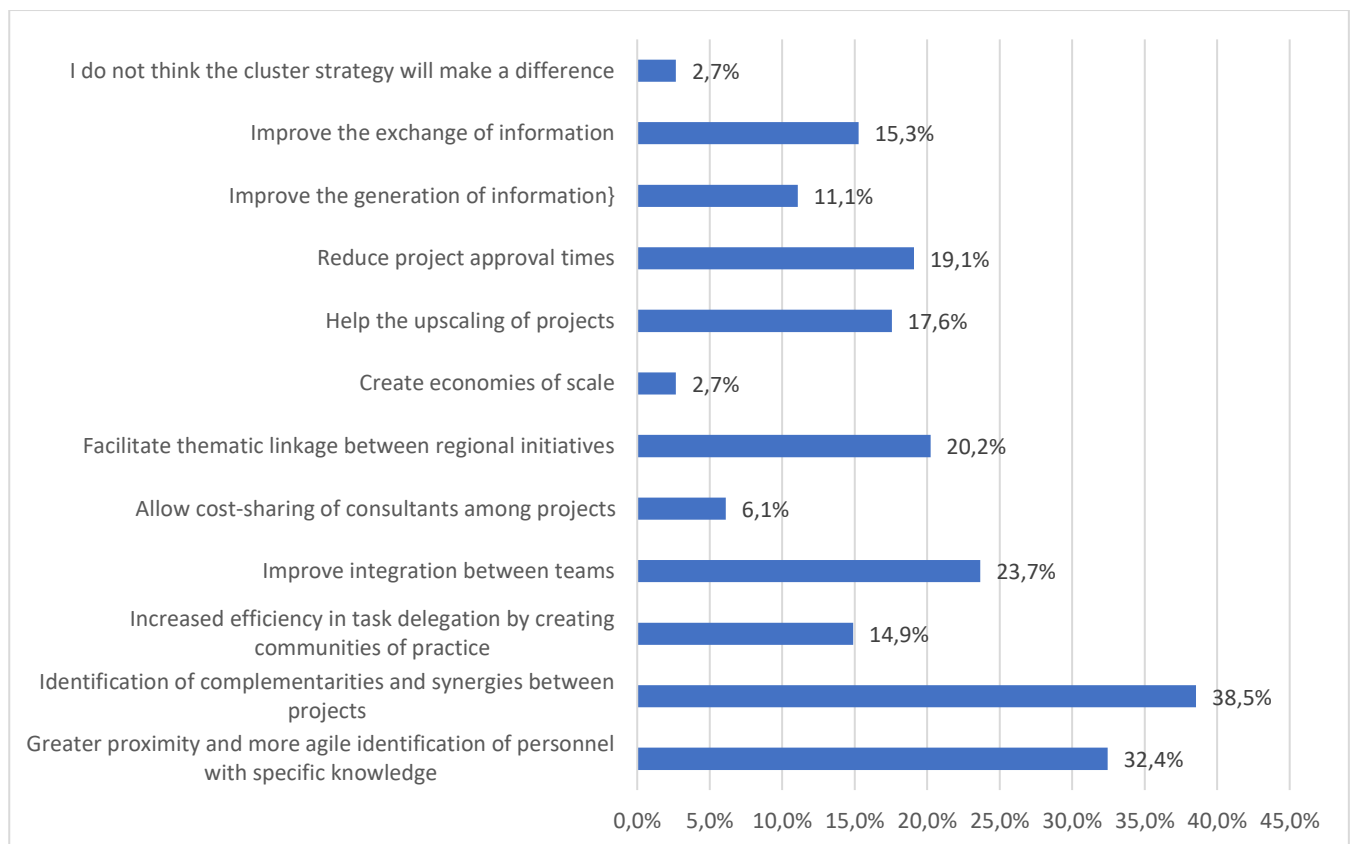
Note: 262 responses were obtained to this question, of which 62 (23.66%) correspond to "do not know / The content of this question does not relate to my functions and activities within FAO" and 12 (4.58%) to "other", these results are not included in the graph, but their exclusion does not affect the weights of the options presented. The percentages do not add up to 100% since when conducting the survey, it was requested to choose up to 3 options considering the most relevant ones.

Figure 17. What are the limitations of the Country/Subregional Office to evaluate all its programs and projects?



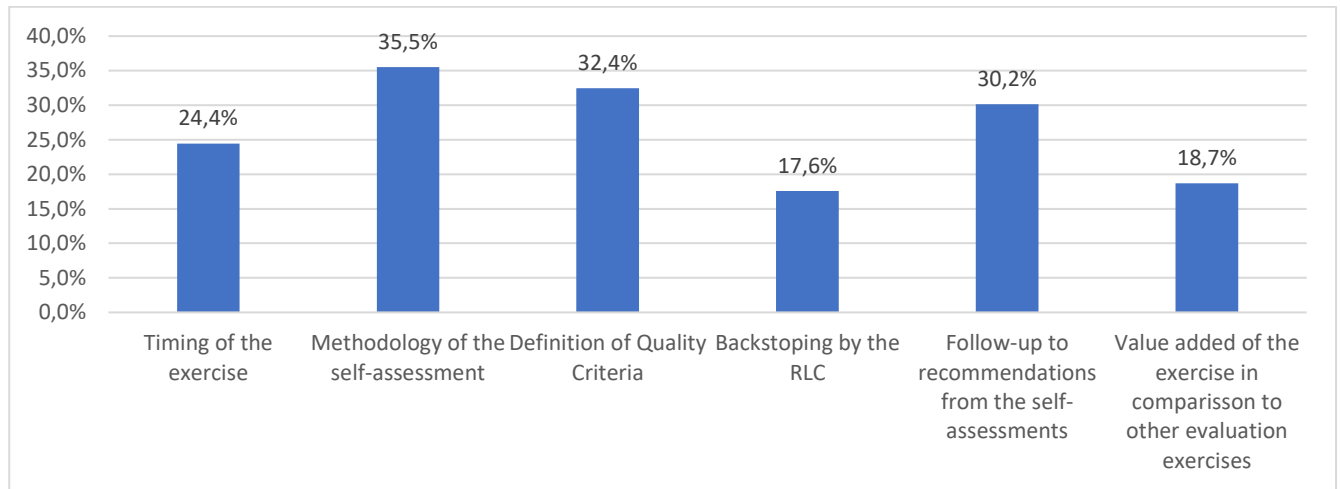
Note: 262 responses were obtained to this question, of which 67 (25.57%) correspond to “do not know / The content of this question does not relate to my functions and activities within FAO” and 8 (3.05%) to “other”, these results are not included in the graph, but their exclusion does not affect the weights of the options presented. The percentages do not add up to 100% since when conducting the survey, it was requested to choose up to 3 options considering the most relevant ones.

Figure 18. As part of the innovations promoted by RLC, in how far do you expect the cluster strategy to contribute to the development of programs and projects and to the mobilization of technical assistance?



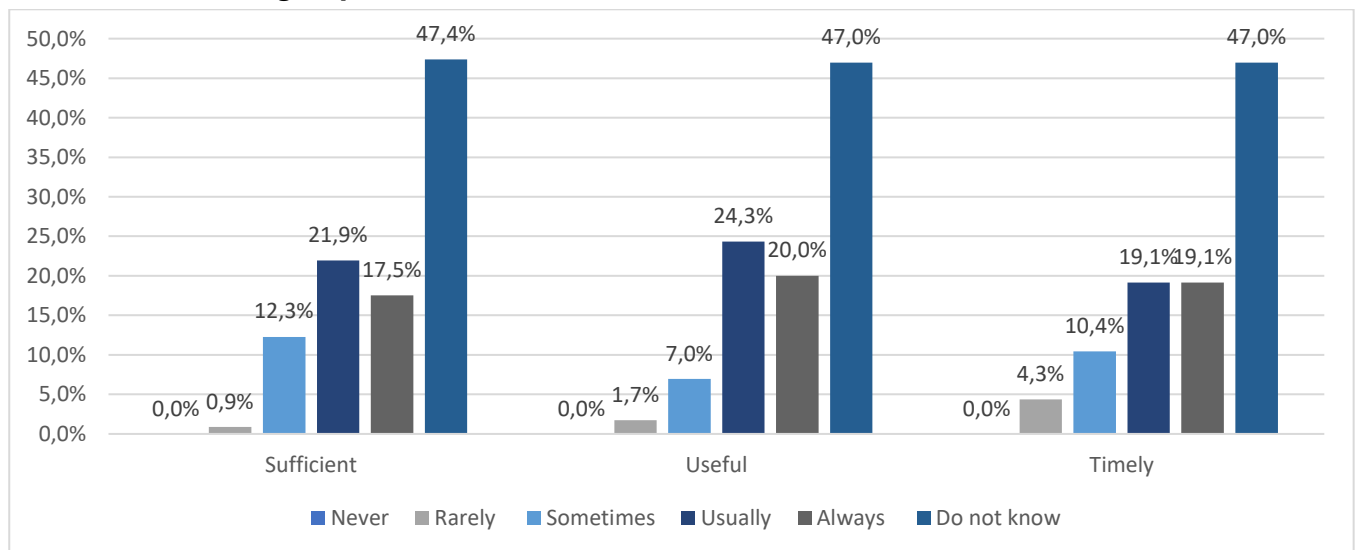
Note: 262 responses were obtained to this question, of which 68 (26%) correspond to “do not know / The content of this question does not relate to my functions and activities within FAO” and 7 (2.7%) to “other”, these results are not included in the graph, but their exclusion does not affect the weights of the options presented. The percentages do not add up to 100% since when conducting the survey, it was requested to choose up to 3 options considering the most relevant ones.

Figure 19. Within the framework of the innovations promoted by RLC, which do you consider to be the main challenges of the "Auto evaluation (self-assessment) of the quality of FAO projects in the implementation phase"?



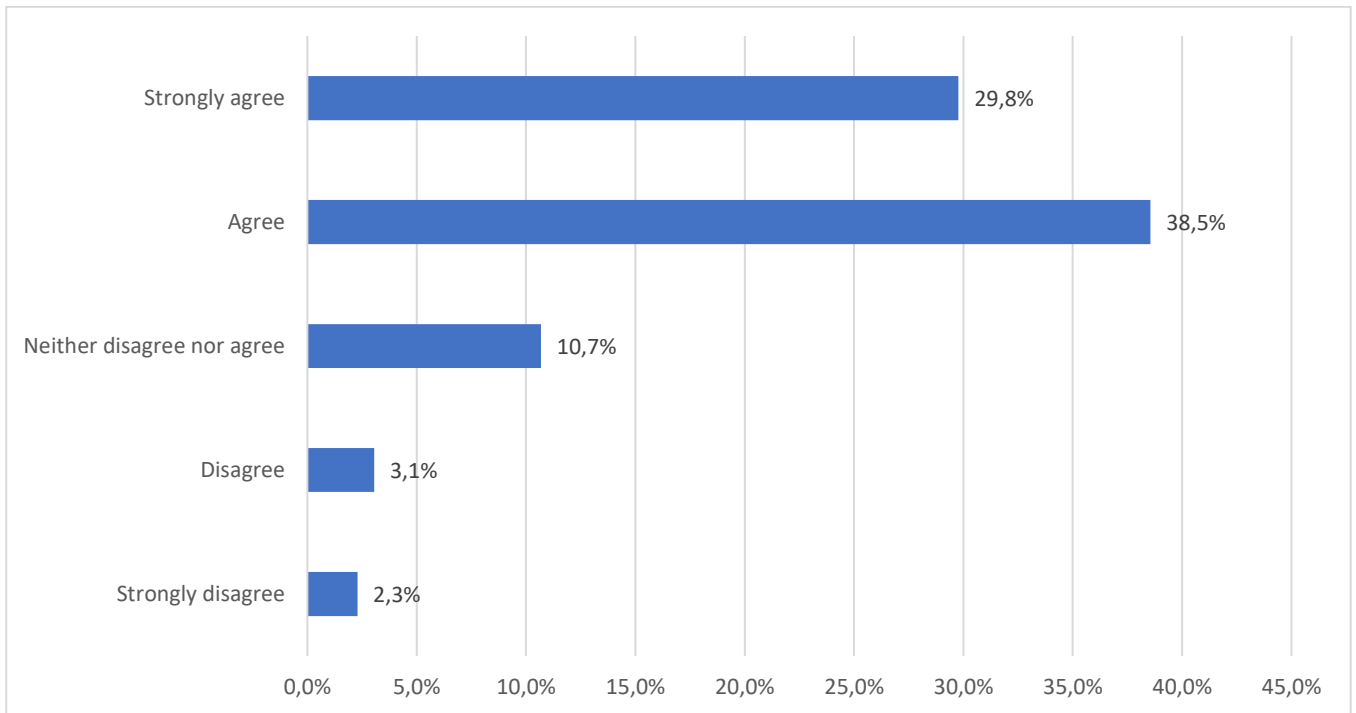
Note: 262 responses were obtained to this question, of which 83 (31.7%) correspond to "The content of this question does not relate to my functions and activities within FAO" and 9 (3.4%) to "other". These results are not included in the graph, but their exclusion does not affect the weights of the options presented. The percentages do not add up to 100% since when conducting the survey, it was requested to choose up to 3 options considering the most relevant ones.

Figure 20. In case you work in an Office that is supported by the "fast-growing group", how would you assess the support received from RLC in terms of sufficiency, usefulness, and timeliness from this group?



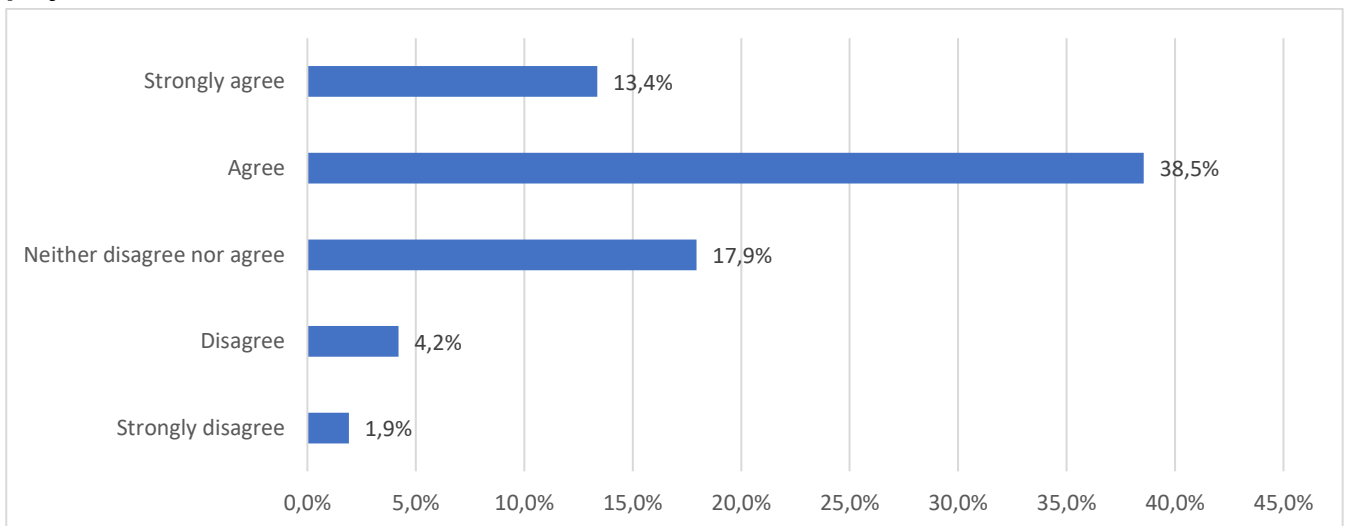
Note: 262 responses were obtained to this question, of which 156 (59.5%) correspond to "The content of this question does not relate to my functions and activities within FAO".

Figure 21. Please indicate your assessment of the following statement: RLC has promoted, in the Country/Subregional Office, a reflection on the need to make inequality between women and men visible and promote actions that reduce existing gaps.



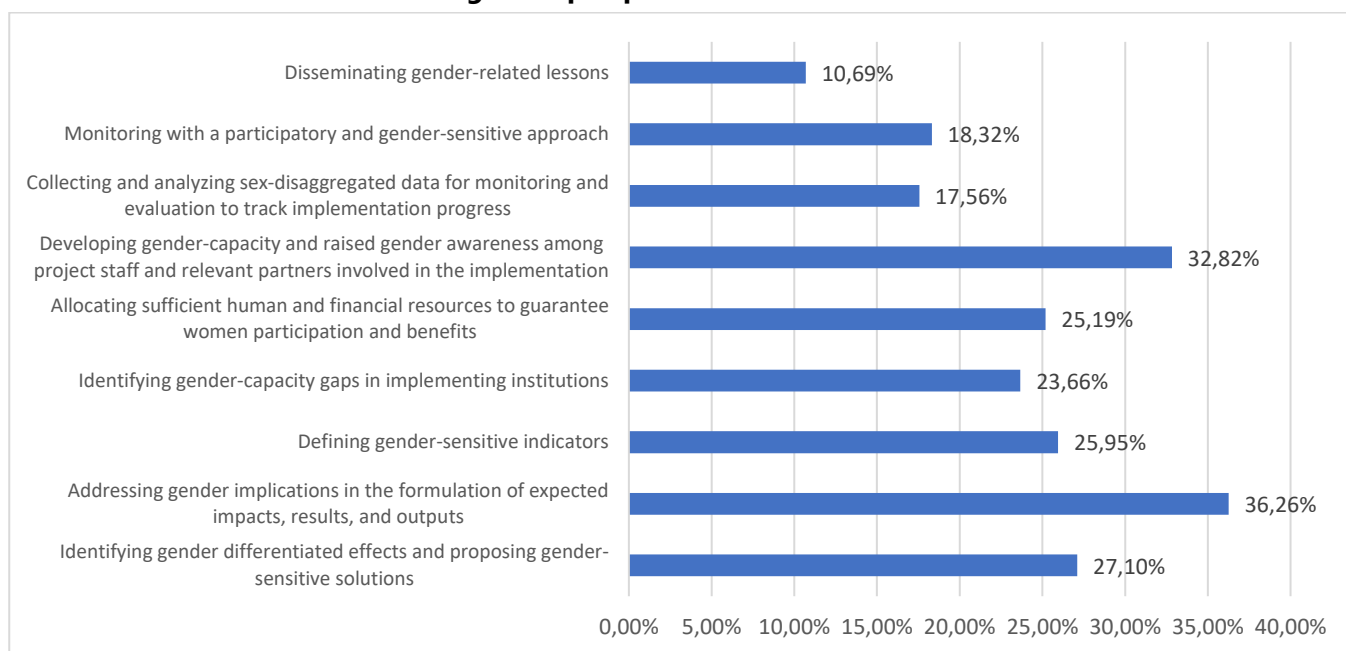
Note: 262 responses were obtained to this question, of which 41 (15.6%) correspond to "The content of this question does not relate to my functions and activities within FAO".

Figure 22. Please indicate your assessment of the following statement: RLC's support in generating evidence (through the country gender assessment, among others) has made it possible to deepen the mainstreaming of the gender perspective into FAO's programmes and projects



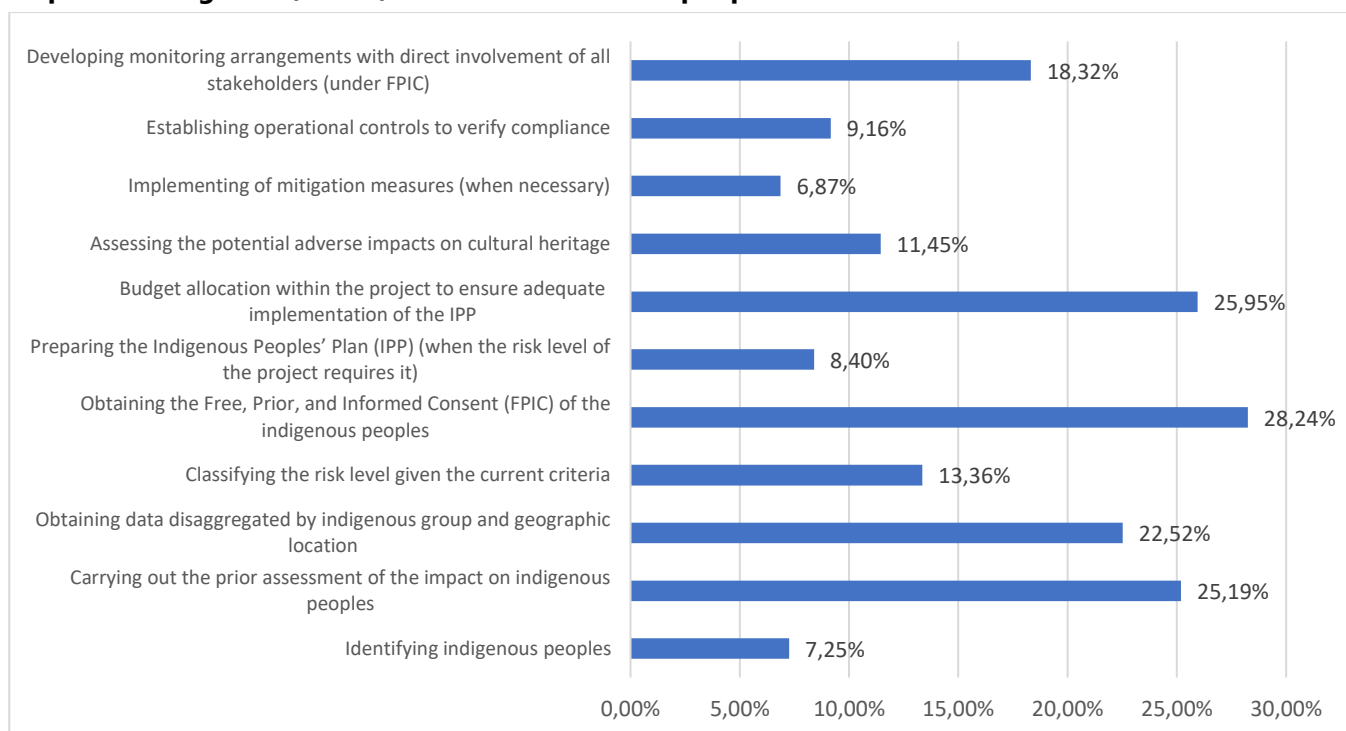
Note: 262 responses were obtained to this question, of which 63 (24.0%) correspond to "The content of this question does not relate to my functions and activities within FAO".

Figure 23. Considering the steps defined in the project cycle, what are the main challenges or limitations for the inclusion of the gender perspective?



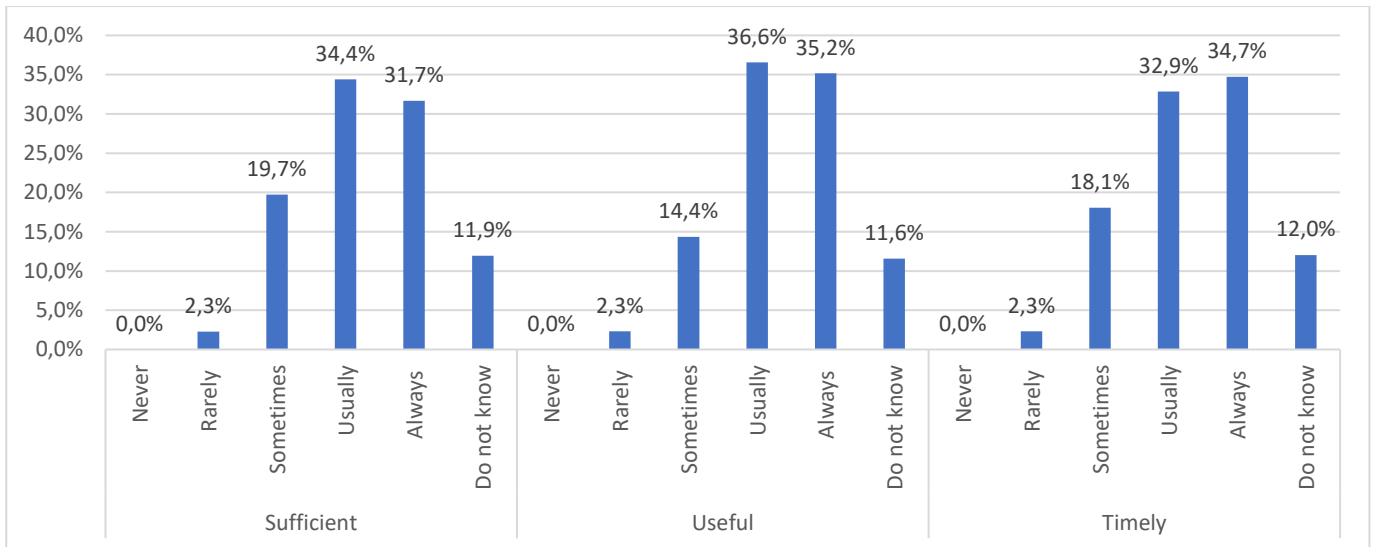
Note: 262 responses were obtained to this question, of which 55 (20.99%) correspond to “do not know / The content of this question is not related to my functions and activities within FAO” and 2 (0.76%) to “other”, these results are not included in the graph, but their exclusion does not affect the weights of the options presented. The percentages do not add up to 100% since when conducting the survey, it was requested to choose up to 3 options considering the most relevant ones.

Figure 24. Considering the elements of Environmental and Social Standard 9 (ESS) “Indigenous Peoples and Cultural Heritage”; what are the main challenges or limitations for the inclusion and respect of indigenous, tribal, and Afro-descendant peoples?



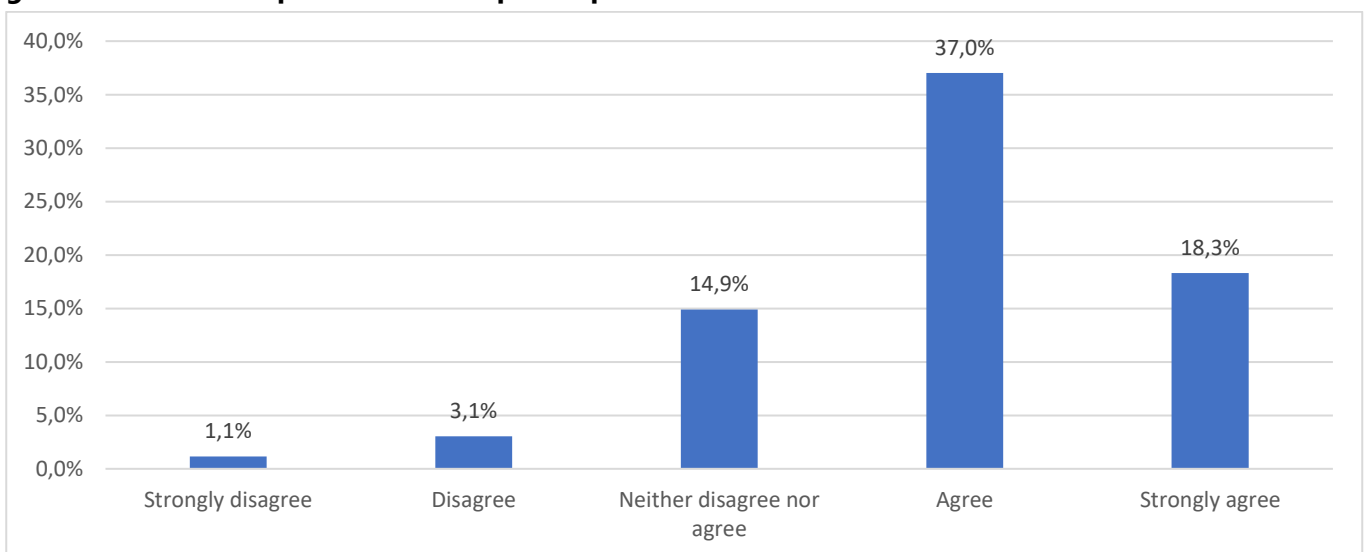
Note: 262 responses were obtained to this question, of which 90 (34.35%) correspond to “do not know / The content of this question does not relate to my functions and activities within FAO” and 9 (3.44%) to “other”, these results are not included in the graph, but their exclusion does not affect the weights of the options presented. The percentages do not add up to 100% since when conducting the survey, it was requested to choose up to 3 options considering the most relevant ones.

Figure 25. To what extent the support provided by RLC to foster an enabling working environment with Country and Subregional Offices, including communication and assistance, in the context of the pandemic has been sufficient, timely, and useful in developing courses of action?



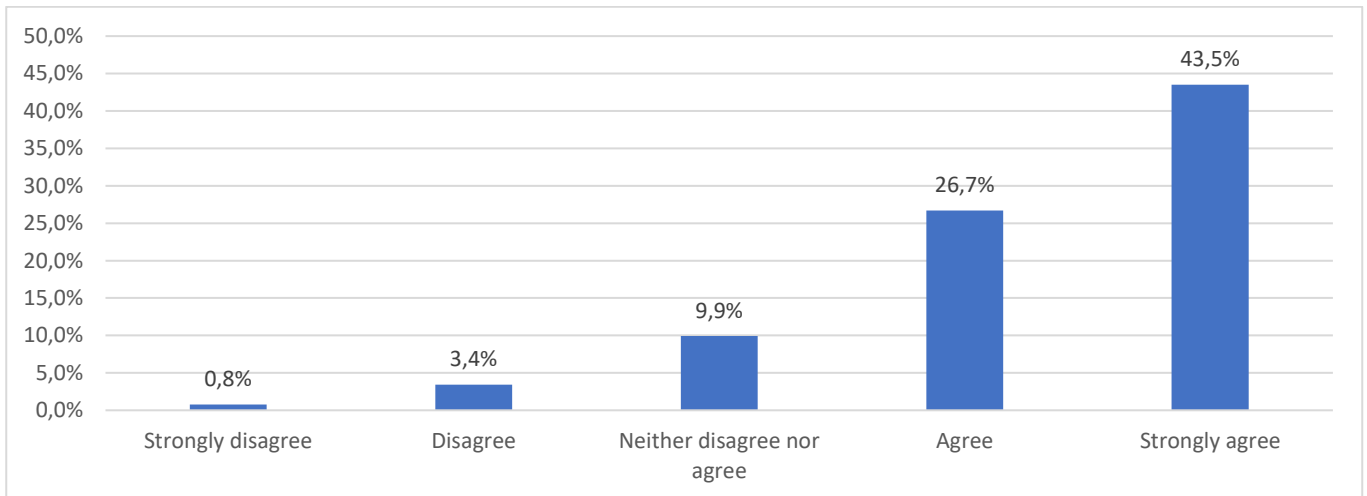
Note: 218 responses were received for the “enough” category, of which 26 (11.9%) answered “do not know”; 216 for “useful”, of which 26 (11.6%) answered “do not know”; and 216 responses for “timely” of which 26 (12%) answered “do not know”.

Figure 26. Please indicate your assessment of the actions taken by the RLC to address the context of the pandemic: They have enabled the Office to provide timely advice and guidance to government counterparts and development partners.



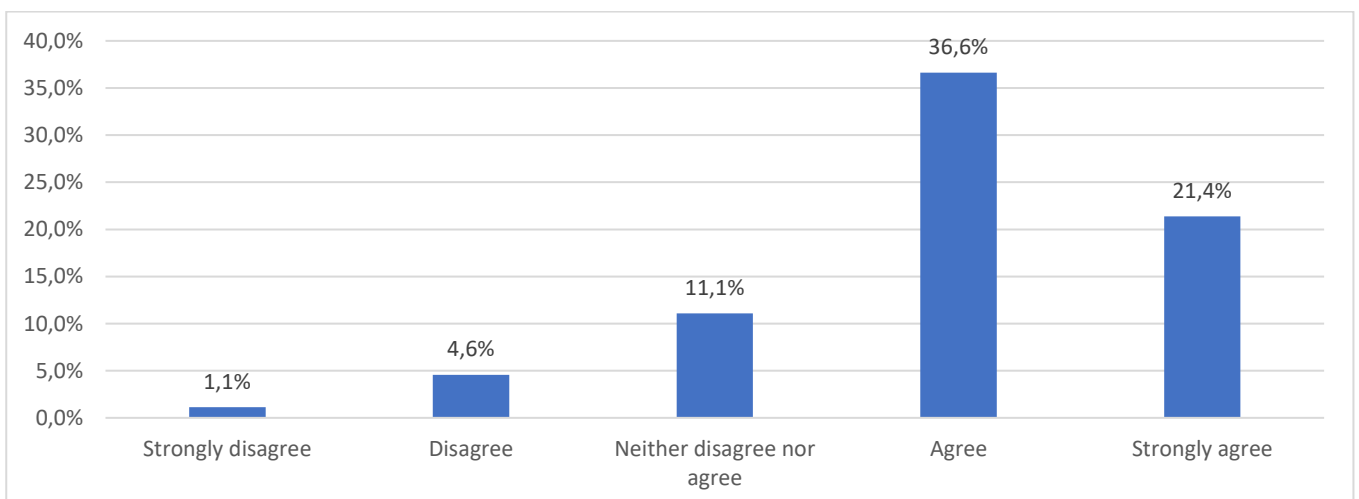
Note: 262 responses were obtained to this question, of which 67 (25.6%) answered “Do not know / Does not relate to my functions within FAO”.

Figure 27. Please indicate your assessment of the actions taken by the RLC to address the context of the pandemic: They have placed at the center the well-being of persons working in Country and Subregional Offices.



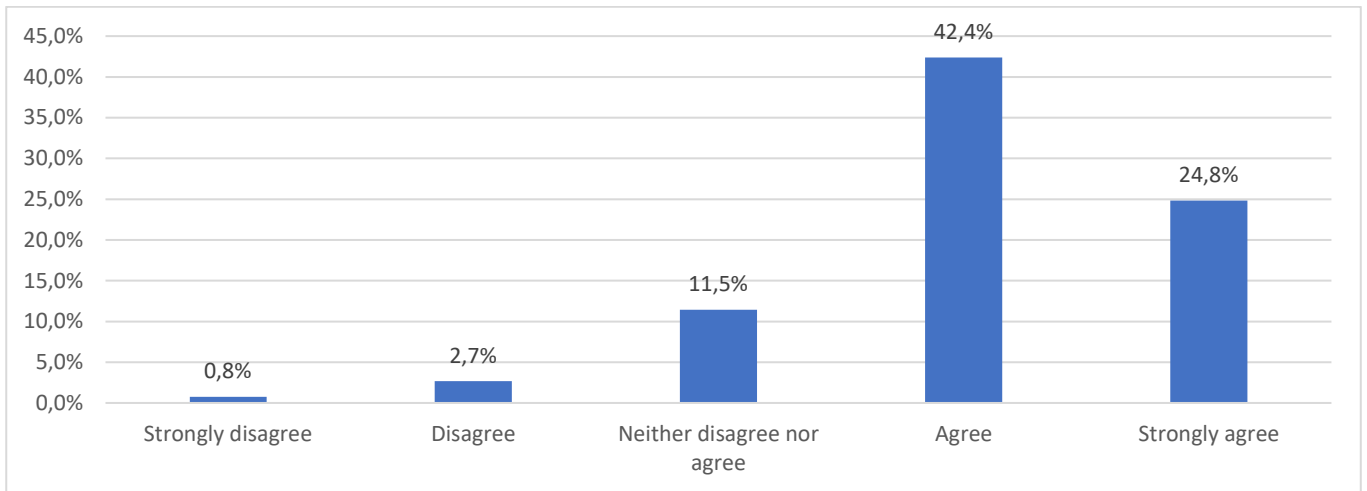
Note: There were 262 responses to this question, of which 41 (15.6%) answered "Do not know / Does not relate to my functions within FAO".

Figure 28. Please indicate your assessment of the actions taken by the RLC to address the context of the pandemic: They have allowed the Office to conduct analyses and studies on the impact of COVID-19.



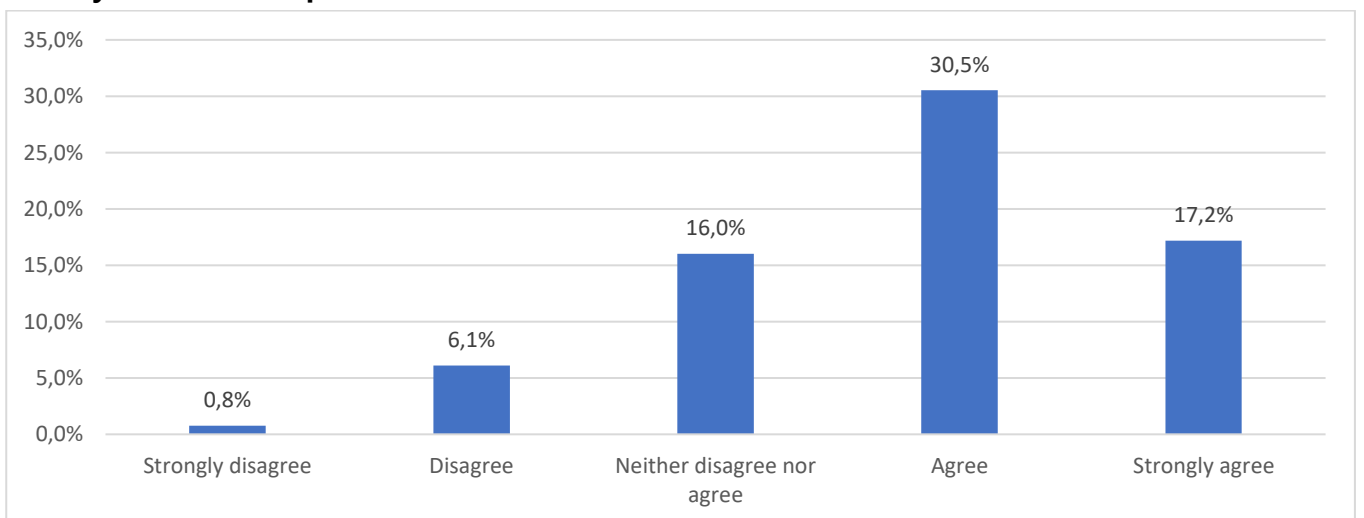
Note: There were 262 responses to this question, of which 66 (25.2%) answered "Do not know / Does not relate to my functions within FAO".

Figure 29. Please indicate your assessment of the actions taken by the RLC to address the context of the pandemic: They have allowed the Office to continue with the implementation of its projects.



Note: There were 262 responses to this question, of which 47 (17.9%) answered "Do not know / Does not relate to my functions within FAO".

Figure 30. Please indicate your assessment of the actions taken by the RLC to address the context of the pandemic: They have enabled the Office to mobilize additional resources in support of the country's efforts to respond to the effects of COVID-19.



Note: 262 responses were obtained to this question, of which 77 (29.4%) answered "Do not know / Does not relate to my functions within FAO".

Office of Evaluation
evaluation@fao.org
www.fao.org/evaluation

Food and Agriculture Organization of the United Nations
Rome, Italy



Some rights reserved. This work is available
under a CC BY-NC-SA 3.0 IGO licence.