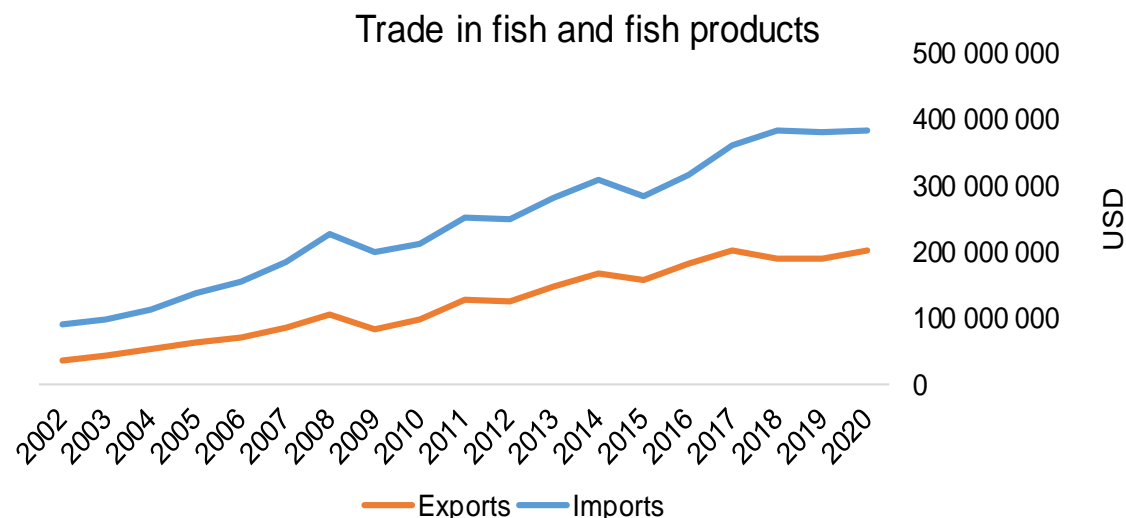




## COUNTRY BRIEF

Population	Ease of doing business rank
10 694 000	41st
Length of coastline	EEZ
N/A	N/A
Average GDP growth	GDP per capita
4.51%	USD 23 000



GDP from fisheries

NA

Fish available for consumption

9.3 kg/capita

Imports of fish and fish products - 2020

USD 384 987 640

Agricultural GDP from fisheries

N/A

Fisheries and aquaculture production

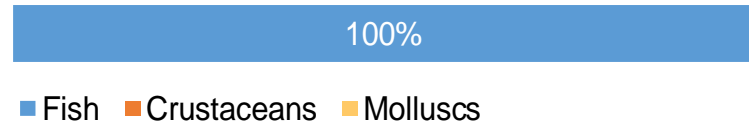
Total	24 130 tonnes
Fisheries	15%
Aquaculture	85%

Exports of fish and fish products - 2020

USD 202 873 070

## Production and Trade Breakdown

### Production by volume



### Imports by value



### Exports by value



## Production - Top 10 Species (Volume)

Rank	Species	Volume (Tonnes)
1 <sup>st</sup>	Common carp	20 267
2 <sup>nd</sup>	Rainbow trout	767
3 <sup>rd</sup>	Grass carp (White amur)	722
4 <sup>th</sup>	Freshwater fishes nei	560
5 <sup>th</sup>	Bighead carp	301
6 <sup>th</sup>	Northern pike	238
7 <sup>th</sup>	Brook trout	230
8 <sup>th</sup>	North African catfish	210
9 <sup>th</sup>	Pike-perch	182
10 <sup>th</sup>	Wels (Som) catfish	174

## Imports - Top 10 Products (Value)

			USD
1 <sup>st</sup>	Pacific, Atlantic, Danube salmon	fresh or chilled fillets HS 0304.41	57 320 360
2 <sup>nd</sup>	Atlantic, Danube salmon	fresh or chilled; excluding fillets, livers and roes HS 0302.14	50 094 780
3 <sup>rd</sup>	Tunas, skipjack, bonito	prepared or preserved; whole or in pieces HS 1604.14	44 718 270
4 <sup>th</sup>	Fish	prepared or preserved HS 1604.20	20 095 560
5 <sup>th</sup>	Flours, meals, pellets. Unfit for human consumption	from fish or aquatic invertebrates HS 2301.20	18 788 900
6 <sup>th</sup>	Alaska Pollack	frozen fillets HS 0304.75	14 375 290
7 <sup>th</sup>	Sardines, sardinella, brisling or sprats	prepared or preserved; whole or in pieces HS 1604.13	13 024 280
8 <sup>th</sup>	Shrimps, prawns	frozen HS 0306.17	12 539 400
9 <sup>th</sup>	Fish, other than species in 1604	prepared or preserved; whole or in pieces HS 1604.19	10 819 560
10 <sup>th</sup>	Pacific, Atlantic, Danube salmon	smoked, including fillets HS 0305.41	9 610 990

## Exports - Top 10 Products (Value)

			USD
1 <sup>st</sup>	Atlantic, Danube salmon	fresh or chilled; excluding fillets, livers and roes HS 0302.14	35 651 470
2 <sup>nd</sup>	Pacific, Atlantic, Danube salmon	fresh or chilled fillets HS 0304.41	31 356 930
3 <sup>rd</sup>	Carp	live HS 0301.93	24 139 150
4 <sup>th</sup>	Freshwater ornamental fish	live HS 0301.11	21 638 660
5 <sup>th</sup>	Fish	prepared or preserved HS 1604.20	14 098 100
6 <sup>th</sup>	Tunas, skipjack, bonito	prepared or preserved; whole or in pieces HS 1604.14	10 373 480
7 <sup>th</sup>	Shrimps, prawns	frozen HS 0306.17	5 778 490
8 <sup>th</sup>	Hake	frozen fillets HS 0304.74	4 982 950
9 <sup>th</sup>	Fish	dried, salted or in brine; not smoked HS 0305.32	3 551 440
10 <sup>th</sup>	Alaska Pollack	frozen fillets HS 0304.75	3 137 440

# A GLOBEFISH Product

# Information, Disclaimer


# Sources

Established in 1984, GLOBEFISH is a multi-donor funded project in the Fisheries Division of the Food and Agriculture Organization of the United Nations (FAO), responsible for providing up-to-date market and trade information on fish and fish products.

[Visit our website](#)

[Subscribe to our newsletter](#) or [email us](#)

## Recent Publications



### [Globefish Highlights](#)

Our flagship publication, focused on prices and analysis of market trends covering a variety of major commodities. Released quarterly.



### [Chinese Fish Price Report](#)

Comprehensive coverage of Chinese price trends, market information for commercially significant species, along with industry news and policy updates. Released quarterly.



### [European Price Report](#)

Market and price analysis for fish and fish products in the European market. Released monthly.



This is the second edition of the GLOBEFISH Market Profiles produced for this country, and was made at the beginning of 2023.

These profiles are based on nationally reported data or information published by international agencies. As the profile is intended to reflect the most up to date information available, reporting years may vary between sections and commodities.

The designations employed and the presentation of material in this information product do not imply the expression of any opinion whatsoever on the part of FAO concerning the legal or constitutional status of any country, territory or sea area, or the delimitation of frontiers or boundaries.

The data herein presented is compiled by FAO staff at the time of its production, "as is" and "as available", and every effort is made to ensure, but not guarantee, their timeliness, accuracy and completeness. FAO assumes no responsibility for errors and omissions in the data provided. Users are, however, kindly asked to report any errors or deficiencies in this product to FAO GLOBEFISH ([globefish@fao.org](mailto:globefish@fao.org)).

### **Please note**

Re-exports and re-imports are not included. The term N/A has been used to indicate that information was not found in the indicated sources. The classification of fish and fish products as either processed or unprocessed is very broad and is intended for indicative purposes only.

### [HS codes for fish and fish products](#)

International trade codes for fish and fish products in a user friendly format.



Sources and time periods:

-Fishing and aquaculture production (2020):  
FAO's [Global Fishery and Aquaculture Production Statistics](#)

-Fish available for consumption (2017):  
FAO's [Fishery and Aquaculture Statistics 2019](#)

-Population (2020), GDP Growth (2016-2020), GDP per Capita (2020):  
IMF's [World Economic Outlook Databases](#)

-Imports, Exports and Share of Trade (2020):  
FAO's [Global Fishery and Aquaculture Commodities Statistics](#)

-GDP, GDP from fisheries, GDP from agriculture (2020):  
World Bank's [World Development Indicators](#),  
OECD's [National Accounts Statistics](#) or  
UNSD's [National Accounts](#)

-Ease of doing business (2020):  
World Bank's [Ease of Doing Business](#) ranking

-Length of Coastline, Exclusive Economic Zone, Exclusive Fishing Zone (2003):  
UNEP's [Global Environment Outlook](#)

### [GLOBEFISH](#)

Explore more market information on the GLOBEFISH website



### [European Price Dashboard](#)

Hundreds of prices, updated every Monday

