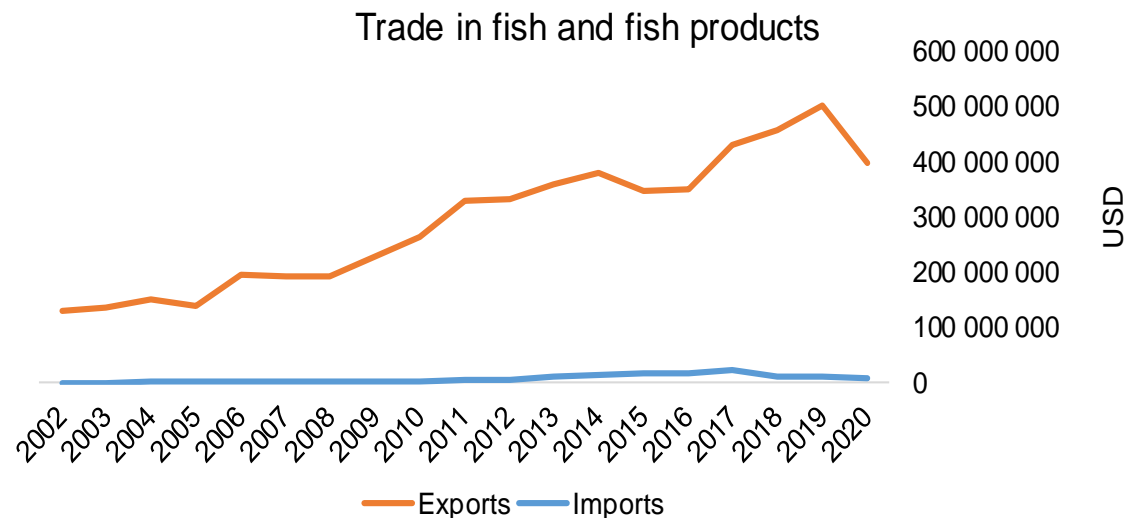




COUNTRY BRIEF

Population	Ease of doing business rank
218 240 000	108th
Length of coastline	Exclusive economic zone
2 599 km	201 520 km ²
Average GDP growth	GDP per capita
9.79%	USD 1 400



GDP from fisheries

0.42%

Fish available for consumption

1.7 kg/capita

Imports of fish and fish products - 2020

USD 7 350 140

Agricultural GDP from fisheries

1.53%

Fisheries and aquaculture production

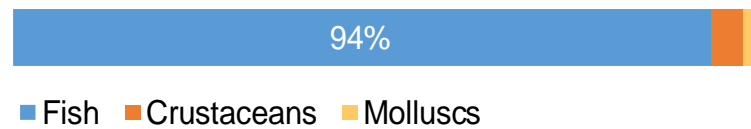
Total	655 245 tonnes
Fisheries	75%
Aquaculture	25%

Exports of fish and fish products - 2020

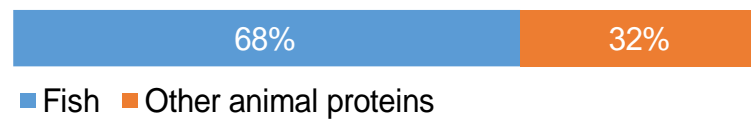
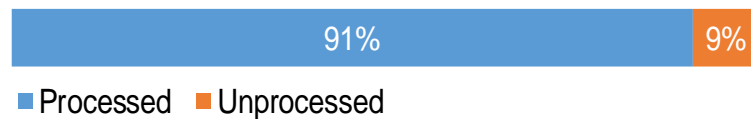
USD 400 091 120

Production and Trade Breakdown


Production by volume



Imports by value



Exports by value



Production - Top 10 Species (Volume)

Rank	Species	Volume (Tonnes)
1 st	Freshwater fishes nei	151 366
2 nd	Roho labeo	46 463
3 rd	Indian oil sardine	39 674
4 th	Indian mackerel	36 002
5 th	Clupeoids nei	33 978
6 th	Mrigal carp	29 634
7 th	Grass carp (White amur)	26 765
8 th	Silver carp	26 554
9 th	Catla	25 930
10 th	Marine fishes nei	18 785

Imports - Top 10 Products (Value)

			USD
1 st	Catfish	frozen fillets	3 077 530
		HS 0304.62	
2 nd	Tilapias, catfish, carp, eels, Nile perch, snakeheads	fresh or chilled meat; excluding fillets, livers and roes	3 056 930
		HS 0304.51	
3 rd	Fish, other than species in 1604	prepared or preserved; whole or in pieces	377 940
		HS 1604.19	
4 th	Atlantic, Danube salmon	fresh or chilled; excluding fillets, livers and roes	342 810
		HS 0302.14	
5 th	Fish	live	105 540
		HS 0301.99	
6 th	Fish	fresh or chilled; excluding fillets, livers and roes	98 730
		HS 0302.59	
7 th	Fish	prepared or preserved	84 330
		HS 1604.20	
8 th	Freshwater ornamental fish	live	75 850
		HS 0301.11	
9 th	Fish fats or oils and fractions thereof	not chemically modified or from fish-livers	48 380
		HS 1504.20	
10 th	Tunas, skipjack, bonito	prepared or preserved; whole or in pieces	44 970
		HS 1604.14	

Exports - Top 10 Products (Value)

			USD
1 st	Shrimps, prawns	frozen	68 360 160
		HS 0306.17	
2 nd	Flat fish	frozen; excluding fillets, livers and roes	49 116 540
		HS 0303.39	
3 rd	Squid, cuttlefish	frozen	39 089 030
		HS 0307.43	
4 th	Fish, other than species in 0303	frozen; excluding fillets, livers and roes	32 708 220
		HS 0303.89	
5 th	Sardines, sardinella, brisling or sprats	frozen; excluding fillets, livers and roes	23 210 910
		HS 0303.53	
6 th	Flours, meals, pellets. Unfit for human consumption	from fish or aquatic invertebrates	22 563 660
		HS 2301.20	
7 th	Pacific salmon	frozen; excluding fillets, livers and roes	18 936 720
		HS 0303.12	
8 th	Fish, other than species in 0303.5	frozen; excluding fillets, livers and roes	17 105 700
		HS 0303.59	
9 th	Crabs	frozen	17 068 880
		HS 0306.14	
10 th	Fish, other than species in 0304	frozen meat; excluding fillets, livers and roes	16 481 120
		HS 0304.99	

A GLOBEFISH Product

Information, Disclaimer


Sources

Established in 1984, GLOBEFISH is a multi-donor funded project in the Fisheries Division of the Food and Agriculture Organization of the United Nations (FAO), responsible for providing up-to-date market and trade information on fish and fish products.

[Visit our website](#)

[Subscribe to our newsletter](#) or [email us](#)

Recent Publications



[Globefish Highlights](#)

Our flagship publication, focused on prices and analysis of market trends covering a variety of major commodities. Released quarterly.



[Chinese Fish Price Report](#)

Comprehensive coverage of Chinese price trends, market information for commercially significant species, along with industry news and policy updates. Released quarterly.



[European Price Report](#)

Market and price analysis for fish and fish products in the European market. Released monthly.



This is the second edition of the GLOBEFISH Market Profiles produced for this country, and was made at the beginning of 2023.

These profiles are based on nationally reported data or information published by international agencies. As the profile is intended to reflect the most up to date information available, reporting years may vary between sections and commodities.

The designations employed and the presentation of material in this information product do not imply the expression of any opinion whatsoever on the part of FAO concerning the legal or constitutional status of any country, territory or sea area, or the delimitation of frontiers or boundaries.

The data herein presented is compiled by FAO staff at the time of its production, "as is" and "as available", and every effort is made to ensure, but not guarantee, their timeliness, accuracy and completeness. FAO assumes no responsibility for errors and omissions in the data provided. Users are, however, kindly asked to report any errors or deficiencies in this product to FAO GLOBEFISH (globefish@fao.org).

Please note

Re-exports and re-imports are not included. The term N/A has been used to indicate that information was not found in the indicated sources. The classification of fish and fish products as either processed or unprocessed is very broad and is intended for indicative purposes only.

[HS codes for fish and fish products](#)

International trade codes for fish and fish products in a user friendly format.



Sources and time periods:

-Fishing and aquaculture production (2020):
FAO's [Global Fishery and Aquaculture Production Statistics](#)

-Fish available for consumption (2017):
FAO's [Fishery and Aquaculture Statistics 2019](#)

-Population (2020), GDP Growth (2016-2020), GDP per Capita (2020):
IMF's [World Economic Outlook Databases](#)

-Imports, Exports and Share of Trade (2020):
FAO's [Global Fishery and Aquaculture Commodities Statistics](#)

-GDP, GDP from fisheries, GDP from agriculture (2020):
World Bank's [World Development Indicators](#),
OECD's [National Accounts Statistics](#) or
UNSD's [National Accounts](#)

-Ease of doing business (2020):
World Bank's [Ease of Doing Business](#) ranking

-Length of Coastline, Exclusive Economic Zone, Exclusive Fishing Zone (2003):
UNEP's [Global Environment Outlook](#)

[GLOBEFISH](#)

Explore more market information on the GLOBEFISH website



[European Price Dashboard](#)

Hundreds of prices, updated every Monday

