

EUROPEAN PRICE REPORT

Issue 11/2010
November 2010

The European Fish Price Report, based on information supplied by industry correspondents, aims to provide guidance on broad price trends. Price information is indicative and should be used only for forecasting medium- and long-term trends. FAO is not responsible for any errors or omissions.

INDEX FOR PRICES

Groundfish	8
Flatfish	8
Tuna	9
Small Pelagics	9
Cephalopods	10
Crustaceans	11
Bivalves	12
Salmon	12
Trout	12
Freshwater fish	12
Non Traditional Species	13
Seabass-Seabream-Meagre	14

LATEST TRENDS

The European market is preparing itself for the late year boom in sales when consumption in most markets increases by up to 100%. This year, availability of many species is tight, especially for a number of farmed species, which have seen prices increase significantly. Catches of several wild species are also down this year, including squid, octopus and hake.

The resource situation for groundfish was debated in the recent Groundfish forum, indicating somewhat higher quotas and supply for most species next year. The situation for tilapia and catfish/pangasius is more uncertain. Tilapia is expected to stabilise at present levels, despite the good prices offered to producers, whereas catfish production in 2011 could well decline somewhat as the low prices now offered to Vietnamese producers are discouraging many farmers from restocking.

Overall, the European market will be good for the rest of the year, thanks to strong seasonal demand. Somewhat higher prices can be expected for most species.

Last month, GLOBEFISH visited SIAL - The Global Food Marketplace - in Paris. The Exhibition clearly highlighted several important orientations in the food sector, which also are impacting the fisheries industry:

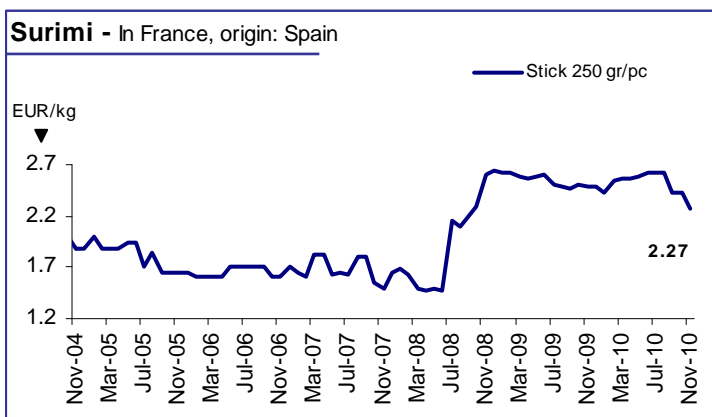
- Sustainable sourcing has become a reference standard in business.
- Demand for ethical and fair food products is increasing in all sectors.
- Nutrition and health have become key concepts in the food market.
- Growing consumer demand for organic products.



- Changes in consumer behaviour, with less time dedicated to meal preparation, have led to a massive market for quick-to-prepare and ready-for-consumption products.
- Consumers have changed attitude towards private labels in the retail sector, and availability and quality in this sector have clearly grown.
- Recognition through official quality labels is in considerable expansion with a proliferation of new certification schemes.
- Growth of multi-ethnic markets in Europe is leading to more Halal and Kosher food offers.

GROUND FISH

European markets are benefiting from the strong Euro, which is pushing down the real price of non-EU sourced raw material. This also applies to surimi, for which demand in French market has been positive lately.

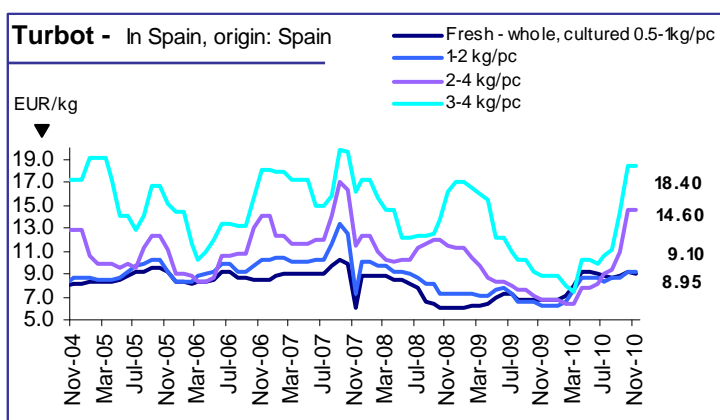


The Alaska pollock quota in the eastern Bering Sea for 2011 will rise significantly compared with 2010, growing from 813 000 tonnes this year to almost 1.3 million tonnes next year. 2012 quotas are also expected to increase because of positive biomass estimates released by the National Marine Fisheries Service.

2012 quotas are also expected to increase because of positive biomass estimates released by the National Marine Fisheries Service.

On 11 November the European Commission released its proposals for total allowable catches and quotas for 2011. Acknowledging that cod stocks have not recovered despite management plans in place since 2004, the Commission is proposing 50% reductions in TACs for cod in the Kattegat, the Irish Sea and the west of Scotland. Hake catches, in contrast, will benefit from 15% higher quotas in 2011. The proposals will be negotiated and agreed by EU Fisheries Ministers at the annual quota talks on 13 and 14 December.

FLATFISH



Steady demand, albeit at low levels, is keeping prices stable as biomass in the turbot farms is low. Nevertheless, good growth rates and weak demand could force prices down, especially of the larger sizes.

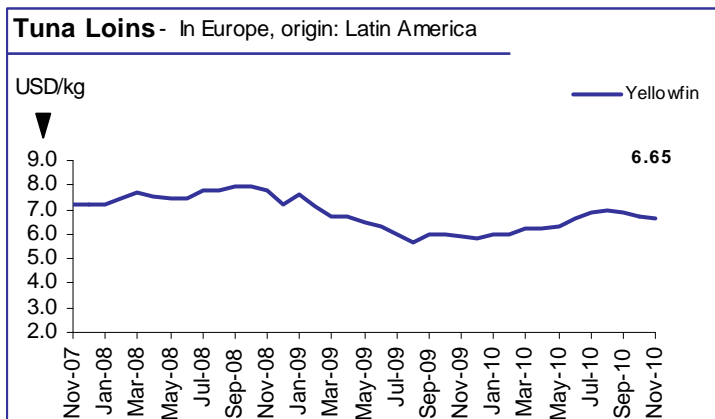
TUNA

Indian Ocean prices are slightly down; producers are changing from the skipjack to the yellowfin season but the lack of yellowfin in Europe is keeping prices fairly stable.

At the beginning of the last two years, tuna prices rose drastically in January, but it remains to be seen whether this will be repeated in 2011. In Europe at least, canneries are buying in anticipation of expected price increases.

Most tuna sellers returned from the biannual SIAL exhibition in Paris in mid October 2010 with fewer orders than expected, leaving the tuna market without an important source of stimulation and direction.

The price of raw material in Bangkok settled at around USD 1 025/tonne for main size skipjack delivered in November, with leading packers signalling a possible further drop in price to USD 950/tonne for December deliveries. As a result, suppliers are attempting to divert raw material to more distant but higher value alternative markets such as Latin America, where the price of skipjack delivered from the Western and Central Pacific fetched USD 1 250/tonne CNF Manta.



Demand in Thailand for loins to be delivered to the EU against the 6% duty quota has created a price premium for fish qualified for export to the EU. EU eligible skipjack sold for USD 30/tonne more than the same fish not EU eligible. The premium for yellowfin was more dramatic with EU eligible yellowfin 10 kg/up being sold at USD 1 950/tonne cnf Bangkok and non EU eligible yellowfin of the same size and quality being sold at USD 1 350/tonne in the same market.

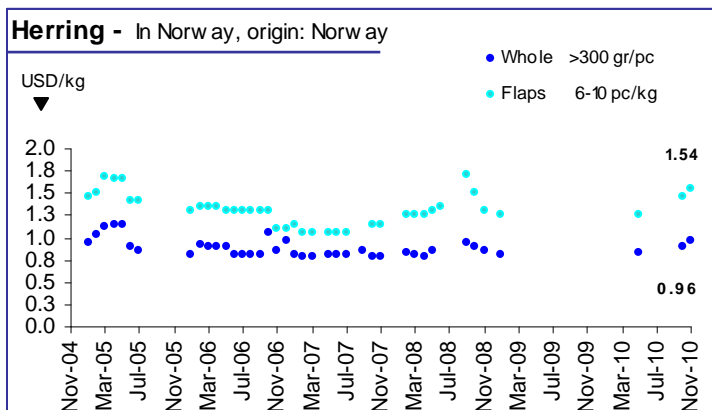
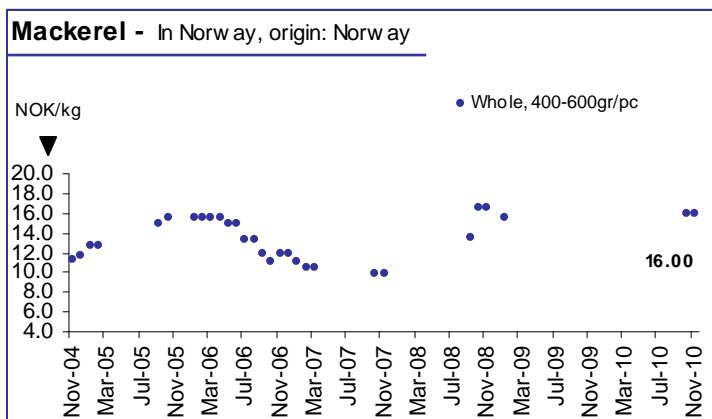
SMALL PELAGICS

The Norwegian mackerel season is over with the vessels now concentrating on herring.

However, herring markets are slow causing frustration among producers. Buyers are resisting the higher prices but as herring quotas are down for next year, quotations are not likely to yield by much.

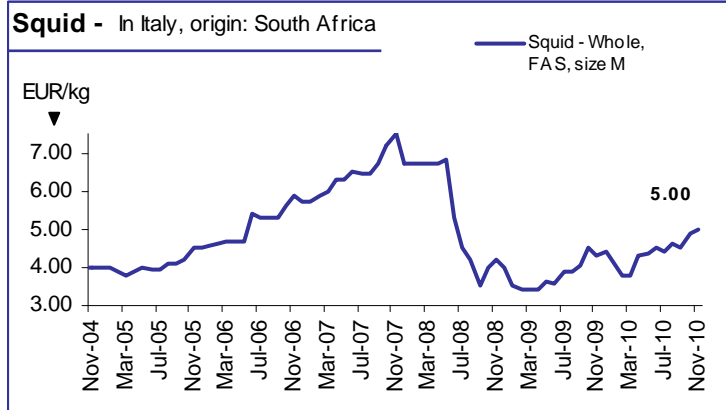
For mackerel, stocks are limited and demand in Europe is still good.

The capelin market is also quiet with not much demand at the moment.

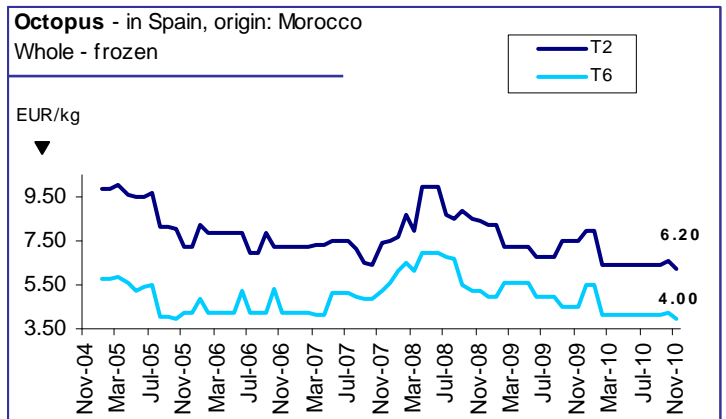


CEPHALOPODS

There is a world shortage of squid at present with inventory extremely tight. Prices are high, including for Illex, which are at record levels. In southern Africa, the squid industry is still in its closed season from 18 October to 23 November. The market should open firm when fishing in the new season starts again.

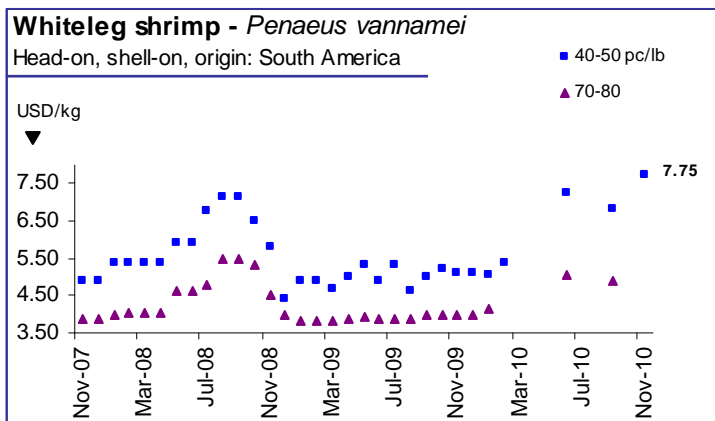


The two month fishing ban introduced on 1 October in Morocco's main octopus fishing area is still on. Mauritania has also closed its fisheries in October and November. Despite this, weak demand in Spain has caused wholesale prices to soften in this market.



In Asia, the Indonesian octopus season is highly uneven compared with last year. Fishing is delayed compared with 2009 and with low quantities landed prices are high.

CRUSTACEANS



Vannamei prices remain high because of supply shortages caused by increasing domestic consumption in the Asian and South American countries, principally China, Thailand, Malaysia, Mexico and Brazil. In addition, both China and Indonesia are still battling diseases resulting in sharply reduced production.

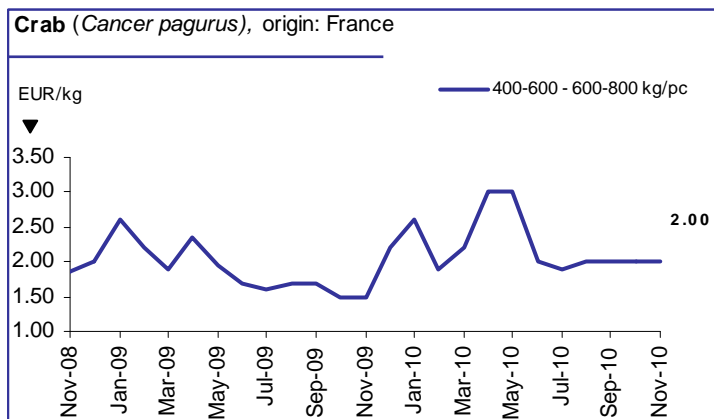
Indonesia remains tight. Availability is dominated by big sizes (26/30 – 31/40) and small sizes (61/70 – 71/90) but 70% of big sizes have been contracted mainly for the US market. Local Asian markets are still strong especially for sizes 91/120 – smaller size. The tsunami of late October that hit some of Indonesia's islands caused damage to production facilities; capacity is not yet fully recovered but the industry expects the situation to return to normal in the first quarter of next year.

The raw material situation in

Unchanged market conditions for American lobster indicate that prices will remain high for live product and will not go down during the Christmas season. Stocks of frozen lobster are limited and with live prices being high, availability will soon decline.

For European lobster, landings are limited pushing prices higher.

The crab market also remains stable with prices unchanged for several months.

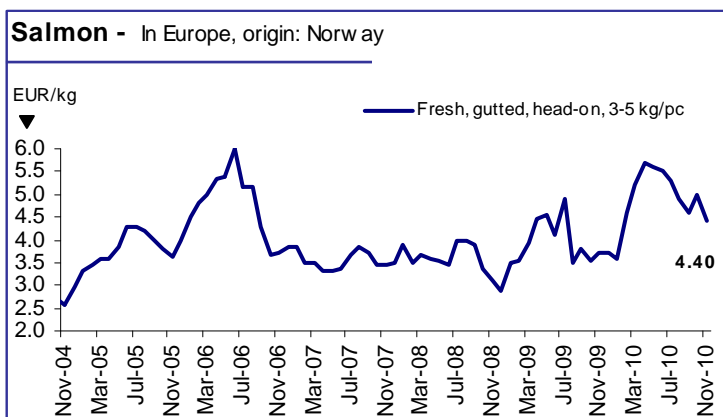


BIVALVES

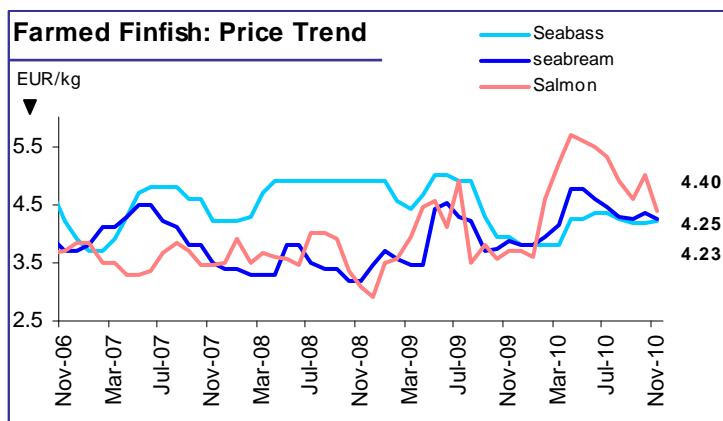
Shellfish prices are firming because of low supply of species such as oysters, mussels and lobster. In contrast, Bouchot, Spanish and Dutch mussels remain available in the French market; Bouchot supplies, however, are expected to decrease in the short term to be gradually replaced by other origins. The market for bottom mussels is also firming somewhat.

For oysters, price increases at point of production are observed in both France and Ireland. Prices on average have increased by EUR 1/kg in comparison with the previous season, with the risk of weakening consumer demand.

SALMON



The European market for Atlantic salmon has been somewhat unsettled with prices swinging back and forth almost on a weekly basis. The relatively high prices, albeit lower than the levels reached early summer, are putting off some customers although demand is still adequate. In France, the largest market for salmon in Europe, consumption in November has been disturbed by recent strikes and holidays. For the rest of the year, seasonal European demand will increase significantly driving prices somewhat higher in December.



Available biomass in Norway is only marginally higher than last year with lower growth than anticipated. The causes cited range from unfavourable weather conditions, persistent lice problems to reduced yields.

Norway's export statistics for Atlantic salmon for January-October (10 months), show volumes reaching 628 000 tonnes, up 11.7 %, and values of NOK 24.9 billion (EUR

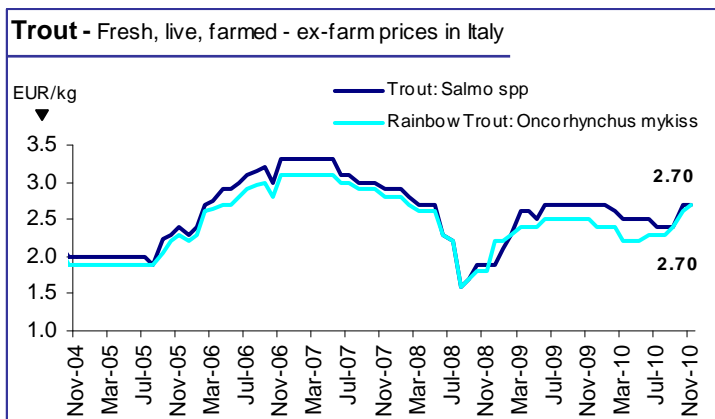
3.1 billion), up 31%. Average export prices per kilo rose 17% to NOK 39.59 in this period.

Norway's production capacity, which is governed by a license system using maximum levels per farm site as a criterion, will get a boost after a government decision on 5 November to expand salmon by up to 5% in Norway's two most northern counties, Troms and Finnmark.

TROUT

Italian demand for trout is good and, with availability lower than normal for the period, prices are firming.

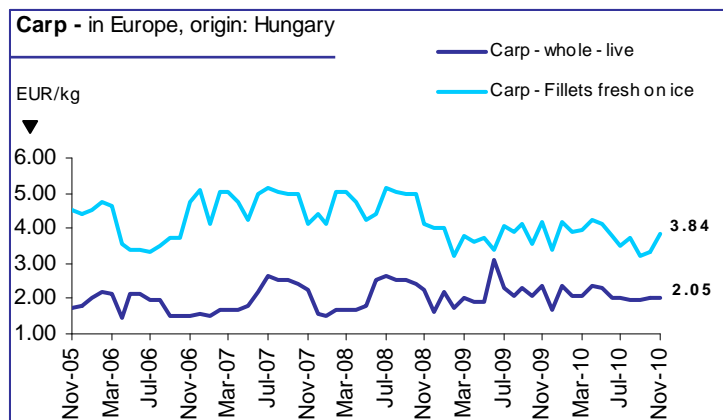
Norway's exports statistics for trout for January-October (10 months) show volumes dropping 37% to 31 300 tonnes, and values down 21% to NOK 1.250 billion (EUR 153 million). Average export prices per kilo rose 25.5% to NOK 40.03 in this period. Russia is Norway's main market with 52% of sales, although shipments have been drastically reduced this year along with the general decline in Norway's production and exports. Other important markets for Norway are China, Japan and Thailand but also Belarus and Ukraine. The EU is a small market for Norway's trout producers, caused in part by EU import duties but also by the fact that the EU has its own very viable trout industry.



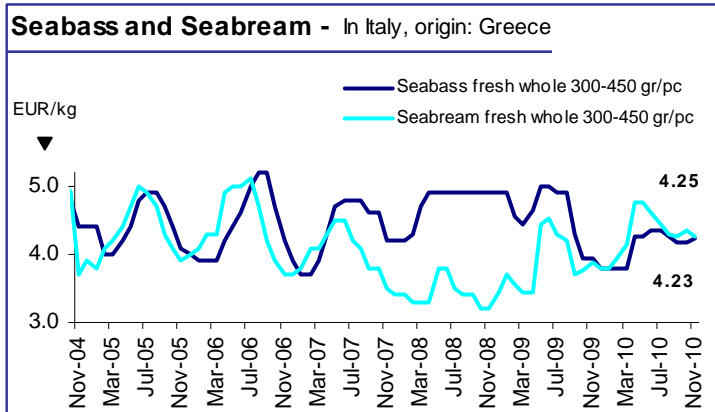
There are two main reasons for the decline in Norway's trout production: the first is that trout and salmon are produced under the same licence. With the salmon market particularly strong in 2009 and 2010, producers have preferred salmon over trout. The second is related to some egg and hatchery related difficulties.

FRESHWATER FISH

Seasonal demand for carp is growing in Hungary pushing prices somewhat higher.



SEABASS/SEABREAM



The market overall has been remarkably stable for the period September-October with some downward price pressure on seabass in early September that has since stabilized. The outlook for the rest of the year is positive with growing sales leading up to Christmas. Prices should also remain firm with a positive undertone in the New Year.

Recent build-ups of shareholdings by outside investors in some of the leading Greek aquaculture companies such as Dias and Nireus have again focused attention on efficiency gains and further cost savings in the industry. In particular, concentration to fewer but larger farms is seen as one possible strategy by many of the larger groups.

Fish Species Trade Name	Product Form	Grading	Price per kg		Reference & Area	Origin
			As stated	EUR USD		
GROUND FISH						November 2010
Cod/Cabillaud, Morue/ Bacalao <i>Gadus morhua</i>	Fresh - fillet	100-200 gr/pc 200-400	9.15	12.55 =	Italy wholesale	Northern Europe
	Salted (Baccalà)		8.80	12.07 =		Norway
	Dried (Stoccafisso)		26.00	35.65 =		
	Soak (Stoccafisso)		6.00	8.23 =		
	Fillets, skinless, boneless, blockfrozen	16.5 lb	4.90	6.72	Germany ddp	Barents Sea
	Fresh gutted		1.39	1.91	Poland des	Baltic Sea
Hake/Merlu/Merluza <i>Merluccius gayi</i>	Fillets interleaved, PBI deep skinned	2-4 oz/pc	2.55	3.50	Europe cfr	Chile
	Fillets PBO interleaved deep skinned		2.77	3.80		
	Fillets PBI regular skinned		2.41	3.30		
	Mince		1.46	2.00	France cif	
<i>Merluccius capensis</i>	H&G, IWF	100-200 gr/pc 950-1200 1200-1500 1500-2000 > 2000	1.90 2.45 2.75 3.50 4.50	2.61 * 3.36 * 3.77 * 4.80 * 6.17 *	Spain ddp	Namibia
	Skin-on fillets, plate land-frozen	2-4 oz/pc	2.90	3.98 *		
		4-6	3.35	4.59 *		
		6-8	3.55	4.87 *		
		8-12	3.65	5.00 *		
<i>Merluccius productus</i>	Fillet, regular, skinned, PBO	16.5 lb	2.33	3.20	Germany cfr	USA
Alaska pollack/Lieu de l'Alaska/Colin de Alaska <i>Theragra chalcogramma</i>	Fillet block, skinless, boneless	16.5 lb	2.71	3.72	Spain ddp	Russia
			2.59	3.55		China
			2.30	3.15		Russia
	Fillet, skinless, PBI, blockfrozen		2.26	3.10		
	IQF portions	60-80 gr/pc	2.12	2.90	France cif	China
Block	7.5 kg block	1.71	2.35		Spain	
Surimi (Alaska pollack)	Stick - grade A	250 gr/pc	2.27	3.11 -	ddp	
Saithe/Lieu noir/ Carbonero (Pollock, Coley) <i>Pollachius virens</i>	Frozen - block, fillet, skinless, boneless	16.5 lb	3.50	4.80	Europe ddp	Norway
			3.30	4.52		Faeroe Islands/ Iceland
Monkfish/Baudroie/ Rape <i>Lophius spp.</i>	Tails, skin-off, IWP	100-250 gr/pc	5.00	6.86 *	Spain ddp	Namibia
		250-500	6.60	9.05 *		
Haddock/Eglefin/Eglofino <i>Melanogrammus aeglefinus</i>	Fillet, skinless, boneless blockfrozen	16.5 lb	4.40	6.03	Germany ddp	Barents Sea
Red Snapper/vivaneau/ Pargo <i>Lutjanus spp.</i>	Whole, gutted 100% net weight	2-4 kg/pc	2.04	2.80 *	Italy cfr	India
		4-6	2.04	2.80 *		
		> 5	2.04	2.80 *		
FLAT FISH						November 2010
Turbot/Rodaballo <i>Scophthalmus maximus</i>	Fresh - whole cultured	0.5-1 kg/pc	8.95	12.27 -	Spain cif	Spain
		1-2	9.10	12.48 +		
		2-3	14.60	20.02 +		
		3-4	18.40	25.23 +		

Fish Species Trade Name	Product Form	Grading	Price per kg			Reference & Area	Origin	
			As stated	EUR	USD			
FLATFISH (cont.)						November 2010		
Turbot/Rodaballo <i>Scophthalmus maximus</i>	Fresh - whole cultured	0.25-0.5 gr/pc		6.65	9.12 =	Netherlands cif (for Spanish mkt)	Netherlands	
		0.5-1		8.30	11.38 -			
		1-2		9.90	13.57 -			
		2-3		13.45	18.44 -			
		3-4		15.35	21.05 -			
		> 4		17.70	24.27 -			
Dover sole/Sole/ Lenguado <i>Solea vulgaris</i>	Raw material	No. 4		11.70	16.04	fob		
		No. 5		10.70	14.67			
	Frozen 40% glaze	120-170 gr/pc		6.40	8.78 =	cif		
		170-220		7.40	10.15 =	(for Spanish mkt)		
		220-300		9.40	12.89 +			
		300-350		11.60	15.90 +			
		350-400		12.70	17.41 +			
		400-500		13.22	18.13 =			
Plaice/Plie/Solla <i>Pleuronectes</i> spp.	Frozen	No. 4		1.45	1.99			
European Flounder/ Flet d'Europe/ Platija europea <i>Platichthys flesus</i>	Fresh whole	very small	No quotations			Poland des	Baltic	
TUNAS/BILLFISHES						November 2010		
Tuna/Thon/Atún <i>Thunnus</i> spp.	Yellowfin - cooked & cleaned loins - vacuum packed	double cleaned		4.85	6.65 -	Italy ddp	Kenya/Solomon Is/Côte d'Ivoire/ Madagascar	
	Yellowfin - whole	> 10 kg/pc		2.05	2.81	Spain ddp cif	Atlantic Ocean	
		< 10 kg/pc		1.65	2.26			
	Skipjack - whole	1.8-3.4 kg/pc		1.00	1.37			
	Yellowfin round	> 20 kg/pc		1.35	1.85 =		Côte d'Ivoire	
	Yellowfin frozen loins			4.50	6.17	ddp	Eastern pacific ocean	
	Skipjack frozen loins			3.60	4.94			
	Skipjack frozen loins, c&c	single cleaned		1.85	3.70		Kenya	
	Skipjack loins			3.20	4.39 +	cfr	Thailand/China	
Skipjack whole			0.70	0.96 *	Seychelles fob	Seychelles		
Yellowfin whole			1.54	2.11 *	(for EU market)			
Swordfish/Espadon/ Pez espada <i>Xiphias gladius</i>	Whole			12.25	16.80 *	Italy wholesale	Imports	
				9.25	12.68 -		Italy	
	Smoked - slices			15.75	21.59 -			
	Seafrozen	20-30 kg/pc		6.00	8.23 *	Spain fot	Spain	
30-50-70			6.20	8.50 *				
70-100			6.20	8.50 *				
SMALL PELAGICS						November 2010		
Mackerel/Maquereau/ Caballa <i>Scomber scombrus</i>	Whole	200-400 gr/pc	NOK	8.50	1.05	1.43 =	Norway fob	Norway
		300-500	NOK	9.50	1.17	1.60 =		
		400-600	NOK	16.00	1.97	2.70 =		
		> 600	NOK	18.50	2.27	3.12 =		
<i>Scomber japonicus</i>	Whole			0.82	1.12 *	Spain fob	Spain	
<i>Trachurus trachurus</i>	Whole			0.78	1.07 *			

Fish Species Trade Name	Product Form	Grading	Price per kg			Reference & Area	Origin	
			As stated	EUR	USD			
SMALL PELAGICS (cont.)						November 2010		
Herring/Hareng/Arenque <i>Clupeidae</i>	Whole	> 300 gr/pc > 350		0.70	0.96 +	Norway cif	Norway	
				0.80	1.10 +			
	Fillet - skinless	50-80 gr/pc 60-90	NOK	10.00	1.23	1.69 -		fob
			NOK	10.50	1.29	1.77 -		
	Flaps	6-10 pc/kg	NOK	9.00	1.11	1.52 +	cif	
		4-7	NOK	9.50	1.17	1.60 *		
European anchovy/ Anchois/Boquerón <i>Engraulis encrasicolus</i>	Fresh	first category		3.20	4.39 +	Italy wholesale	Italy	
European pilchard/ Sardine d'Europe/Sardina <i>Sardina pilchardus</i>		second category		2.30	3.15 +			
Sprat/Sprat/Españín <i>Sprattus sprattus</i>	Fresh - whole			No quotations		Poland des	Baltic	
Capelin/Capelan/ Capelán <i>Mallotus villosus</i>	Whole	mixed	NOK	3.25	0.40	0.55 *	Norway fob	
CEPHALOPODS						November 2010		
Squid/Encornet/Calamar <i>Loligo spp.</i>	Fresh	Large		6.00	8.23 =	Italy wholesale	Imports	
				7.15	9.80 =		Italy	
	Tubes cleaned frozen block	20-40 pc/kg		4.74	6.50	cfr	India	
	Blanched, rings, 10% glazing IQF	40-60 pc/kg > 60 broken		2.66	3.65 =	France cfr		
				2.37	3.25 =			
				1.93	2.65 =			
	Whole cleaned, IQF, 90% NW	< 10 10-20 26-40		2.41	3.30 =	Germany cfr		
				2.26	3.10 +			
				1.75	2.40 -			
	Frozen - whole	S (< 18 cm) M (18-25) L (25-30) XL (>30)		4.80	6.58 +	cif	South Africa	
			5.00	6.86 +				
			5.10	6.99 -				
			5.10	6.99 -				
Todarodes pacificus	Tubes, cleaned IQF 20% glaze	< 5 < 10		4.80	3.95 *		China	
				5.00	3.40 *			
Octopus/Poulpe/Pulpo <i>Octopus vulgaris</i>	Frozen - whole	T1		7.80	10.69 =	Spain wholesale	Morocco	
		T2		6.20	8.50 -			
		T3		5.50	7.54 -			
		T4		5.00	6.86 -			
		T5		4.50	6.17 -			
		T6		4.00	5.48 -			
		T7		3.60	4.94 -			
		T8		3.40	4.66 -			
		T9		3.10	4.25 -			
	Raw, flower type	1-2 kg/pc 2-4		2.99	4.10 -	Spain cfr	Indonesia	
			3.28	4.50 -				
Whole	T1-T3 T4-T6		5.00	6.86 *	EMP cfr	Ghana		
			4.70	6.44 *				
Cuttlefish/Seiche/ Sepia <i>Sepia officinalis</i>	Choco	all sizes		3.50	4.80 *			
	Mungo	5-6-7-8		3.25	4.46 *			
	Whole cleaned, IQF 20% glaze	< 1pc/kg 1-2		3.54	4.85 +	Germany cfr	India	
				3.54	4.85 +			

Fish Species Trade Name	Product Form	Grading	Price per kg			Reference & Area	Origin
			As stated	EUR	USD		
CRUSTACEANS							November 2010
Coldwater shrimp/ Crevette nordique/ Camarón boreal <i>Pandalus borealis</i>	Fresh - Pre-cooked	packed	5.75	7.88 =		Italy wholesale cfr	Italy
	PUD, IQF, 10% glaze	350-500 gr/pc	7.00	9.60			Denmark
Whiteleg shrimp/ Crevette pattes blanches/Camarón patiblanco <i>Penaeus vannamei</i>	Head-on, Shell-on	20-30 pc/lb	7.18	9.85 *	Ecuador fob EMP	Ecuador	
		30-40	6.49	8.90 +			
		40-50	5.65	7.75 +			
		50-60	4.59	6.30 +			
		60-70	4.12	5.65 +			
	C&P undeveined IQF, 20% glaze	40-60 pc/lb	4.81	6.60 +	Germany cfr	Viet Nam	
		60-80	4.30	5.90 -			
80-120		4.08	5.60 -				
100-200		4.01	5.50 +				
PD	31-40 pc/lb	7.26	9.95 +	European main ports cfr	Indonesia		
	41-50	6.45	8.85 +				
	51-60	6.24	8.55 +				
	61-70	6.05	8.30 +				
Black tiger/Crevette tigrée/Camarón tigre <i>Penaeus monodon</i>	Blockfrozen - headless shell-on 20% glaze	21-25 pc/lb	8.60	11.79 =	Spain cif (for Spanish market)	Bangladesh	
		26-30	7.45	10.21 =			
		31-40	6.10	8.36 =			
	Blockfrozen - headless shell-on IQF, 25% glaze	6-8 pc/lb	11.90	16.32	EMP cfr	Ghana	
		16-20	7.40	10.15			
		21-25	5.70	7.82			
		26-30	5.20	7.13			
Frozen	< 10 pc/lb	16.00	21.94 *	EMP cfr	Ghana		
	10-15	16.00	21.94 *				
	15-20	15.00	20.57 *				
Warmwater shrimp/ Crevette d'eau chaude/ Langostino, Gamba <i>Penaeus spp.</i>	Frozen, PD, IQF, 10% glaze	250-350 pc/lb	6.05	8.30	Italy cfr	India	
	Frozen, PUD, IQF, 10% glaze	200-300 pc/lb	5.47	7.50	UK cfr		
Giant river prawn/ Bouquet géant/ Camarón gigante <i>Macrobrachium rosenbergii</i>	Block - 100% net weight Headless, shell-on	< 5 pc/lb 6-8 8-12 13-15 16-20	No quotations		Germany cfr	Bangladesh	
Mantis shrimp/Squilla/ Galera <i>Squilla mantis</i>	Live		9.00	12.34 =	Italy wholesale	Italy	
	Fresh		7.10	9.73 +			
European lobster/ Homard européen/ Bogavante <i>Homarus gammarus</i>	Live - bulk	400-600gr/pc	18.00	24.68 +	France cif	Ireland	
		600-800	18.00	24.68 +			
American lobster/ Homard américain/ Bogavante americano <i>Homarus americanus</i>	Frozen whole cooked popsicle	< 450 gr/pc	CAN 15.00	14.85 10.83	Europe cif	Canada	
		> 450	CAN 16.00	15.84 11.55			
Edible crab/Tourteau/ Buey de mar <i>Cancer pagurus</i>	Live	bulk	2.00	2.74 =	France cif	Ireland	

Fish Species Trade Name	Product Form	Grading	Price per kg			Reference & Area	Origin
			As stated	EUR	USD		
BIVALVES							November 2010
Oyster/Huître/Ostra <i>Crassostrea gigas</i>	Live		11.15	15.29 +		Italy wholesale	France
			4.15	5.69 -			Italy
	Live	No. 3	3.00	4.11 =		France prod. price cif to packer	Ireland/France
Mussel/Moule/Mejillón <i>Mytilus edulis</i>	Live - Rope		No quotations			wholesale	Ireland
	Live - Bouchot mussel		2.30	3.15 =			France
	Live - Bottom mussel		1.20	1.65 +		Netherlands auction	Netherlands
Scallop/Coquille Saint-Jacques/Vieira <i>Pecten jacobaeus</i>	Chilled - shell-on Shell-off		8.50	11.65 =		Italy wholesale	Italy
			8.15	11.17 =			
Scallop/Peigne/Peine <i>Chlamys</i> spp.	Fresh		11.35	15.56 =			
Venus clam/Praire/ Chirla - <i>Venus gallina</i>	Live		6.20	8.50 +			
Grooved Carpet shell/ Palourde/Almeja fina <i>Venerupis semidecussatus</i>	Live		5.00	6.86 +		Italy wholesale	Italy
Razor shell/Couteau/ Navajas - <i>Solenidae</i>	IQF	12 cm	3.55	4.87 =		Spain cif	Netherlands
SALMON							November 2010
Atlantic salmon/ Saumon de l'Atlantique/ Salmón del Atlántico <i>Salmo salar</i>	Fresh - gutted, head-on Superior quality	1-2 kg/pc	4.00	5.48		France cif	Scotland
		2-3	4.10	5.62 -			
		3-4	4.25	5.83 -			
		4-5	4.35	5.96 -			
		5-6	4.35	5.96 -			
	> 6	4.50	6.17 *				
	Fresh - gutted, head-on Superior quality	1-2 kg/pc	3.90	5.35		ddp	Norway
		2-3	4.15	5.69 -			
		3-4	4.40	6.03 -			
		4-5	4.50	6.17 -			
5-6		4.50	6.17 -				
> 6	4.55	6.24 -					
TROUT							November 2010
Trout/Truite/Trucha <i>Salmo</i> spp.	Fresh on ice whole	0.5-0.8 kg/pc	HUF 1050	3.80	5.22 *	Hungary exw	Hungary
	Fillet - farmed	200-400 gr/pc	6.70	9.19 =		Italy ex-farm	Italy
	Live - farmed	500-700 gr/pc	2.70	3.70 =			
Rainbow trout/ Truite arc-en-ciel/ Trucha arco iris <i>Oncorhynchus mykiss</i>	Fillet - trim C - IQF -	2-3 lb/pc	No quotations			France cif	Chile
	Whole gutted					Germany wholesale	Germany/ Italy
	Live - farmed	250-400 gr/pc	2.70	3.70 +		Italy ex-farm	Italy
	Gutted		3.50	4.80 =			
	Fresh - whole gutted	350-400 gr/pc	ZAR 32.00	3.36	4.61	SA fob (for EMP)	South Africa
Nile perch/Perche du Nil/Perca del Nilo <i>Lates niloticus</i>	Fresh - fillet		6.15	8.43 -		Italy wholesale	Imports
Nile tilapia/Tilapia du Nil/Tilapia del Nilo <i>Oreochromis niloticus</i>	Filletts, IQF, 20% glaze, co- treated	3-5 oz/pc 5-7 7-9	No quotations			European main ports cfr	China

Fish Species Trade Name	Product Form	Grading	Price per kg		Reference & Area	Origin
			As stated	EUR USD		
FRESHWATER FISH						November 2010
Pangas catfish/ Panga/Pez gato <i>Pangasius</i> spp.	Fillets - intervld, 10% glaze sknlss, bonlss, belly-off	120-170 gr/pc	1.60	2.20	Spain cfr	Viet Nam
		170-220	1.60	2.20		
	> 220	1.60	2.20			
	Fillets - intervld, 10% glaze sknlss, bonlss, belly-off	120-170-220 gr/pc	2.01	2.75 *		
	Fillets - IQF, white, 20%, 1kg poly bag	120-170-220 gr/pc	1.82	2.50 *		
North African catfish/ Poisson-chat nord- africain/Pez-gato <i>Clarias gariepinus</i>	Fresh, fillet, skinless	0.6-2.3 kg/pc	No quotations		Hungary ex-farm	Hungary
	Fresh, fillet, skin-on		HUF	876 3.17 4.35 -		
	Fresh - Slices		No quotations			
	Fresh - fillets skinless					
Carp/Carpe/Carpa <i>Cyprinus</i> spp.	Fresh - gutted, head-on	1-4.50 kg/pc	HUF	711 2.58 3.53 +		
	Fresh - gutted, headless	0.7-4 kg/pc	HUF	911 3.30 4.53 +		
	Live	1.5-5 kg/pc	HUF	560 2.03 2.78 =		
	Fresh on ice - slices		HUF	980 3.55 4.87 +		
	Fresh on ice - fillets		HUF	1050 3.80 5.22 +		
Grass carp/ Carpe herbivore/ Carpa china <i>Ctenopharyngodon idellus</i>	Live	1.5-4 kg/pc	No quotations			
	Fresh on ice, whole, guttet, head-on	1-3 kg/pc				
	Fresh on ice, slices					
Bighead carp/Carpe à grosse tête/Carpa capezona <i>Aristichthys nobilis</i>	Live - whole scaled, headless	1.5-5 kg/pc	HUF	280 1.01 1.39 *		
	Fresh on ice, slices		HUF	560 2.03 2.78 +		
	Fresh on ice, fillets		No quotations			
Northern pike/Brochet du Nord/Lucio <i>Esox lucius</i>	Fresh on ice, whole, gutted head-on	0.7-2.5 kg/pc	HUF	1262 4.57 6.27		
Wels/Silure glane/Siluro <i>Silurus glanis</i>	Fresh - whole, gutted, head-on	1.5-4 kg/pc	HUF	1612 5.84 8.01 *		
NON-TRADITIONAL SPECIES						November 2010
Sturgeon/Esturgeon/ Esturione <i>Acipenseridae</i> <i>A.baeri</i>	Frozen - Whole	1.5-2 kg/pc		6.00 8.23 *	France cif	France
	Guttet	5-7 kg/pc		6.00 8.23 *		
	Fillets	200-300 gr/pc		11.00 15.08 *		
		800-1000		11.00 15.08 *		
	Caviar (Aquitaine) metal boxes			1 300 1 782 *		
Picked dogfish/Aiguillat commun/Mielga <i>Squalus acanthias</i>	Fresh - skin-off			13.00 17.82 =	Italy wholesale	Northern Europe
Grouper/Mérou/Mero <i>Epinephelus</i> spp.	Whole - gutted, 20 kg-pack	1-2 kg/pc	1.97	2.70 =	Netherlands cfr	India
		2-5	2.70	3.70 =		
		5-10	2.70	3.70 =		
		> 10	2.70	3.70 =		
	Fresh			12.40 17.00 - 20.00 27.42 =	Italy wholesale	Imports
				Italy		
				Imports		
John dory/Saint Pierre/ Pez de San Pedro <i>Zeus faber</i>	Fresh			15.50 21.25 - 12.75 17.48 -		
Red scorpionfish/Ras- casse rouge/Cabracho <i>Scorpaena scrofa</i>	Fresh			15.80 21.66 - 19.55 26.81 -		Italy

Fish Species Trade Name	Product Form	Grading	Price per kg		Reference & Area	Origin
			As stated	EUR USD		
SEABASS/SEABREAM/MEAGRE						November 2010
Seabass/Bar, Loup/Lubina <i>Dicentrarchus labrax</i>	Fresh - whole	200-300 gr/pc	3.70	5.07 +	Greece fob	Greece
		300-450	4.03	5.52 +		
		400-600	4.23	5.79 =		
		600-800	5.70	7.82 =		
		800-1000	7.90	10.83 =		
		> 1000	9.05	12.41 =		
		200-300 gr/pc	3.90	5.35 +		
		300-450	4.23	5.79 +		
		450-600	4.43	6.07 =		
		600-800	5.90	8.09 =		
		800-1000	8.10	11.11 =		
		> 1000	9.25	12.68 =		
		200-300 gr/pc	3.95	5.42 +	France cif	
		300-450	4.28	5.86 +		
		450-600	4.48	6.14 =		
		600-800	5.95	8.16 =		
		800-1000	8.15	11.17 =		
		> 1000	9.30	12.75 =		
		200-300 gr/pc	3.94	5.40 +	Spain cif	
		300-450	4.27	5.85 +		
		450-600	4.47	6.12 =		
		600-800	5.94	8.14 =		
		800-1000	8.14	11.16 =		
		> 1000	9.29	12.74 =		
		200-300 gr/pc	3.97	5.44 +	Germany cif	
		300-450	4.30	5.89 +		
		450-600	4.50	6.16 =		
	600-800	5.97	8.19 =			
800-1000	8.17	11.20 =				
> 1000	9.32	12.78 =				
200-300 gr/pc	3.95	5.42 +	Portugal cif			
300-450	4.28	5.86 +				
450-600	4.48	6.14 =				
600-800	5.95	8.16 =				
800-1000	8.15	11.17 =				
> 1000	9.30	12.75 =				
200-300 gr/pc	4.13	5.66 +	UK cif			
300-450	4.46	6.11 +				
450-600	4.66	6.38 =				
600-800	6.13	8.40 =				
800-1000	8.33	11.42 =				
> 1000	9.48	13.00 =				
	Fresh - whole	200-300 gr/pc	4.35	5.96 -	Spain fob	Spain
		300-400	4.76	6.53 +		
		400-600	5.00	6.86 +		
			5.03	6.90 +		

Fish Species Trade Name	Product Form	Grading	Price per kg		Reference & Area	Origin		
			As stated	EUR USD				
Gilthead seabream/ Dorade royale/Dorada <i>Sparus aurata</i>	Fresh - whole	200-300 gr/pc	3.70	5.07 -	Greece fob	Greece		
		300-450	4.05	5.55 -				
		450-600	4.25	5.83 -				
		600-800	5.25	7.20 =				
		800-1000	6.90	9.46 =				
		> 1000	6.80	9.32 =				
		Fresh - whole	200-300 gr/pc	3.90			5.35 -	Italy cif
			300-450	4.25			5.83 -	
	450-600		4.45	6.10 -				
	600-800		5.45	7.47 =				
	800-1000		7.10	9.73 =				
	> 1000		7.00	9.60 =				
	Fresh - whole	200-300 gr/pc	3.95	5.42 -	France cif			
		300-450	4.30	5.90 -				
450-600		5.00	6.86 -					
600-800		5.50	7.54 =					
800-1000		7.15	9.80 =					
> 1000		7.05	9.67 =					
Fresh - whole		200-300 gr/pc	3.94	5.40 -		Spain cif		
		300-450	4.29	5.88 -				
	450-600	4.49	6.16 -					
	600-800	5.49	7.53 =					
	800-1000	7.14	9.79 =					
	> 1000	7.04	9.65 =					
Fresh - whole	200-300 gr/pc	3.97	5.44 -	Germany cif				
	300-450	4.32	5.92 -					
	450-600	4.52	6.20 -					
	600-800	5.52	7.57 =					
	800-1000	7.17	9.83 =					
	> 1000	7.07	9.69 =					
Fresh - whole	200-300 gr/pc	3.95	5.42 -	Portugal cif				
	300-450	4.30	5.90 -					
	450-600	4.50	6.17 -					
	600-800	5.50	7.54 =					
	800-1000	7.15	9.80 =					
	> 1000	7.05	9.67 =					
Fresh - whole	200-300 gr/pc	4.13	5.66 -	UK cif				
	300-450	4.48	6.14 -					
	450-600	4.68	6.42 -					
	600-800	5.68	7.79 =					
	800-1000	7.33	10.05 =					
	> 1000	7.23	9.91 =					
Fresh - whole	200-300 gr/pc	3.86	5.29 -	Spain fob	Spain			
	300-400	4.75	6.51 +					
	400-600	4.59	6.29 +					
	600-800	4.91	6.73 -					
Meagre/Maigre Commun Corvina <i>Argyrosomus regius</i>	Whole	2-3 kg/pc	7.30	10.01 *	Italy cif	Greece		

The **European Fish Price Report** is a monthly GLOBEFISH publication, prepared by Karine Boisset, Audun Lem and edited by Hilary Cochrane.

It can be ordered from the **FISH INFONetwork**:

FAO GLOBEFISH (Network coordinator) Viale delle Terme di Caracalla 00153 Rome - Italy Tel: (39) 06 57053020 Fax: (39) 06 57055188 E-mail: globefish@fao.org Web site: www.globefish.org	INFOPECSA (Latin America) Julio Herrera y Obes 1296 11200 Montevideo - Uruguay Tel: (598) 2-9028701 Fax: (598) 2-9030501 E-mail: infopesca@infopesca.org Web site: www.infopesca.org	EUROFISH (Central and Eastern Europe) H.C. Andersens Blvd 44-46 1553 Copenhagen - Denmark Tel: (45) 35 467180 Fax: (45) 35 467181 E-mail: info@eurofish.dk Web site: www.eurofish.dk	INFOFISH (Asia/Pacific) Level 2, Menara Olympia 8 Jalan Raja Chulan 50200 Kuala Lumpur - Malaysia Tel: (603) 2078 3466 Fax: (603) 2078 6804 E-mail: infish@po.jaring.my Web site: www.infofish.org
INFOPECHE (Africa) Tour C, 19 ^{ème} étage, Cité Administrative Abidjan 01 - Côte d'Ivoire Tel: (225) 20 213198 Fax: (225) 20 218054 E-mail: infopeche@aviso.ci	INFOYU (China) Rm. 816, Bldg. 22, Maizidian Street - Chaoyang District Beijing 100026 - China Tel: (86-10) 59194236 Fax: (86-10) 59194231 E-mail: infoyu@agri.gov.cn Web site: www.infoyu.net	INFOSAMAK (Arab Region) 71 blvd Rahal El Meskini Casablanca 20 000 - Morocco Tel: (212) 522540856 Fax: (212) 522540855 E-mail: infosamak@infosamak.org Web site: www.infosamak.org	INFOSA - sub-office INFOPECHE (Southern Africa) 89, John Meinert Street- West Windhoek -Namibia Tel: (264) 61279430 Fax: (264) 61279434 E-mail: infosa@infosa.org.na Web site: www.infosa.org.na

PRICE REFERENCE

exw	ex works
fca (replaces fot)	free carrier
fas	free alongside ship
fob	free on board
cfr (replaces c&f)	cost and freight
cif	cost, insurance and freight
cpt	carriage paid to
cip	carriage and insurance paid to
daf	delivered at frontier
des	delivered ex ship
deq	delivered ex quay (duty paid)
ddu	delivered duty unpaid
ddp	delivered duty paid

PRODUCT FORM

IQF	individually quick frozen
IWP	individually wrapped pack
PBI	pinbone in
PBO	pinbone off
C&P	cooked and peeled
H&G	headed and gutted
FAS	frozen at sea
PD	peeled and deveined
PUD	peeled, undeveined

SYMBOLS

+	Price increased in original currency since last report
-	Price decreased in original currency since last report
=	Updated but unchanged price
*	New insertion
	Not updated since last issue

CURRENCY RATES

		USD	EUR
Canada	CAD	1.01	1.39
Hungary	HUF	201.31	276.01
Norway	NOK	5.93	8.13
Switzerland	CHF	0.97	1.34
UK	GBP	0.62	0.85
USA	USD	-	1.37
EU	EUR	0.73	-
Japan	JPY	82.12	112.59
South Africa	ZAR	6.95	9.53

Source: Federal Reserve Bank of New York 12/11/10

GLOBEFISH Market Reports
are available from the GLOBEFISH web site: www.globefish.org

Shrimp
Tuna
Salmon
Groundfish
Cephalopods
Fish Oil and Fishmeal
Small Pelagics
Bivalves
Freshwater
Seabass and Seabream



GLOBEFISH

Food and Agriculture Organization of the United Nations
Fish Products and Industry Division
Viale delle Terme di Caracalla
00153 Rome, Italy
Tel: +3906 570 53288
Fax: +3906 570 53020
www.globefish.org