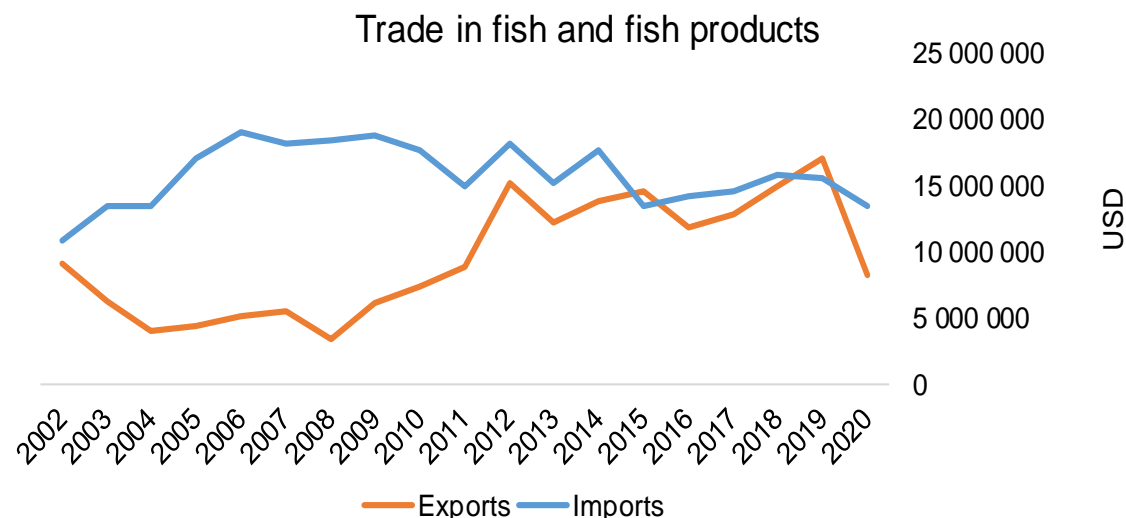




COUNTRY BRIEF

Population	Ease of doing business rank
N/A	N/A
Length of coastline	EEZ
N/A	N/A
Average GDP growth	GDP per capita
N/A	N/A



GDP from fisheries

2.39%

Fish available for consumption

47.5 kg/capita

Imports of fish and fish products - 2020

USD 13 519 380

Agricultural GDP from fisheries

N/A

Fisheries and aquaculture production

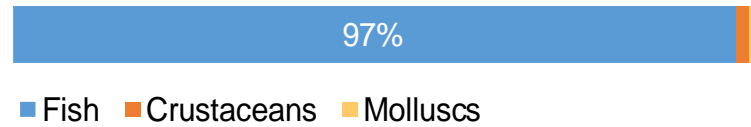
Total	12 697 tonnes
Fisheries	99%
Aquaculture	1%

Exports of fish and fish products - 2020

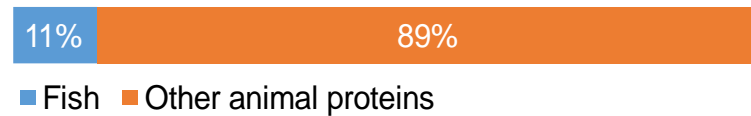
USD 8 257 340

Production and Trade Breakdown

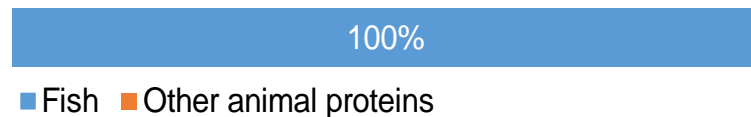
Production by volume



Imports by value



Exports by value



Production - Top 10 Species (Volume)

Rank	Species	Volume (Tonnes)
1 st	Marine fishes nei	4 200
2 nd	Albacore	2 987
3 rd	Yellowfin tuna	2 035
4 th	Bigeye tuna	890
5 th	Blue marlin	513
6 th	Skipjack tuna	403
7 th	Common dolphinfish	391
8 th	Oceanic whitetip shark	199
9 th	Swordfish	179
10 th	Blue shrimp	151

Imports - Top 10 Products (Value)

			USD
1 st	Mackerel	prepared or preserved; whole or in pieces HS 1604.15	1 653 910
2 nd	Pacific, Atlantic, Danube salmon	smoked, including fillets HS 0305.41	1 345 490
3 rd	Tunas, skipjack, bonito	prepared or preserved; whole or in pieces HS 1604.14	1 329 720
4 th	Shrimps, prawns	prepared or preserved, in airtight containers HS 1605.29	1 221 860
5 th	Sardines, sardinella, brisling or sprats	prepared or preserved; whole or in pieces HS 1604.13	929 120
6 th	Oysters	frozen HS 0307.12	888 180
7 th	Fish	prepared or preserved HS 1604.20	772 910
8 th	Oysters	live, fresh or chilled HS 0307.11	665 940
9 th	Pacific, Atlantic, Danube salmon	frozen fillets HS 0304.81	517 640
10 th	Mussels	frozen HS 0307.32	452 630

Exports - Top 10 Products (Value)

			USD
1 st	Bigeye tunas	fresh or chilled; excluding fillets, livers and roes HS 0302.34	2 708 120
2 nd	Yellowfin tunas	fresh or chilled; excluding fillets, livers and roes HS 0302.32	1 793 050
3 rd	Albacore or longfinned tunas	fresh or chilled; excluding fillets, livers and roes HS 0302.31	929 490
4 th	Tunas, skipjack, stripe-bellied bonito	frozen fillets HS 0304.87	886 990
5 th	Fish, other than species in 0302	fresh or chilled; excluding fillets, livers and roes HS 0302.89	549 750
6 th	Molluscs	live, fresh or chilled HS 0307.91	404 640
7 th	Swordfish	fresh or chilled; excluding fillets, livers and roes HS 0302.47	375 400
8 th	Non-freshwater ornamental fish	live HS 0301.19	267 390
9 th	Sea cucumbers	dried, smoked, salted or in brine or smoked HS 0308.19	100 000
10 th	Fish	fresh or chilled fillets HS 0304.49	51 440

A GLOBEFISH Product

Information, Disclaimer


Sources

Established in 1984, GLOBEFISH is a multi-donor funded project in the Fisheries Division of the Food and Agriculture Organization of the United Nations (FAO), responsible for providing up-to-date market and trade information on fish and fish products.

[Visit our website](#)

[Subscribe to our newsletter](#) or [email us](#)

Recent Publications



[Globefish Highlights](#)

Our flagship publication, focused on prices and analysis of market trends covering a variety of major commodities. Released quarterly.



[Chinese Fish Price Report](#)

Comprehensive coverage of Chinese price trends, market information for commercially significant species, along with industry news and policy updates. Released quarterly.



[European Price Report](#)

Market and price analysis for fish and fish products in the European market. Released monthly.



This is the second edition of the GLOBEFISH Market Profiles produced for this country, and was made at the beginning of 2023.

These profiles are based on nationally reported data or information published by international agencies. As the profile is intended to reflect the most up to date information available, reporting years may vary between sections and commodities.

The designations employed and the presentation of material in this information product do not imply the expression of any opinion whatsoever on the part of FAO concerning the legal or constitutional status of any country, territory or sea area, or the delimitation of frontiers or boundaries.

The data herein presented is compiled by FAO staff at the time of its production, "as is" and "as available", and every effort is made to ensure, but not guarantee, their timeliness, accuracy and completeness. FAO assumes no responsibility for errors and omissions in the data provided. Users are, however, kindly asked to report any errors or deficiencies in this product to FAO GLOBEFISH (globefish@fao.org).

Please note

Re-exports and re-imports are not included. The term N/A has been used to indicate that information was not found in the indicated sources. The classification of fish and fish products as either processed or unprocessed is very broad and is intended for indicative purposes only.

[HS codes for fish and fish products](#)

International trade codes for fish and fish products in a user friendly format.



Sources and time periods:

-Fishing and aquaculture production (2020):
FAO's [Global Fishery and Aquaculture Production Statistics](#)

-Fish available for consumption (2017):
FAO's [Fishery and Aquaculture Statistics 2019](#)

-Population (2020), GDP Growth (2016-2020), GDP per Capita (2020):
IMF's [World Economic Outlook Databases](#)

-Imports, Exports and Share of Trade (2020):
FAO's [Global Fishery and Aquaculture Commodities Statistics](#)

-GDP, GDP from fisheries, GDP from agriculture (2020):
World Bank's [World Development Indicators](#),
OECD's [National Accounts Statistics](#) or
UNSD's [National Accounts](#)

-Ease of doing business (2020):
World Bank's [Ease of Doing Business](#) ranking

-Length of Coastline, Exclusive Economic Zone, Exclusive Fishing Zone (2003):
UNEP's [Global Environment Outlook](#)

[GLOBEFISH](#)

Explore more market information on the GLOBEFISH website



[European Price Dashboard](#)

Hundreds of prices, updated every Monday

