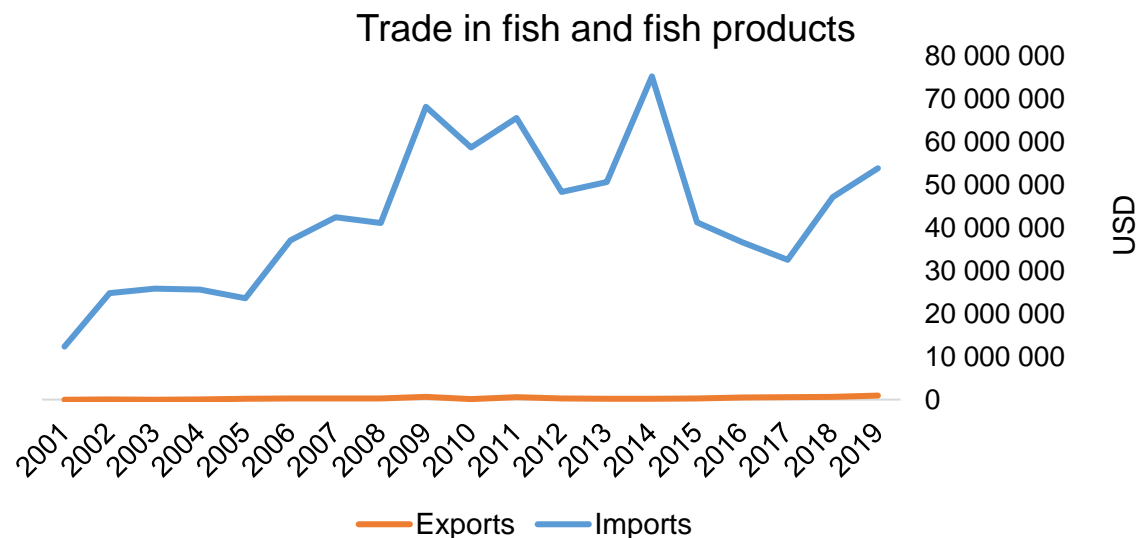




## COUNTRY BRIEF

Population	Ease of doing business rank
N/A	175th
Length of coastline	EEZ/EFZ
212 km	N/A
Average GDP growth	GDP per capita
N/A	USD 1 558



GDP from fisheries

N/A

Fish available for consumption

1.6 kg/capita

Imports of fish and fish products - 2019

USD 53 837 580

Agricultural GDP from fisheries

N/A

Fisheries and aquaculture production

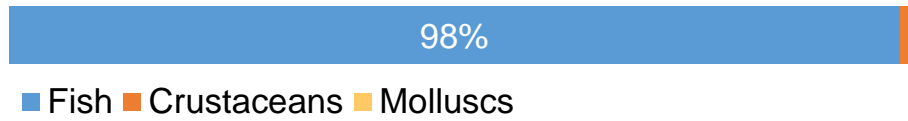
Total	6 332 tonnes
Fisheries	64%
Aquaculture	36%

Exports of fish and fish products - 2019

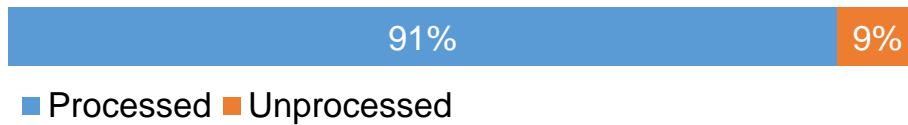
USD 971 630

## Production and Trade Breakdown

### Production by volume



### Imports by value



### Exports by value



## Production - Top 10 Species (Volume)

Rank	Species	Volume (Tonnes)
1 <sup>st</sup>	Freshwater fishes nei	2 500
2 <sup>nd</sup>	Common carp	945
3 <sup>rd</sup>	Blue tilapia	600
4 <sup>th</sup>	North African catfish	500
5 <sup>th</sup>	Sardinellas nei	220
6 <sup>th</sup>	Tilapias nei	200
7 <sup>th</sup>	Marine fishes nei	145
8 <sup>th</sup>	Atlantic mackerel	140
9 <sup>th</sup>	Demersal percomorphs nei	135
10 <sup>th</sup>	Mullets nei	85

## Imports - Top 10 Products (Value)

			USD
1 <sup>st</sup>	Sardines, sardinella, brisling or sprats	prepared or preserved; whole or in pieces HS 1604.13	27 788 800
2 <sup>nd</sup>	Tunas, skipjack, bonito	prepared or preserved; whole or in pieces HS 1604.14	19 697 090
3 <sup>rd</sup>	Seabream	fresh or chilled; excluding fillets, livers and roes HS 0302.85	2 269 500
4 <sup>th</sup>	Seabass	fresh or chilled; excluding fillets, livers and roes HS 0302.84	1 459 770
5 <sup>th</sup>	Fish	prepared or preserved HS 1604.20	1 449 020
6 <sup>th</sup>	Carp	fresh or chilled; excluding fillets, livers and roes HS 0302.73	488 490
7 <sup>th</sup>	Fish, other than species in 0302	fresh or chilled; excluding fillets, livers and roes HS 0302.89	371 940
8 <sup>th</sup>	Trout	fresh or chilled; excluding fillets, livers and roes HS 0302.11	233 560
9 <sup>th</sup>	Fish fats or oils and fractions thereof	not chemically modified or from fish-livers HS 1504.20	71 990
10 <sup>th</sup>	Atlantic, Danube salmon	fresh or chilled; excluding fillets, livers and roes HS 0302.14	1 900

## Exports - Top 10 Products (Value)

			USD
1 <sup>st</sup>	Atlantic, Pacific bluefin tunas	live HS 0301.94	637 720
2 <sup>nd</sup>	Sardines, sardinella, brisling or sprats	prepared or preserved; whole or in pieces HS 1604.13	193 020
3 <sup>rd</sup>	Fish	prepared or preserved HS 1604.20	47 030
4 <sup>th</sup>	Tunas, skipjack, bonito	prepared or preserved; whole or in pieces HS 1604.14	33 830
5 <sup>th</sup>	Tunas, skipjack, stripe-bellied bonito	frozen fillets HS 0304.87	16 740
6 <sup>th</sup>	Herrings	prepared or preserved; whole or in pieces HS 1604.12	10 990
7 <sup>th</sup>	Atlantic, Pacific bluefin tunas	frozen; excluding fillets, livers and roes HS 0303.45	7 690
8 <sup>th</sup>	Fish, other than species in 0303	frozen; excluding fillets, livers and roes HS 0303.89	7 450
9 <sup>th</sup>	Tunas	frozen; excluding fillets, livers and roes HS 0303.49	7 300
10 <sup>th</sup>	Non-freshwater ornamental fish	live HS 0301.19	5 790

Established in 1984, GLOBEFISH is a multi-donor funded project in the Fisheries Division of the Food and Agriculture Organization of the United Nations (FAO), responsible for providing up-to-date market and trade information on fish and fish products.

[Visit our website](#)

[Subscribe to our newsletter](#) or [email us](#)

## Recent Publications



### [Globefish Highlights](#)

Our flagship publication, focused on prices and analysis of market trends covering a variety of major commodities. Released quarterly.



### [Chinese Fish Price Report](#)

Comprehensive coverage of Chinese price trends, market information for commercially significant species, along with industry news and policy updates. Released quarterly.



### [European Price Report](#)

Market and price analysis for fish and fish products in the European market. Released monthly.



This is the second edition of the GLOBEFISH Market Profiles produced for this country, and was made at the beginning of 2022.

These profiles are based on nationally reported data or information published by international agencies. As the profile is intended to reflect the most up to date information available, reporting years may vary between sections and commodities.

The designations employed and the presentation of material in this information product do not imply the expression of any opinion whatsoever on the part of FAO concerning the legal or constitutional status of any country, territory or sea area, or the delimitation of frontiers or boundaries.

The data herein presented is compiled by FAO staff at the time of its production, "as is" and "as available", and every effort is made to ensure, but not guarantee, their timeliness, accuracy and completeness. FAO assumes no responsibility for errors and omissions in the data provided. Users are, however, kindly asked to report any errors or deficiencies in this product to FAO GLOBEFISH ([globefish@fao.org](mailto:globefish@fao.org)).

### **Please note**

Re-exports and re-imports are not included.

The term N/A has been used to indicate that information was not found in the indicated sources. The classification of fish and fish products as either processed or unprocessed is very broad, and is intended for indicative purposes only.

### [HS codes for fish and fish products](#)

International trade codes for fish and fish products in a user friendly format.



Sources and time periods:

-Fishing and aquaculture production (2019):  
FAO's [Global Fishery and Aquaculture Production Statistics](#)

-Fish available for consumption (2017):  
FAO's [Fishery and Aquaculture Statistics 2019](#)

-Population (2019), GDP Growth (2015-2019), GDP per Capita (2019):  
IMF's [World Economic Outlook Databases](#)

-Imports, Exports and Share of Trade (2000-2019):  
FAO's [Global Fishery and Aquaculture Commodities Statistics](#)

-GDP, GDP from fisheries, GDP from agriculture (2019):  
World Bank's [World Development Indicators](#),  
OECD's [National Accounts Statistics](#) or  
UNSD's [National Accounts](#)

-Ease of doing business (2019):  
World Bank's [Ease of Doing Business](#) ranking

-Length of Coastline, Exclusive Economic Zone, Exclusive Fishing Zone (2003):  
UNEP's [Global Environment Outlook](#)

### [GLOBEFISH](#)

Explore more market information on the GLOBEFISH website



### [GLOBEFISH on ISSUU](#)

Read GLOBEFISH publications on ISSUU

