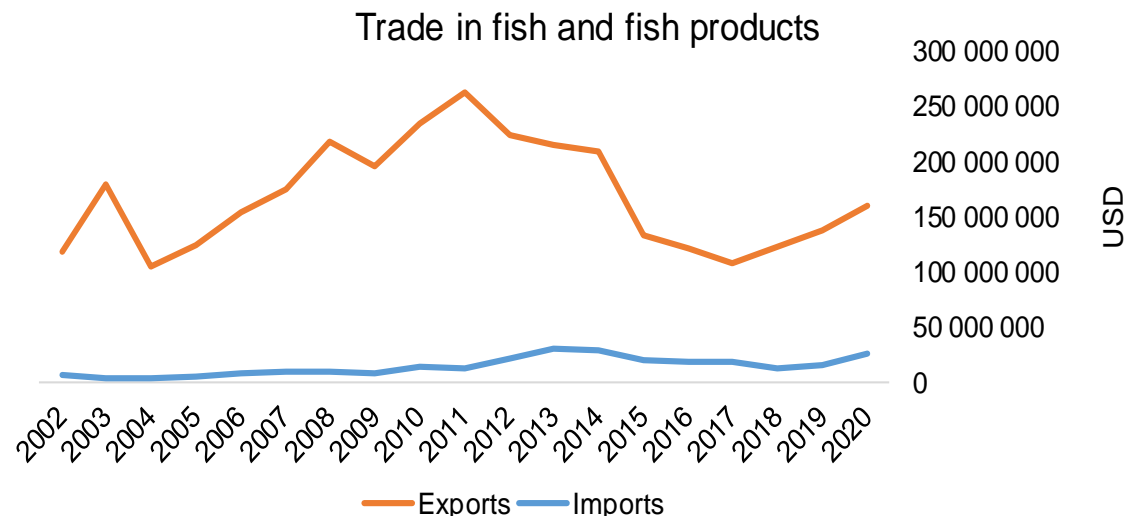




COUNTRY BRIEF

Population	Ease of doing business rank
30 245 000	187th
Length of coastline	Exclusive economic zone
3 149 km	464 966 km ²
Average GDP growth	GDP per capita
12.06%	USD 600



GDP from fisheries

1.79%

Fish available for consumption

3.2 kg/capita

Imports of fish and fish products - 2020

USD 26 776 310

Agricultural GDP from fisheries

N/A

Fisheries and aquaculture production

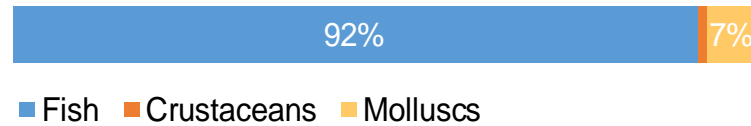
Total	131 307 tonnes
Fisheries	100%
Aquaculture	0%

Exports of fish and fish products - 2020

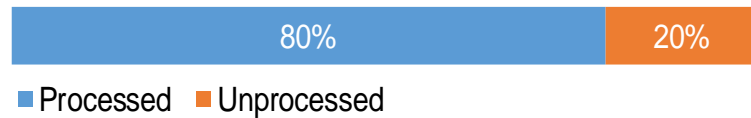
USD 160 616 170

Production and Trade Breakdown

Production by volume



Imports by value



Exports by value



Production - Top 10 Species (Volume)

Rank	Species	Volume (Tonnes)
1 st	Indian oil sardine	28 050
2 nd	Pelagic percomorphs nei	23 800
3 rd	Yellowfin tuna	18 134
4 th	Cuttlefish, bobtail squids nei	8 925
5 th	Indian mackerel	7 395
6 th	Sharks, rays, skates, etc. nei	6 647
7 th	Kawakawa	3 462
8 th	Narrow-barred Spanish mackerel	3 035
9 th	Sea catfishes nei	2 831
10 th	Longtail tuna	2 481

Imports - Top 10 Products (Value)

			USD
1 st	Mackerel	prepared or preserved; whole or in pieces HS 1604.15	10 477 340
2 nd	Tunas, skipjack, bonito	prepared or preserved; whole or in pieces HS 1604.14	7 847 700
3 rd	Tunas	frozen; excluding fillets, livers and roes HS 0303.49	1 500 000
4 th	Fish, other than species in 0302	fresh or chilled; excluding fillets, livers and roes HS 0302.89	1 305 380
5 th	Albacore or longfinned tunas	frozen; excluding fillets, livers and roes HS 0303.41	1 200 000
6 th	Salmon	prepared or preserved; whole or in pieces HS 1604.11	1 100 000
7 th	Tunas	fresh or chilled; excluding fillets, livers and roes HS 0302.39	1 027 860
8 th	Sea cucumbers	dried, smoked, salted or in brine or smoked HS 0308.19	900 000
9 th	Sardines, sardinella, brisling or sprats	prepared or preserved; whole or in pieces HS 1604.13	661 610
10 th	Fish, other than species in 0303	frozen; excluding fillets, livers and roes HS 0303.89	400 000

Exports - Top 10 Products (Value)


			USD
1 st	Mackerel	fresh or chilled; excluding fillets, livers and roes HS 0302.44	24 029 840
2 nd	Mackerel	frozen; excluding fillets, livers and roes HS 0303.54	23 561 660
3 rd	Fish, other than species in 0303	frozen; excluding fillets, livers and roes HS 0303.89	23 453 280
4 th	Squid, cuttlefish	live, fresh or chilled HS 0307.42	14 949 630
5 th	Squid, cuttlefish	frozen HS 0307.43	11 999 380
6 th	Fish, other than species in 0302	fresh or chilled; excluding fillets, livers and roes HS 0302.89	8 528 610
7 th	Sea cucumbers	dried, smoked, salted or in brine or smoked HS 0308.19	8 248 300
8 th	Cobia	fresh or chilled; excluding fillets, livers and roes HS 0302.46	5 687 140
9 th	Tunas, skipjack, bonito	prepared or preserved; whole or in pieces HS 1604.14	4 744 720
10 th	Sardines, sardinella, brisling or sprats	frozen; excluding fillets, livers and roes HS 0303.53	4 195 000

Established in 1984, GLOBEFISH is a multi-donor funded project in the Fisheries Division of the Food and Agriculture Organization of the United Nations (FAO), responsible for providing up-to-date market and trade information on fish and fish products.

[Visit our website](#)

[Subscribe to our newsletter](#) or [email us](#)

Recent Publications



[Globefish Highlights](#)

Our flagship publication, focused on prices and analysis of market trends covering a variety of major commodities. Released quarterly.



[Chinese Fish Price Report](#)

Comprehensive coverage of Chinese price trends, market information for commercially significant species, along with industry news and policy updates. Released quarterly.



[European Price Report](#)

Market and price analysis for fish and fish products in the European market. Released monthly.



This is the second edition of the GLOBEFISH Market Profiles produced for this country, and was made at the beginning of 2023.

These profiles are based on nationally reported data or information published by international agencies. As the profile is intended to reflect the most up to date information available, reporting years may vary between sections and commodities.

The designations employed and the presentation of material in this information product do not imply the expression of any opinion whatsoever on the part of FAO concerning the legal or constitutional status of any country, territory or sea area, or the delimitation of frontiers or boundaries.

The data herein presented is compiled by FAO staff at the time of its production, "as is" and "as available", and every effort is made to ensure, but not guarantee, their timeliness, accuracy and completeness. FAO assumes no responsibility for errors and omissions in the data provided. Users are, however, kindly asked to report any errors or deficiencies in this product to FAO GLOBEFISH (globefish@fao.org).

Please note

Re-exports and re-imports are not included. The term N/A has been used to indicate that information was not found in the indicated sources. The classification of fish and fish products as either processed or unprocessed is very broad and is intended for indicative purposes only.

[HS codes for fish and fish products](#)

International trade codes for fish and fish products in a user friendly format.



Sources and time periods:

-Fishing and aquaculture production (2020):
FAO's [Global Fishery and Aquaculture Production Statistics](#)

-Fish available for consumption (2017):
FAO's [Fishery and Aquaculture Statistics 2019](#)

-Population (2020), GDP Growth (2016-2020), GDP per Capita (2020):
IMF's [World Economic Outlook Databases](#)

-Imports, Exports and Share of Trade (2020):
FAO's [Global Fishery and Aquaculture Commodities Statistics](#)

-GDP, GDP from fisheries, GDP from agriculture (2020):
World Bank's [World Development Indicators](#),
OECD's [National Accounts Statistics](#) or
UNSD's [National Accounts](#)

-Ease of doing business (2020):
World Bank's [Ease of Doing Business](#) ranking

-Length of Coastline, Exclusive Economic Zone, Exclusive Fishing Zone (2003):
UNEP's [Global Environment Outlook](#)

[GLOBEFISH](#)

Explore more market information on the GLOBEFISH website



[European Price Dashboard](#)

Hundreds of prices, updated every Monday

