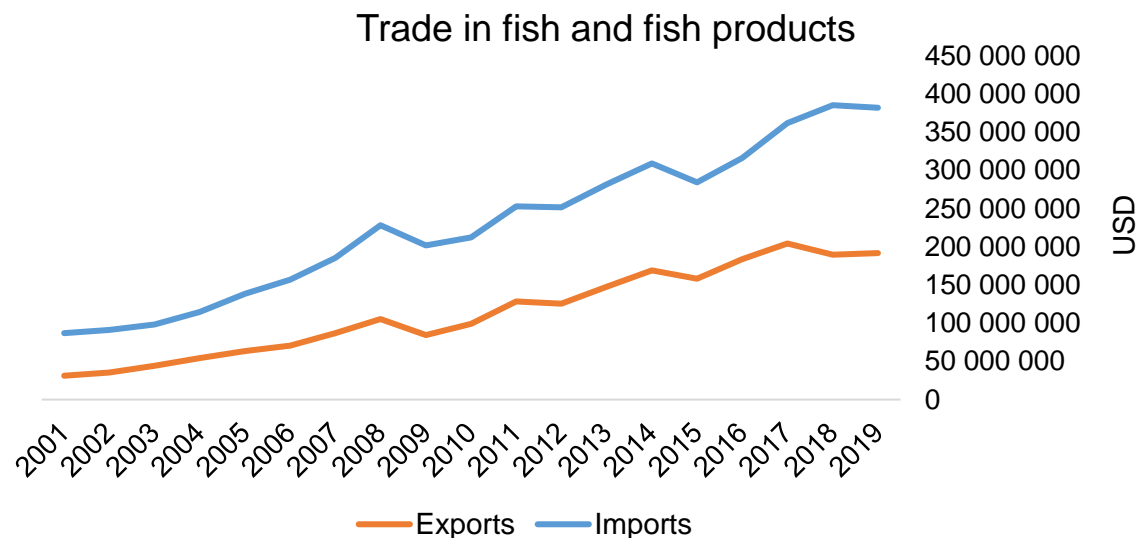




## COUNTRY BRIEF

Population	Ease of doing business rank
10 650 000	35th
Length of coastline	EEZ
N/A	N/A
Average GDP growth	GDP per capita
5.59%	USD 23 622



GDP from fisheries

0.01%

Fish available for consumption

9.3 kg/capita

Imports of fish and fish products - 2019

USD 381 936 690

Agricultural GDP from fisheries

0.64%

Fisheries and aquaculture production

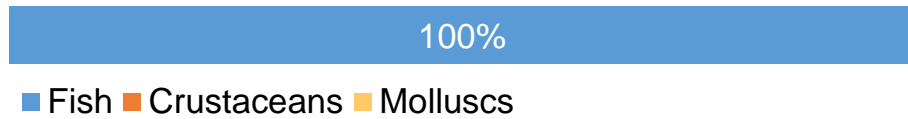
Total	24 708 tonnes
Fisheries	15%
Aquaculture	85%

Exports of fish and fish products - 2019

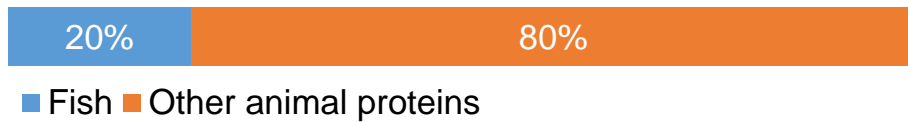

USD 191 858 030

## Production and Trade Breakdown

### Production by volume



### Imports by value



### Exports by value



## Production - Top 10 Species (Volume)

Rank	Species	Volume (Tonnes)
1 <sup>st</sup>	Common carp	20 861
2 <sup>nd</sup>	Rainbow trout	713
3 <sup>rd</sup>	Grass carp (White amur)	630
4 <sup>th</sup>	Freshwater fishes nei	539
5 <sup>th</sup>	Bighead carp	434
6 <sup>th</sup>	Brook trout	294
7 <sup>th</sup>	Northern pike	229
8 <sup>th</sup>	Pike-perch	183
9 <sup>th</sup>	Wels (Som) catfish	179
10 <sup>th</sup>	Tench	169

## Imports - Top 10 Products (Value)

			USD
1 <sup>st</sup>	Atlantic, Danube salmon	fresh or chilled; excluding fillets, livers and roes HS 0302.14	46 881 960
2 <sup>nd</sup>	Pacific, Atlantic, Danube salmon	fresh or chilled fillets HS 0304.41	45 340 310
3 <sup>rd</sup>	Tunas, skipjack, bonito	prepared or preserved; whole or in pieces HS 1604.14	44 937 990
4 <sup>th</sup>	Fish	prepared or preserved HS 1604.20	22 074 370
5 <sup>th</sup>	Alaska Pollack	frozen fillets HS 0304.75	17 588 160
6 <sup>th</sup>	Shrimps, prawns	frozen HS 0306.17	15 559 710
7 <sup>th</sup>	Flours, meals, pellets. Unfit for human consumption	from fish or aquatic invertebrates HS 2301.20	14 708 450
8 <sup>th</sup>	Sardines, sardinella, brisling or sprats	prepared or preserved; whole or in pieces HS 1604.13	11 026 710
9 <sup>th</sup>	Pacific, Atlantic, Danube salmon	frozen fillets HS 0304.81	10 496 620
10 <sup>th</sup>	Fish, other than species in 1604	prepared or preserved; whole or in pieces HS 1604.19	10 107 710

## Exports - Top 10 Products (Value)

			USD
1 <sup>st</sup>	Atlantic, Danube salmon	fresh or chilled; excluding fillets, livers and roes HS 0302.14	30 547 440
2 <sup>nd</sup>	Pacific, Atlantic, Danube salmon	fresh or chilled fillets HS 0304.41	26 758 540
3 <sup>rd</sup>	Carp	live HS 0301.93	25 426 130
4 <sup>th</sup>	Freshwater ornamental fish	live HS 0301.11	20 582 250
5 <sup>th</sup>	Fish	prepared or preserved HS 1604.20	13 383 350
6 <sup>th</sup>	Tunas, skipjack, bonito	prepared or preserved; whole or in pieces HS 1604.14	9 341 550
7 <sup>th</sup>	Shrimps, prawns	frozen HS 0306.17	8 487 110
8 <sup>th</sup>	Hake	frozen fillets HS 0304.74	4 856 250
9 <sup>th</sup>	Fish	live HS 0301.99	3 981 400
10 <sup>th</sup>	Alaska Pollack	frozen fillets HS 0304.75	3 371 140

Established in 1984, GLOBEFISH is a multi-donor funded project in the Fisheries Division of the Food and Agriculture Organization of the United Nations (FAO), responsible for providing up-to-date market and trade information on fish and fish products.

[Visit our website](#)

[Subscribe to our newsletter](#) or [email us](#)

## Recent Publications



### [Globefish Highlights](#)

Our flagship publication, focused on prices and analysis of market trends covering a variety of major commodities. Released quarterly.



### [Chinese Fish Price Report](#)

Comprehensive coverage of Chinese price trends, market information for commercially significant species, along with industry news and policy updates. Released quarterly.



### [European Price Report](#)

Market and price analysis for fish and fish products in the European market. Released monthly.



This is the second edition of the GLOBEFISH Market Profiles produced for this country, and was made at the beginning of 2022.

These profiles are based on nationally reported data or information published by international agencies. As the profile is intended to reflect the most up to date information available, reporting years may vary between sections and commodities.

The designations employed and the presentation of material in this information product do not imply the expression of any opinion whatsoever on the part of FAO concerning the legal or constitutional status of any country, territory or sea area, or the delimitation of frontiers or boundaries.

The data herein presented is compiled by FAO staff at the time of its production, "as is" and "as available", and every effort is made to ensure, but not guarantee, their timeliness, accuracy and completeness. FAO assumes no responsibility for errors and omissions in the data provided. Users are, however, kindly asked to report any errors or deficiencies in this product to FAO GLOBEFISH ([globefish@fao.org](mailto:globefish@fao.org)).

### **Please note**

Re-exports and re-imports are not included.

The term N/A has been used to indicate that information was not found in the indicated sources. The classification of fish and fish products as either processed or unprocessed is very broad, and is intended for indicative purposes only.

### [HS codes for fish and fish products](#)

International trade codes for fish and fish products in a user friendly format.



Sources and time periods:

-Fishing and aquaculture production (2019):  
FAO's [Global Fishery and Aquaculture Production Statistics](#)

-Fish available for consumption (2017):  
FAO's [Fishery and Aquaculture Statistics 2019](#)

-Population (2019), GDP Growth (2015-2019), GDP per Capita (2019):  
IMF's [World Economic Outlook Databases](#)

-Imports, Exports and Share of Trade (2000-2019):  
FAO's [Global Fishery and Aquaculture Commodities Statistics](#)

-GDP, GDP from fisheries, GDP from agriculture (2019):  
World Bank's [World Development Indicators](#),  
OECD's [National Accounts Statistics](#) or  
UNSD's [National Accounts](#)

-Ease of doing business (2019):  
World Bank's [Ease of Doing Business](#) ranking

-Length of Coastline, Exclusive Economic Zone, Exclusive Fishing Zone (2003):  
UNEP's [Global Environment Outlook](#)

### [GLOBEFISH](#)

Explore more market information on the GLOBEFISH website



### [GLOBEFISH on ISSUU](#)

Read GLOBEFISH publications on ISSUU

