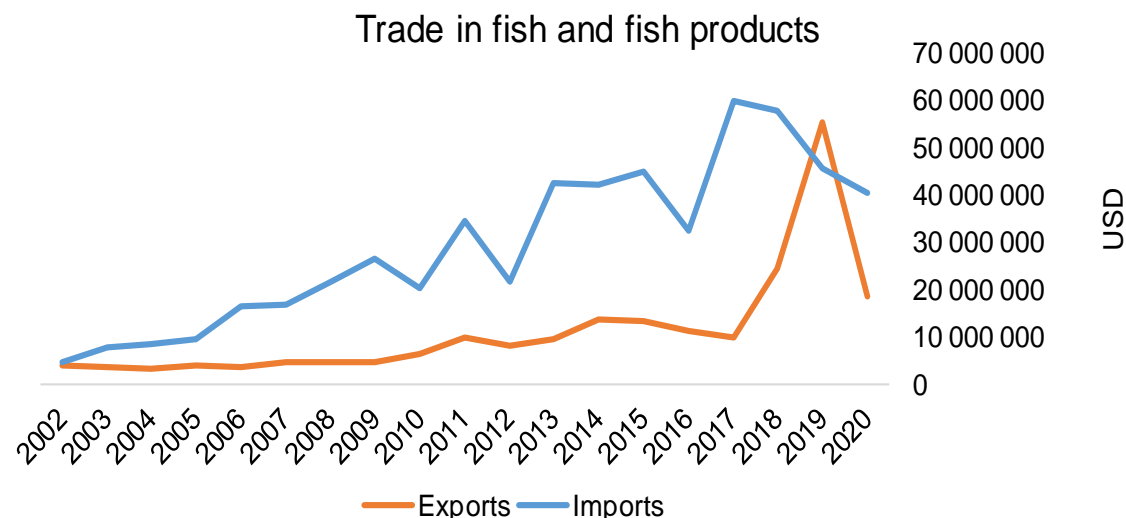




## COUNTRY BRIEF

Population	Ease of doing business rank
11 743 000	179th
Length of coastline	Exclusive economic zone
1 977 km	86 398 km <sup>2</sup>
Average GDP growth	GDP per capita
14.51%	USD 1 200



GDP from fisheries

0.18%

Fish available for consumption

6.5 kg/capita

Imports of fish and fish products - 2020

USD 40 455 900

Agricultural GDP from fisheries

N/A

Fisheries and aquaculture production

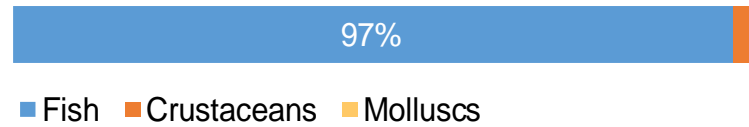
Total	17 910 tonnes
Fisheries	91%
Aquaculture	9%

Exports of fish and fish products - 2020

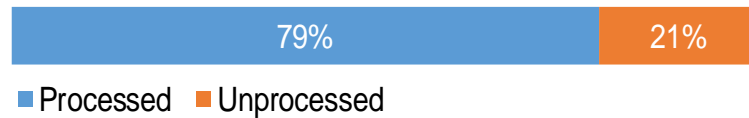
USD 18 552 160

## Production and Trade Breakdown

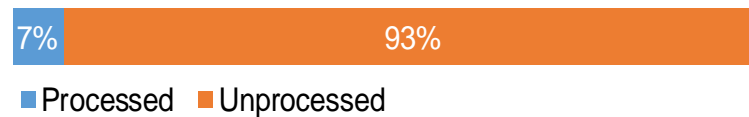
### Production by volume



### Imports by value



### Exports by value



## Production - Top 10 Species (Volume)

Rank	Species	Volume (Tonnes)
1 <sup>st</sup>	Marine fishes nei	15 130
2 <sup>nd</sup>	Nile tilapia	1 400
3 <sup>rd</sup>	Freshwater fishes nei	605
4 <sup>th</sup>	Caribbean spiny lobster	250
5 <sup>th</sup>	Marine crabs nei	200
6 <sup>th</sup>	Natantian decapods nei	100
7 <sup>th</sup>	Striped catfish	100
8 <sup>th</sup>	Stromboid conchs nei	50
9 <sup>th</sup>	Common carp	50
10 <sup>th</sup>	Sea cucumbers nei	20

## Imports - Top 10 Products (Value)

			USD
1 <sup>st</sup>	Herrings	smoked, including fillets	10 441 290
		HS 0305.42	
2 <sup>nd</sup>	Mackerel	prepared or preserved; whole or in pieces	9 951 450
		HS 1604.15	
3 <sup>rd</sup>	Jack, horse mackerel	frozen; excluding fillets, livers and roes	5 873 790
		HS 0303.55	
4 <sup>th</sup>	Fish, other than species in 0305	salted or in brine, not dried or smoked	2 356 630
		HS 0305.69	
5 <sup>th</sup>	Cod	dried, whether or not salted; not smoked	2 251 190
		HS 0305.51	
6 <sup>th</sup>	Herrings	salted or in brine, not dried or smoked	2 087 980
		HS 0305.61	
7 <sup>th</sup>	Fish	dried, whether or not salted; not smoked	2 067 010
		HS 0305.53	
8 <sup>th</sup>	Fish, other than species in 0303	frozen; excluding fillets, livers and roes	1 491 260
		HS 0303.89	
9 <sup>th</sup>	Fish	prepared or preserved	1 196 220
		HS 1604.20	
10 <sup>th</sup>	Sardines, sardinella, brisling or sprats	prepared or preserved; whole or in pieces	852 320
		HS 1604.13	

## Exports - Top 10 Products (Value)


			USD
1 <sup>st</sup>	Eels	live	13 079 750
		HS 0301.92	
2 <sup>nd</sup>	Rock lobster, other sea crawfish	frozen	2 227 770
		HS 0306.11	
3 <sup>rd</sup>	Sea cucumbers	dried, smoked, salted or in brine or smoked	913 980
		HS 0308.19	
4 <sup>th</sup>	Lobsters	frozen	882 660
		HS 0306.12	
5 <sup>th</sup>	Fish	live	327 690
		HS 0301.99	
6 <sup>th</sup>	Non-freshwater ornamental fish	live	310 630
		HS 0301.19	
7 <sup>th</sup>	Stromboid conchs	frozen	225 120
		HS 0307.84	
8 <sup>th</sup>	Molluscs	dried, smoked, salted or in brine	223 680
		HS 0307.99	
9 <sup>th</sup>	Freshwater ornamental fish	live	194 270
		HS 0301.11	
10 <sup>th</sup>	Stromboid conchs	dried, salted or in brine	67 570
		HS 0307.88	

Established in 1984, GLOBEFISH is a multi-donor funded project in the Fisheries Division of the Food and Agriculture Organization of the United Nations (FAO), responsible for providing up-to-date market and trade information on fish and fish products.

[Visit our website](#)

[Subscribe to our newsletter](#) or [email us](#)

## Recent Publications



### [Globefish Highlights](#)

Our flagship publication, focused on prices and analysis of market trends covering a variety of major commodities. Released quarterly.



### [Chinese Fish Price Report](#)

Comprehensive coverage of Chinese price trends, market information for commercially significant species, along with industry news and policy updates. Released quarterly.



### [European Price Report](#)

Market and price analysis for fish and fish products in the European market. Released monthly.



This is the second edition of the GLOBEFISH Market Profiles produced for this country, and was made at the beginning of 2023.

These profiles are based on nationally reported data or information published by international agencies. As the profile is intended to reflect the most up to date information available, reporting years may vary between sections and commodities.

The designations employed and the presentation of material in this information product do not imply the expression of any opinion whatsoever on the part of FAO concerning the legal or constitutional status of any country, territory or sea area, or the delimitation of frontiers or boundaries.

The data herein presented is compiled by FAO staff at the time of its production, "as is" and "as available", and every effort is made to ensure, but not guarantee, their timeliness, accuracy and completeness. FAO assumes no responsibility for errors and omissions in the data provided. Users are, however, kindly asked to report any errors or deficiencies in this product to FAO GLOBEFISH ([globefish@fao.org](mailto:globefish@fao.org)).

### **Please note**

Re-exports and re-imports are not included. The term N/A has been used to indicate that information was not found in the indicated sources. The classification of fish and fish products as either processed or unprocessed is very broad and is intended for indicative purposes only.

### [HS codes for fish and fish products](#)

International trade codes for fish and fish products in a user friendly format.



Sources and time periods:

-Fishing and aquaculture production (2020):  
FAO's [Global Fishery and Aquaculture Production Statistics](#)

-Fish available for consumption (2017):  
FAO's [Fishery and Aquaculture Statistics 2019](#)

-Population (2020), GDP Growth (2016-2020), GDP per Capita (2020):  
IMF's [World Economic Outlook Databases](#)

-Imports, Exports and Share of Trade (2020):  
FAO's [Global Fishery and Aquaculture Commodities Statistics](#)

-GDP, GDP from fisheries, GDP from agriculture (2020):  
World Bank's [World Development Indicators](#),  
OECD's [National Accounts Statistics](#) or  
UNSD's [National Accounts](#)

-Ease of doing business (2020):  
World Bank's [Ease of Doing Business](#) ranking

-Length of Coastline, Exclusive Economic Zone, Exclusive Fishing Zone (2003):  
UNEP's [Global Environment Outlook](#)

### [GLOBEFISH](#)

Explore more market information on the GLOBEFISH website



### [European Price Dashboard](#)

Hundreds of prices, updated every Monday

