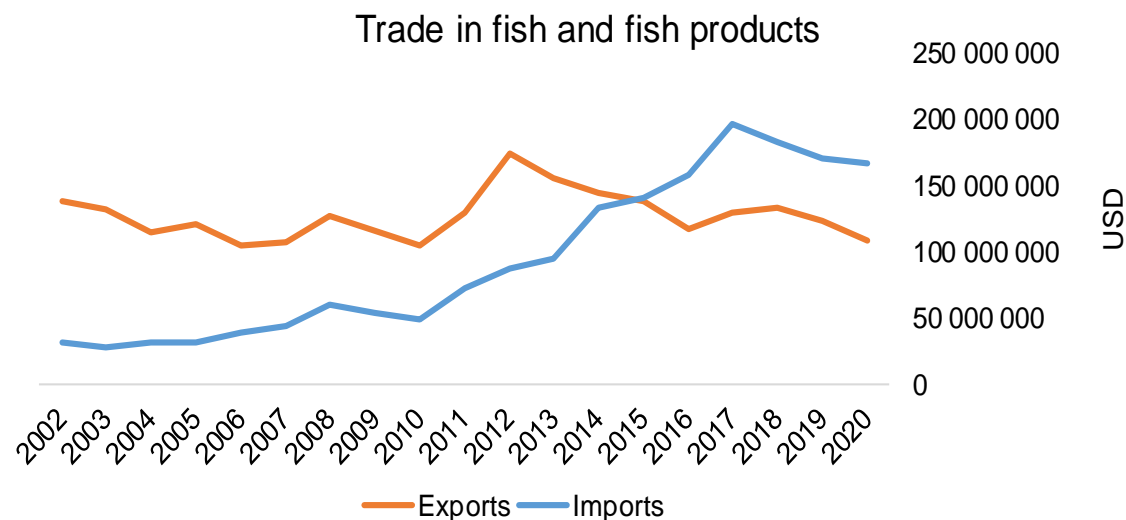




COUNTRY BRIEF

Population	Ease of doing business rank
5 128 000	74th
Length of coastline	Exclusive economic zone
2 069 km	542 060 km ²
Average GDP growth	GDP per capita
3.29%	USD 12 100



GDP from fisheries

0.05%

Fish available for consumption

18.5 kg/capita

Imports of fish and fish products - 2020

USD 167 960 190

Agricultural GDP from fisheries

1.12%

Fisheries and aquaculture production

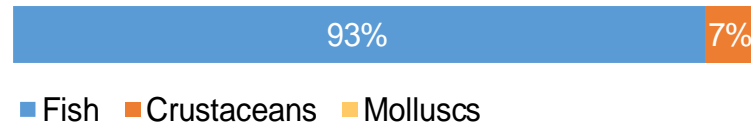
Total	33 664 tonnes
Fisheries	52%
Aquaculture	48%

Exports of fish and fish products - 2020

USD 109 364 050

Production and Trade Breakdown


Production by volume



Imports by value



Exports by value



Production - Top 10 Species (Volume)

Rank	Species	Volume (Tonnes)
1 st	Nile tilapia	12 654
2 nd	Tuna-like fishes nei	8 117
3 rd	Silky shark	3 321
4 th	Whiteleg shrimp	2 200
5 th	Marine fishes nei	1 233
6 th	Common dolphinfish	941
7 th	Swordfish	916
8 th	Rainbow trout	692
9 th	Spotted rose snapper	684
10 th	Marlins,sailfishes,etc. nei	674

Imports - Top 10 Products (Value)

			USD
1 st	Tunas, skipjack, bonito	prepared or preserved; whole or in pieces HS 1604.14	71 874 780
2 nd	Yellowfin tunas	frozen; excluding fillets, livers and roes HS 0303.42	20 480 420
3 rd	Tilapias	frozen fillets HS 0304.61	17 389 290
4 th	Shrimps, prawns	frozen HS 0306.17	9 365 520
5 th	Pacific, Atlantic, Danube salmon	frozen fillets HS 0304.81	6 368 480
6 th	Albacore or longfinned tunas	frozen; excluding fillets, livers and roes HS 0303.41	4 598 300
7 th	Sardines, sardinella, brisling or sprats	prepared or preserved; whole or in pieces HS 1604.13	4 323 160
8 th	Tilapias	fresh or chilled fillets HS 0304.31	4 239 700
9 th	Flours, meals, pellets. Unfit for human consumption	from fish or aquatic invertebrates HS 2301.20	3 473 400
10 th	Catfish	frozen fillets HS 0304.62	2 959 830

Exports - Top 10 Products (Value)


			USD
1 st	Tunas, skipjack, bonito	prepared or preserved; whole or in pieces HS 1604.14	36 763 750
2 nd	Tilapias	fresh or chilled fillets HS 0304.31	20 343 150
3 rd	Fish, other than species in 0302	fresh or chilled; excluding fillets, livers and roes HS 0302.89	10 640 530
4 th	Yellowfin tunas	fresh or chilled; excluding fillets, livers and roes HS 0302.32	8 090 590
5 th	Sardines, sardinella, brisling or sprats	prepared or preserved; whole or in pieces HS 1604.13	6 971 810
6 th	Shrimps, prawns	frozen HS 0306.17	6 753 610
7 th	Swordfish	fresh or chilled; excluding fillets, livers and roes HS 0302.47	3 912 720
8 th	Fish, other than species in 0304	frozen fillets HS 0304.89	3 250 240
9 th	Flours, meals, pellets. Unfit for human consumption	from fish or aquatic invertebrates HS 2301.20	3 021 360
10 th	Shark fins	dried, smoked, salted or in brine HS 0305.71	2 549 790

Established in 1984, GLOBEFISH is a multi-donor funded project in the Fisheries Division of the Food and Agriculture Organization of the United Nations (FAO), responsible for providing up-to-date market and trade information on fish and fish products.

[Visit our website](#)

[Subscribe to our newsletter](#) or [email us](#)

Recent Publications



[Globefish Highlights](#)

Our flagship publication, focused on prices and analysis of market trends covering a variety of major commodities. Released quarterly.



[Chinese Fish Price Report](#)

Comprehensive coverage of Chinese price trends, market information for commercially significant species, along with industry news and policy updates. Released quarterly.



[European Price Report](#)

Market and price analysis for fish and fish products in the European market. Released monthly.



This is the second edition of the GLOBEFISH Market Profiles produced for this country, and was made at the beginning of 2023.

These profiles are based on nationally reported data or information published by international agencies. As the profile is intended to reflect the most up to date information available, reporting years may vary between sections and commodities.

The designations employed and the presentation of material in this information product do not imply the expression of any opinion whatsoever on the part of FAO concerning the legal or constitutional status of any country, territory or sea area, or the delimitation of frontiers or boundaries.

The data herein presented is compiled by FAO staff at the time of its production, "as is" and "as available", and every effort is made to ensure, but not guarantee, their timeliness, accuracy and completeness. FAO assumes no responsibility for errors and omissions in the data provided. Users are, however, kindly asked to report any errors or deficiencies in this product to FAO GLOBEFISH (globefish@fao.org).

Please note

Re-exports and re-imports are not included. The term N/A has been used to indicate that information was not found in the indicated sources. The classification of fish and fish products as either processed or unprocessed is very broad and is intended for indicative purposes only.

[HS codes for fish and fish products](#)

International trade codes for fish and fish products in a user friendly format.



Sources and time periods:

-Fishing and aquaculture production (2020):
FAO's [Global Fishery and Aquaculture Production Statistics](#)

-Fish available for consumption (2017):
FAO's [Fishery and Aquaculture Statistics 2019](#)

-Population (2020), GDP Growth (2016-2020), GDP per Capita (2020):
IMF's [World Economic Outlook Databases](#)

-Imports, Exports and Share of Trade (2020):
FAO's [Global Fishery and Aquaculture Commodities Statistics](#)

-GDP, GDP from fisheries, GDP from agriculture (2020):
World Bank's [World Development Indicators](#),
OECD's [National Accounts Statistics](#) or
UNSD's [National Accounts](#)

-Ease of doing business (2020):
World Bank's [Ease of Doing Business](#) ranking

-Length of Coastline, Exclusive Economic Zone, Exclusive Fishing Zone (2003):
UNEP's [Global Environment Outlook](#)

[GLOBEFISH](#)

Explore more market information on the GLOBEFISH website



[European Price Dashboard](#)

Hundreds of prices, updated every Monday

