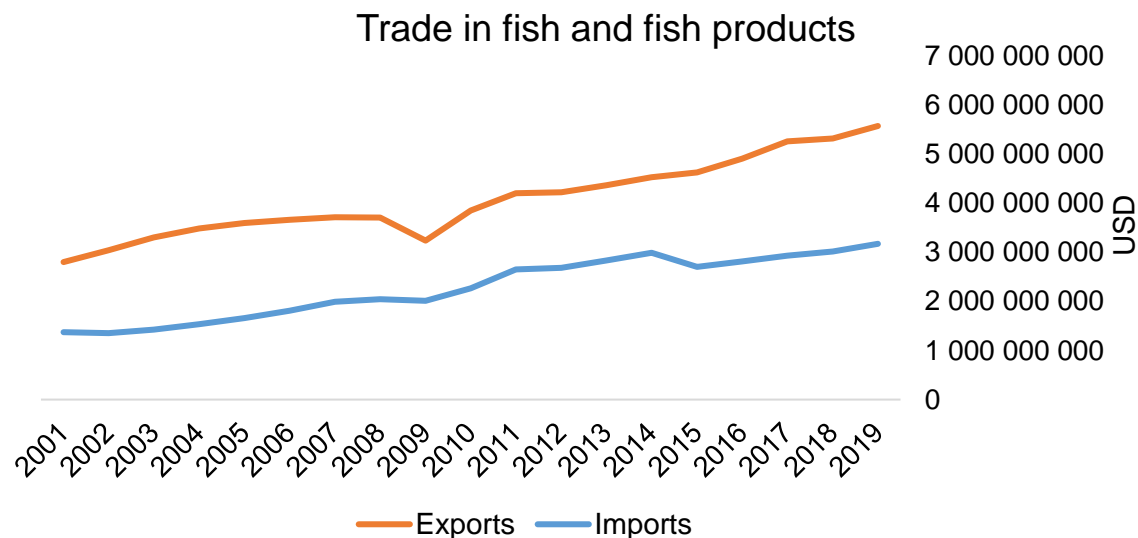




## COUNTRY BRIEF

Population	Ease of doing business rank
37 534 000	20th
Length of coastline	Exclusive economic zone
265 523 km	3 006 240 km <sup>2</sup>
Average GDP growth	GDP per capita
3.81%	USD 46 550



GDP from fisheries

N/A

Fish available for consumption

22.2 kg/capita

Imports of fish and fish products - 2019

USD 3 171 982 290

Agricultural GDP from fisheries

N/A

Fisheries and aquaculture production

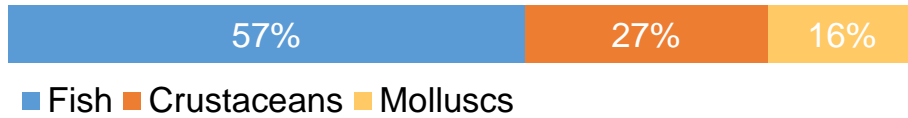
Total	967 515 tonnes
Fisheries	81%
Aquaculture	19%

Exports of fish and fish products - 2019


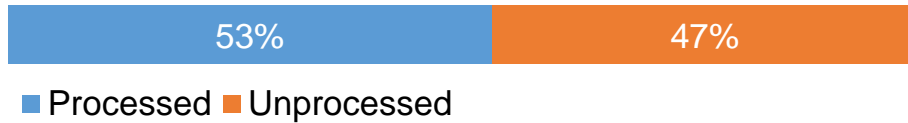
USD 5 571 986 360

## Production and Trade Breakdown

### Production by volume



### Imports by value



### Exports by value



## Production - Top 10 Species (Volume)

Rank	Species	Volume (Tonnes)
1 <sup>st</sup>	Atlantic salmon	118 630
2 <sup>nd</sup>	American lobster	103 917
3 <sup>rd</sup>	North Pacific hake	99 685
4 <sup>th</sup>	Queen crab	74 493
5 <sup>th</sup>	Atlantic herring	73 514
6 <sup>th</sup>	American sea scallop	66 109
7 <sup>th</sup>	Northern prawn	53 658
8 <sup>th</sup>	Stimpson's surf clam	27 547
9 <sup>th</sup>	Blue mussel	26 090
10 <sup>th</sup>	Capelin	24 932

## Imports - Top 10 Products (Value)

			USD
1 <sup>st</sup>	Shrimps, prawns	frozen HS 0306.17	331 092 690
2 <sup>nd</sup>	Lobsters	live, fresh or chilled HS 0306.32	307 297 430
3 <sup>rd</sup>	Tunas, skipjack, bonito	prepared or preserved; whole or in pieces HS 1604.14	162 387 350
4 <sup>th</sup>	Pacific, Atlantic, Danube salmon	fresh or chilled fillets HS 0304.41	145 316 680
5 <sup>th</sup>	Shrimps, prawns	prepared or preserved, in airtight containers HS 1605.29	126 959 830
6 <sup>th</sup>	Fish fats or oils and fractions thereof	not chemically modified or from fish-livers HS 1504.20	123 623 890
7 <sup>th</sup>	Pacific, Atlantic, Danube salmon	frozen fillets HS 0304.81	106 154 830
8 <sup>th</sup>	Flours, meals, pellets. Unfit for human consumption	from fish or aquatic invertebrates HS 2301.20	104 656 480
9 <sup>th</sup>	Salmon	prepared or preserved; whole or in pieces HS 1604.11	94 908 810
10 <sup>th</sup>	Atlantic, Danube salmon	fresh or chilled; excluding fillets, livers and roes HS 0302.14	85 253 110

## Exports - Top 10 Products (Value)

			USD
1 <sup>st</sup>	Crabs	frozen HS 0306.14	931 977 170
2 <sup>nd</sup>	Lobsters	live, fresh or chilled HS 0306.32	877 808 870
3 <sup>rd</sup>	Lobsters	frozen HS 0306.12	803 711 930
4 <sup>th</sup>	Atlantic, Danube salmon	fresh or chilled; excluding fillets, livers and roes HS 0302.14	583 155 290
5 <sup>th</sup>	Shrimps, prawns	frozen; cold-water species HS 0306.16	277 658 300
6 <sup>th</sup>	Lobsters	prepared or preserved HS 1605.030	269 812 930
7 <sup>th</sup>	Crabs	live, fresh or chilled HS 0306.33	151 230 170
8 <sup>th</sup>	Eels	live HS 0301.92	119 412 150
9 <sup>th</sup>	Pacific, Atlantic, Danube salmon	fresh or chilled fillets HS 0304.41	98 261 620
10 <sup>th</sup>	Halibut	fresh or chilled; excluding fillets, livers and roes HS 0302.21	97 136 240

Established in 1984, GLOBEFISH is a multi-donor funded project in the Fisheries Division of the Food and Agriculture Organization of the United Nations (FAO), responsible for providing up-to-date market and trade information on fish and fish products.

[Visit our website](#)

[Subscribe to our newsletter](#) or [email us](#)

## Recent Publications



### [Globefish Highlights](#)

Our flagship publication, focused on prices and analysis of market trends covering a variety of major commodities. Released quarterly.



### [Chinese Fish Price Report](#)

Comprehensive coverage of Chinese price trends, market information for commercially significant species, along with industry news and policy updates. Released quarterly.



### [European Price Report](#)

Market and price analysis for fish and fish products in the European market. Released monthly.



This is the second edition of the GLOBEFISH Market Profiles produced for this country, and was made at the beginning of 2022.

These profiles are based on nationally reported data or information published by international agencies. As the profile is intended to reflect the most up to date information available, reporting years may vary between sections and commodities.

The designations employed and the presentation of material in this information product do not imply the expression of any opinion whatsoever on the part of FAO concerning the legal or constitutional status of any country, territory or sea area, or the delimitation of frontiers or boundaries.

The data herein presented is compiled by FAO staff at the time of its production, "as is" and "as available", and every effort is made to ensure, but not guarantee, their timeliness, accuracy and completeness. FAO assumes no responsibility for errors and omissions in the data provided. Users are, however, kindly asked to report any errors or deficiencies in this product to FAO GLOBEFISH ([globefish@fao.org](mailto:globefish@fao.org)).

### **Please note**

Re-exports and re-imports are not included.

The term N/A has been used to indicate that information was not found in the indicated sources. The classification of fish and fish products as either processed or unprocessed is very broad, and is intended for indicative purposes only.

### [HS codes for fish and fish products](#)

International trade codes for fish and fish products in a user friendly format.



Sources and time periods:

-Fishing and aquaculture production (2019):  
FAO's [Global Fishery and Aquaculture Production Statistics](#)

-Fish available for consumption (2017):  
FAO's [Fishery and Aquaculture Statistics 2019](#)

-Population (2019), GDP Growth (2015-2019), GDP per Capita (2019):  
IMF's [World Economic Outlook Databases](#)

-Imports, Exports and Share of Trade (2000-2019):  
FAO's [Global Fishery and Aquaculture Commodities Statistics](#)

-GDP, GDP from fisheries, GDP from agriculture (2019):  
World Bank's [World Development Indicators](#),  
OECD's [National Accounts Statistics](#) or  
UNSD's [National Accounts](#)

-Ease of doing business (2019):  
World Bank's [Ease of Doing Business](#) ranking

-Length of Coastline, Exclusive Economic Zone, Exclusive Fishing Zone (2003):  
UNEP's [Global Environment Outlook](#)

### [GLOBEFISH](#)

Explore more market information on the GLOBEFISH website



### [GLOBEFISH on ISSUU](#)

Read GLOBEFISH publications on ISSUU

