



GLOBEFISH

EUROPEAN PRICE REPORT

Issue 09/2013
September 2013

The **European Fish Price Report**, based on information supplied by industry correspondents, aims to provide guidance on broad price trends. Price information is indicative and should be used only for forecasting medium- and long-term trends. FAO is not responsible for any errors or omissions.

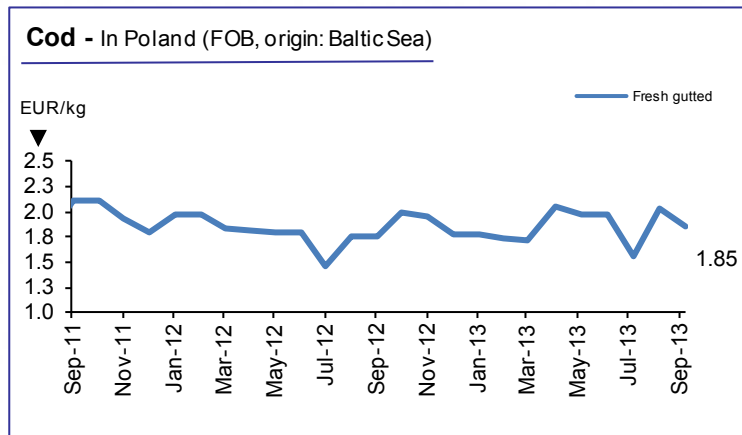
INDEX FOR PRICES

Groundfish	9
Flatfish	10
Tuna	11
Small Pelagics	11
Cephalopods	11
Crustaceans	12
Bivalves	14
Salmon	14
Trout	15
Freshwater fish	15
Non Traditional Species	16
Seabass-Seabream-Meagre	16

LATEST TRENDS

GROUND FISH

Sales of **cod** from the Barents Sea are on-going even if quantities are not as large as in the past. Headed and gutted cod is reported to be traded at low prices, despite a slight increase while the price of small sized fillets is registering an increase. The market is unchanged for all other products.

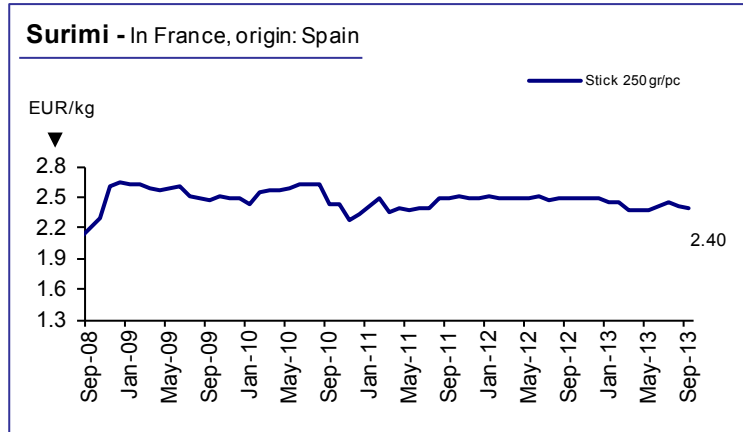
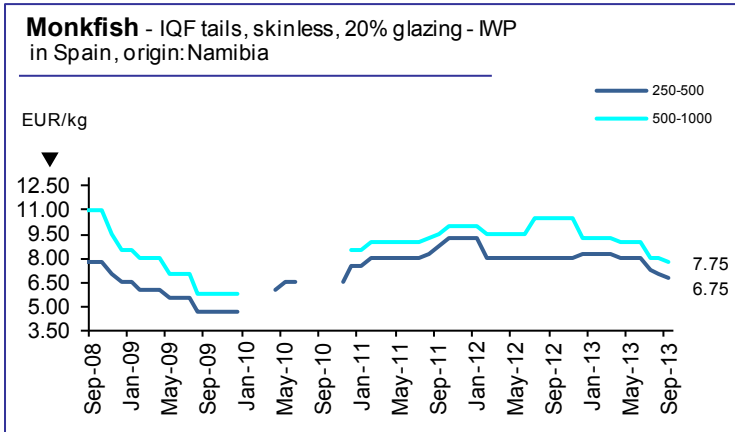


In Norway, the value of exports of cod, saithe and haddock in August have been good (+7% on last year's exports). In terms of volume, exports were up by 20%, mostly attributable to increased exports of whole frozen fish. A more positive price trend is also reported for a number of products, in particular frozen haddock, where the average



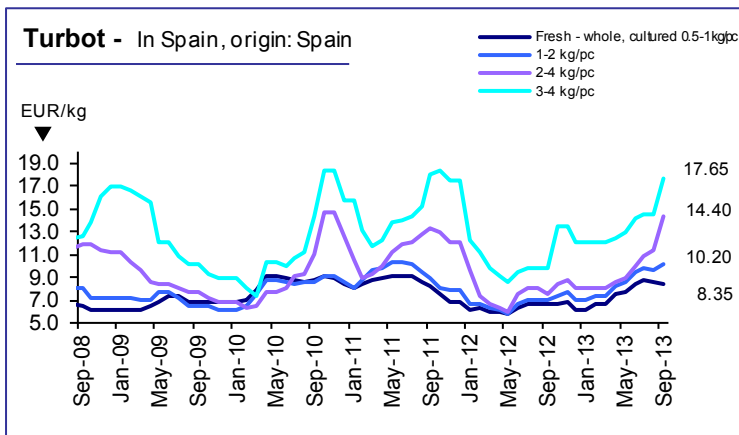
price is up by 45% compared with August last year. The biggest market for frozen groundfish is China, where exports in August were valued at NOK 121 million or almost double the figure for August 2012.

Namibian **monkfish** tail prices are somewhat low and sales are reported to be slow.



On the Spanish market, no **hake** fillet stocks are available at the moment and there are no supplies coming from Namibia.

FLATFISH

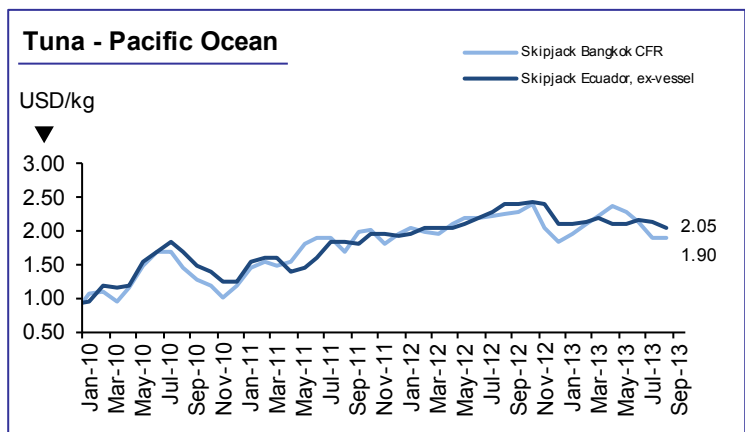


In Spain, large sized (> 2 kg/pc) **turbot** prices continue their upward trend as availability in farms is rather scarce. This price rise is expected to continue in the coming months as fish stocks are unlikely to recover in that time. Demand is expected to drop this month with the end of the summer season.

Sole prices are generally stable on the European market.

TUNA

The WCPFC FAD closure continues in the **Western and Central Pacific** (lasting from 1 July to 31 October). Although this has resulted in lower volumes caught by the Pacific fleet, prices have not changed from last month's USD 1 900/tonne CFR Bangkok.

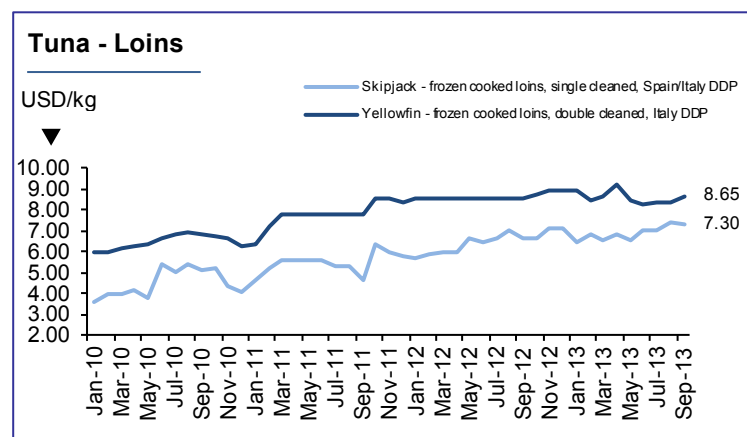
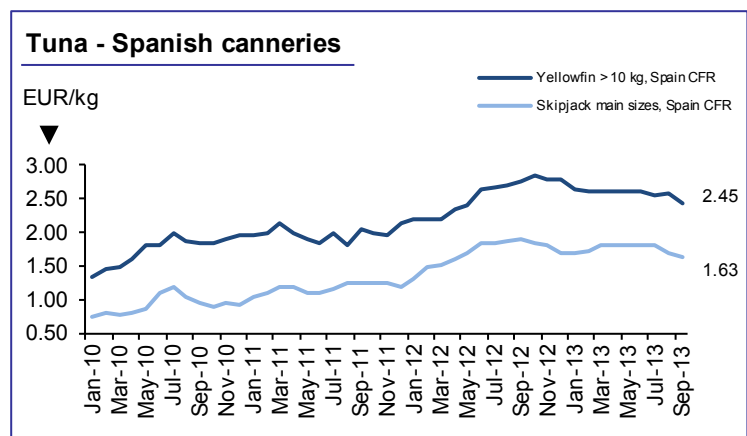
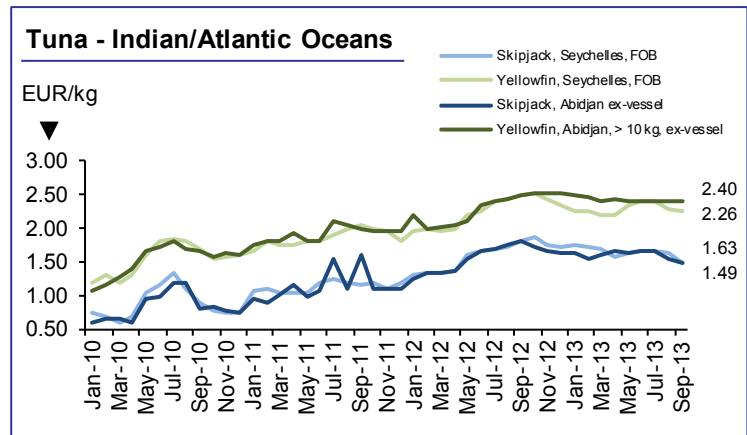


35% of the fishing fleet in the **Eastern Pacific** is inactive because of the current IATTC closure period (lasting from 29 July to 28 September). Other vessels currently fishing will observe the second closure period from 18 November to 18 January 2014. Skipjack stock volumes to date remain high and Manta prices have levelled off at USD 2 050/tonne ex vessel.

Skipjack fishing in the **Indian Ocean** is showing signs of improvement. The arrival of consignments of skipjack transhipped in the Atlantic have caused the prices to drop considerably to EUR 1 500/tonne FOB Seychelles from the August price of EUR 1 620/tonne. Yellowfin volumes have not changed much, resulting in a slightly lower price of EUR 2 260/tonne FOB Seychelles.

In the **Atlantic Ocean**, fishing off the African coast remains favourable. Skipjack prices have softened by about EUR 70/tonne to EUR 1 490/tonne ex vessel Abidjan. Yellowfin prices have also decreased, albeit slightly, to EUR 2 400/tonne.

Europe is also experiencing a decrease in skipjack prices, as a result of good supply from the Atlantic Ocean. Skipjack is being traded in Spain for EUR 1 630/tonne CFR, another notable drop from last month's EUR 1 700/tonne. Yellowfin prices in Italy remain largely stable at EUR 2 600-2 650/tonne CFR, whereas Spanish prices for yellowfin have contracted sharply to EUR 2 450 CFR/tonne.



SMALL PELAGICS

The European Commission has adopted a package of measures on 20 August intended to address the continued unsustainable fishing of herring by the Faroe Islands. The measures include the ban of imports of herring and mackerel from the Atlanto-Scandian stocks that have been caught under the control of the Faroe Islands as well as fishery products containing or made of such fish. The measures also include restrictions on the use of EU ports by vessels fishing for the herring and mackerel

stocks under the control of the Faroe Islands. This means that some Faroese vessels will not be allowed to dock in EU ports, except in cases of emergency.

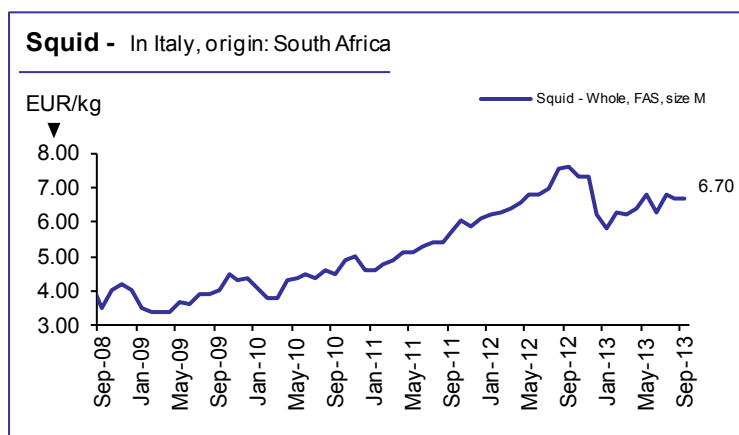
In Norway, fishing remains seasonally slow. **Mackerel** fishing (for human consumption) still has not picked up, with an available quota of 136 534 tonnes. The **spring spawning herring** fishing is expected to start in October with a remaining quota of 262 497 tonnes (almost all for human consumption but with off-cuts for fishmeal and fish oil).

In Iceland, fishing for small pelagics continues with the focus turning to **spring spawning herring** (with a total quota of 93 058 tonnes), as the **mackerel** quota has now been taken, with total landings slightly above the 126 011 tonne quota.

Danish fisheries usually gain pace during September, but this year only minor deliveries for **fishmeal** and **fish oil** have been reported.

Prices on the Italian market for fresh fish in general are reported to be 10-15% lower compared with last year, as a consequence of low demand. The government and fishermen's associations agreed on a series of biological stops starting in the northern part of the Adriatic Sea, followed by a closure in the southern part of the Adriatic, then the Ionian Sea, the Tyrrhenian Sea and also around Sardinia and Sicily. The closures are taking place at regular intervals between 22 July and 30 September and are intended to allow stocks to recover, thus helping the fishing sector, which has been particularly hit by the economic crisis. The stops have already shown good results with plenty of fish on the local market this month, particularly for **small pelagics**.

CEPHALOPODS



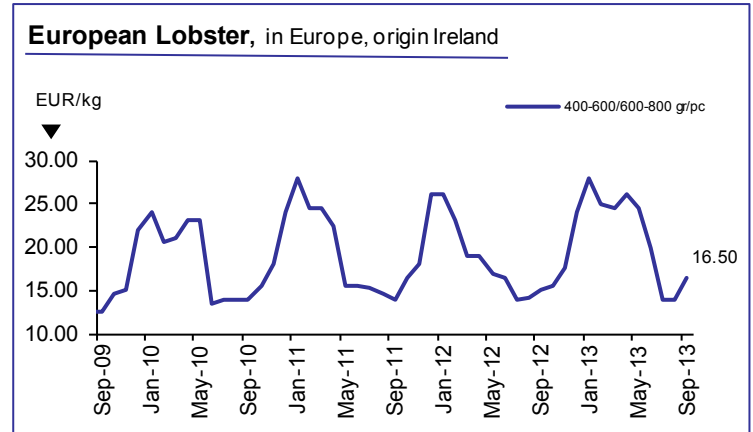
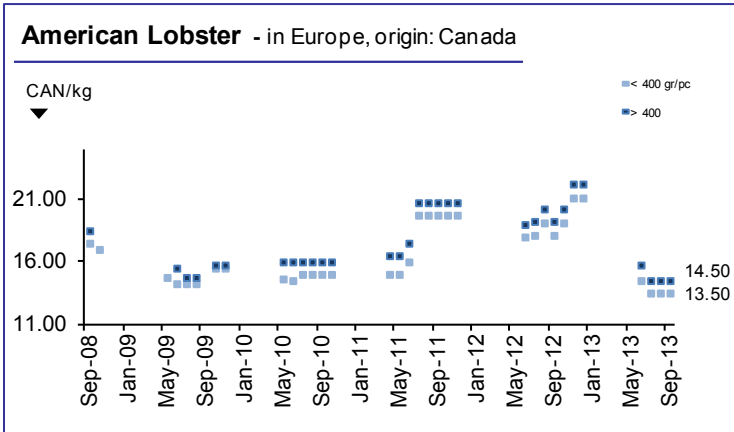
In South Africa the **squid** situation continues to be extremely critical. Catch levels are very low, with boats taking only a few hundred kilos a day. Recent labour regulations have stipulated a minimum wage per day for fishing crews. However, this means that some boats do not go to sea because they cannot afford the daily fixed labour cost.

Demand for **octopus** on the European market is reported to be rather low compared with other markets such as Japan.

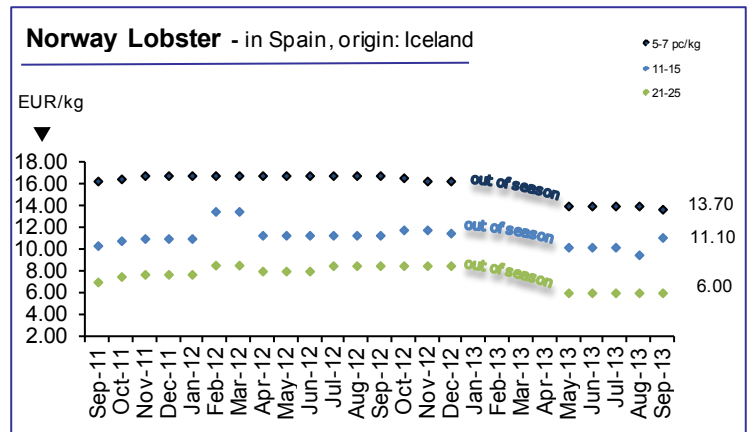
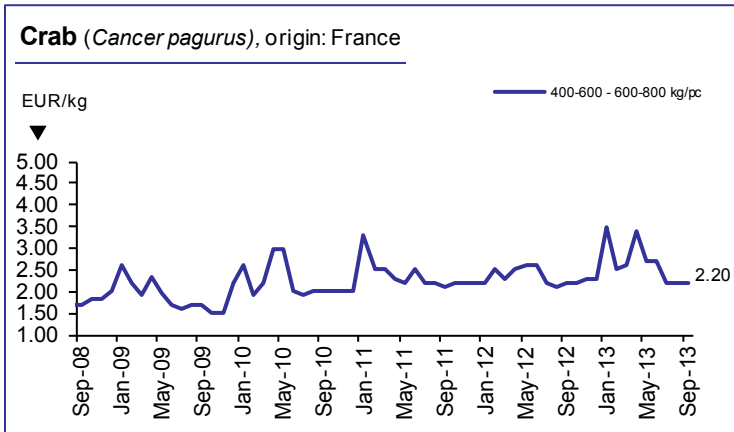
CRUSTACEANS

American lobster catches have been very good this year. The spring season in Canada was reported to be well above average and the Maine catches have been reasonable up to now. However, fishermen are not happy this year as prices are still much lower than those of last year while the costs of fishing, particularly fuel costs,

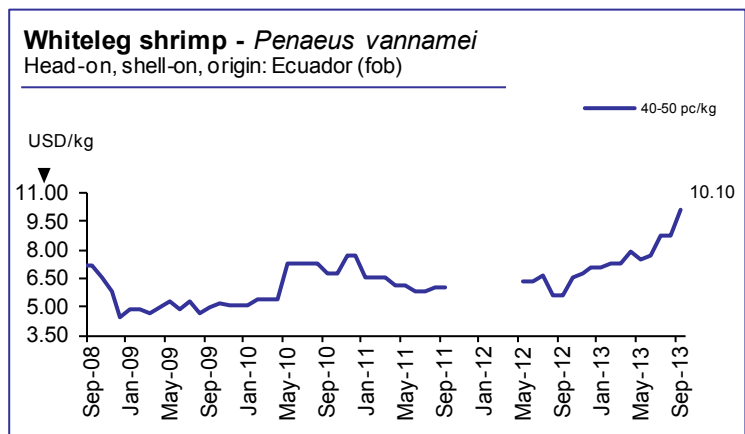
have increased. Popsicle prices have not changed during the past few weeks. Producers wanting to get rid of remaining inventory have offered their products at a slightly lower level than in spring. Stocks are reported to be low.

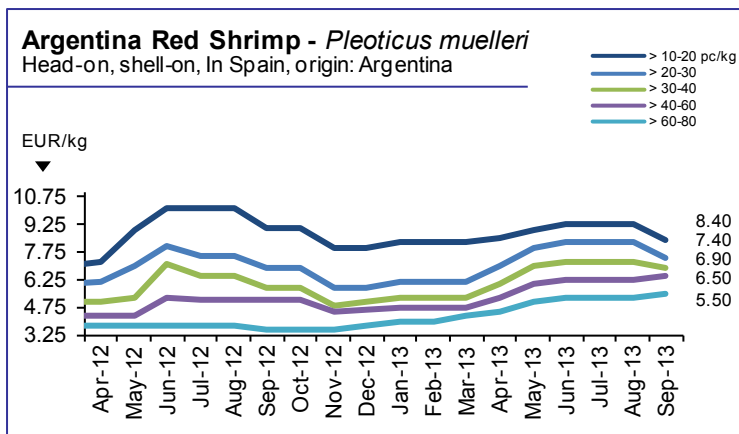


Landings and demand for **European crustaceans**, such as *Cancer pagurus* and *Homarus gammarus*, have improved during the past few weeks thanks to good weather and good fishing conditions. In addition, factories have increased their purchases for the latter part of the year. Crabs are now reaching the best quality period.



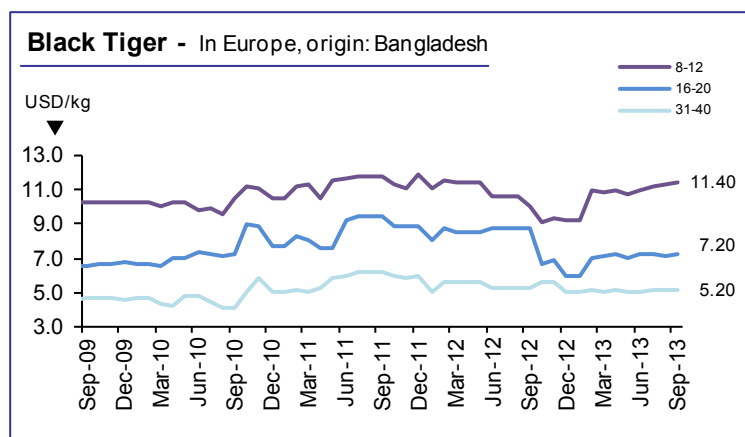
Shrimp prices are reported to increase almost every day as a result of very high demand and extremely short supply of raw material. Competition for large sized shrimp continues to be very strong all around the world with record-high prices for **vannamei**, which have continued for some time. It is hard to predict when the bubble will burst and when shrimp consumers traditionally buying at the less expensive end of the market will start shifting to a lower priced protein source such as poultry.



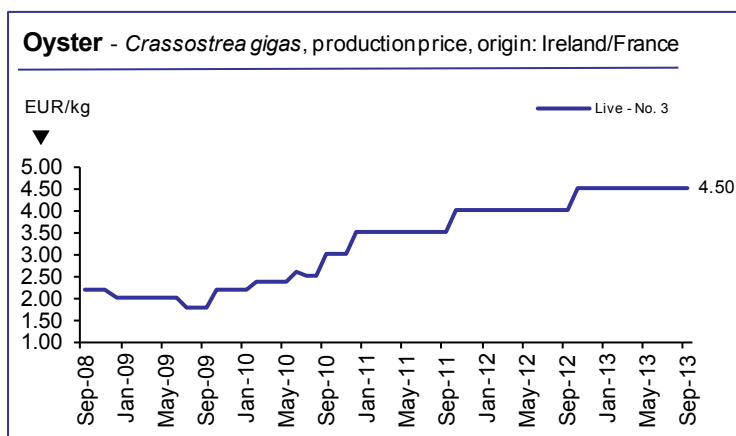


Between July and August, large quantities of **Argentine red shrimp** from national jurisdiction waters eventually reached the European market as was anticipated. During the first weeks of July, prices remained stable at fairly high levels as demand was good with no stocks left at destination. However, in August, high volumes reached the European market and supply began to exceed demand causing

prices to drop. At the same time demand from Asia for Argentine red shrimp increased in August as a result of the shortage of vannamei and the sky-high prices requested for this product. Consequently, most of Argentinean shrimp exports have been redirected from Europe, its traditional market, in particular Spain, to Asia. Therefore in mid-August prices have not declined further and have even begun to rise, especially for large sized shrimp that are particularly popular on the Japanese market (30-40 and 40-60 pc/kg).



BIVALVES

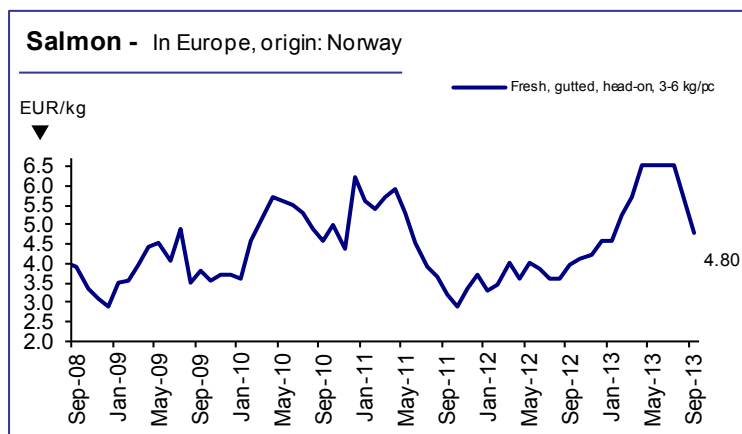


Oyster prices remain strong on the European market because of reduced supply. The recent alarming mortality rate of market-size oysters, in addition to juvenile mortality of recent years, will no doubt lead to a difficult market in the latter part of the year, when oyster is mainly consumed.

In France, **mussel** production has stopped for the moment and is expected to resume again in November. The remaining sizes in stock for mussel meat (100-200 pc/kg) from Chile do not match up with the demand on the French market (restaurants and processors). The small sized mussels (300-500 pc/kg) are the most requested size but almost no stock is available and the price of these is going up at present. This year the 300-500 pc/kg size made up only about 10% of Chilean exported production and therefore the European market had to make do with 200-300 pc/kg sized products. On the French market very few retail chains accept the large 100-200 pc/kg sized

mussels. Normally Chile sells this size to Spain and Italy but at the moment consumption is decreasing in both countries. Since 2011 Chilean mussel production has decreased continuously following a reduction in the availability of mussel spat. In the next Chilean mussel season an increase in prices may be seen. This month, however, on the French retail market mussels of European origin on offer are particularly diverse with French Bouchot, bottom and rope mussels as well as Dutch mussels (following the re-opening of the Dutch auction sales) and also Spanish rope mussels in MAP trays.

SALMON



Prices for farmed Atlantic salmon leveled off over the summer and have now begun to fall as demand cools in the face of delayed but inevitable mark-ups on salmon products by retailers starting to feel the full effects of high raw material costs further up the value chain. This drop in prices is likely to be compounded in the short-term by increased harvest volumes from Norwegian farms that must meet maximum

biomass requirements, with a relative surplus of smaller fish pushing prices down more steeply for these sizes.

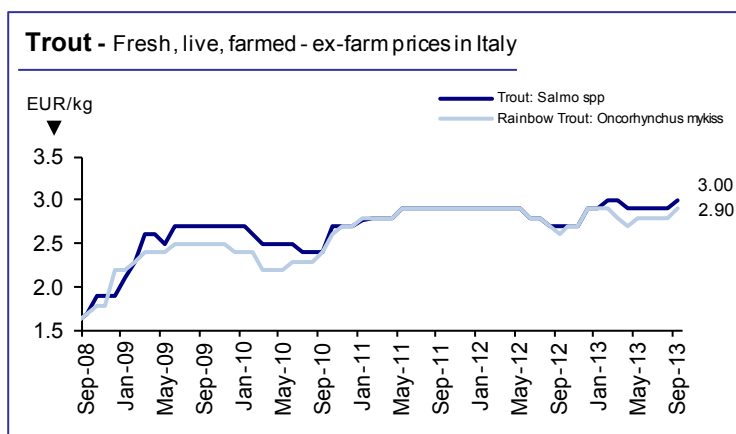
However, it appears that demand in major markets is still strong enough, and supply still sufficiently tight, to ensure that average export prices for farmed Atlantics remain above NOK 30/kg, before picking up again as seasonal demand kicks in later in the year.

Year-on-year figures for the month of August show a 9% decline in total export volume of Norwegian farmed salmon, while considerably higher prices than last year meant a 28% increase in value. Poland, France and Russia were the top three destinations.

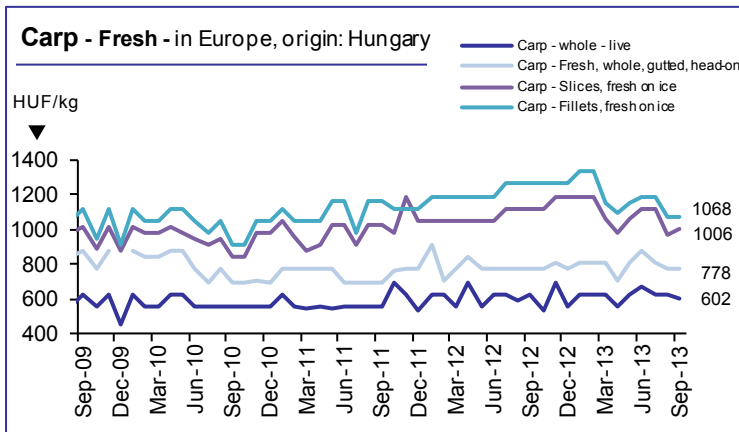
TROUT

Trout prices in **Italy** have increased by 10 cents on all products and a further increase is expected for next month.

January-August 2013 figures indicate that the value of **Norwegian trout** exports totalled NOK 1.4 billion, an increase of NOK 330 million compared with the same period in 2012. The biggest importers of Norwegian fjord trout remain Russia and Belarus.

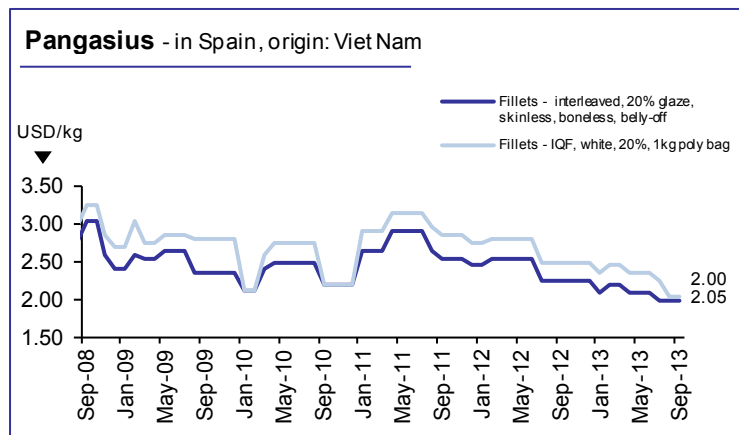


FRESHWATER FISH



In Hungary, an additional and slight price increase is reported for **carp** products.

The **Nile perch** situation continues to be difficult with high prices and poor catches in Lake Victoria, mainly as a result of adverse weather conditions of no rain and high temperatures, with the fish remaining in deep waters. Stocks in Europe are also reported to be low.

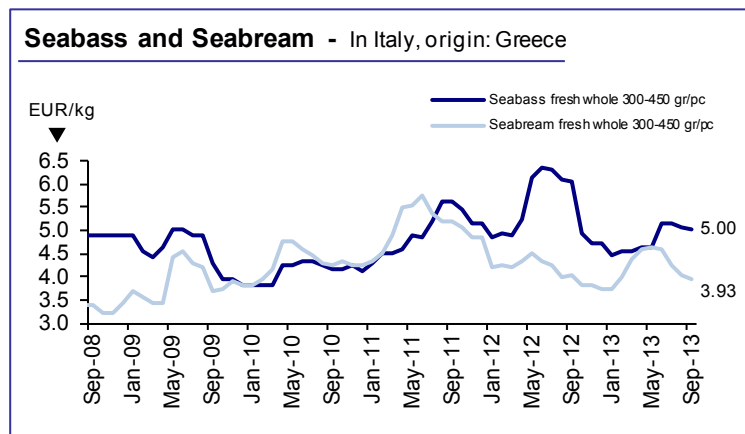


Pangasius prices are slightly up but the situation in Viet Nam is not easy. It seems that many farmers and factories are losing money because of market and price volatility, which has discouraged production.

SEABASS/SEABREAM/MEAGRE

With demand recovering in the major European metropolitan markets as schools reopen and vacations come to an end, prices should be on an upward trend. Supply however is plentiful and prices for most size classes of both **seabass** and **seabream** are somewhat weaker during September. A sign of higher prices to come over the next quarter is the fact that prices for the smallest size classes are stable or firming.

The difficult economic situation has also impacted the results of producers. A combination of lower prices, higher costs and tight liquidity has weakened the financial results of all producers with one of the major Greek companies entering bankruptcy proceedings early September.



Fish Species Trade Name	Product Form	Grading	Price per kg		Reference & Area	Origin
			As stated	EUR USD		
GROUND FISH						September 2013
Cod/Cabillaud, Morue/ Bacalao <i>Gadus morhua</i>	Fresh gutted		1.40	1.85 -	Poland FOB	Baltic Sea
	Minced frozen (for baby food)		2.35	3.11 =	France DDP	Norway
	IQF portion, single frozen	100-150 gr/pc	5.95	7.88 =	Italy CIF CPT	Iceland
	Fresh - fillet	100-200 gr/pc	7.00	9.27 +		Denmark
		200-400	7.40	9.80 +		
	Fresh - Whole	1-2 kg/pc	5.48	7.26 -		
			2-4	6.10	8.08 -	
	Fillet - IQF - light salted double frozen, 20% glaze		2.15	2.85 =	Spain CFR	China
H&G	1-3 kg/pc	1.72	2.28 -	CIF	Spain (origin: Barent Sea)	
Fillet	150-300 gr/pc	3.95	5.23 +			
Hake/Merlu/Merluza <i>Merluccius capensis</i>	Minced block		1.58	2.09 =	Namibia FOB for Spanish market	Namibia
	B&P block		2.80	3.71 =		
	Fillet - skin-on, plate, landfrozen	2-4 oz/pc	3.35	4.44	Spain DDP	
		4-6	3.75	4.97		
		6-8	3.75	4.97		
	> 8	4.10	5.43			
IQF portion, trapeze	90-110 gr/pc	5.05	6.69 +	Italy CIF		
<i>Merluccius productus</i>	Fillet, PBO		2.54	3.37 =	Spain CIF	USA
	Minced block		1.40	1.85 =		
Hoki - Grenadier/ Grenadier/Merluza <i>Macruronus magellanicus</i> <i>Macruronus novaezelandiae</i>	Block		2.50	3.31 =	CIF	Chile
	Block - PBO		No quotations			Argentina
	Pieces block		2.38	3.15 =		New Zealand
	Fillet block		2.60	3.45 =		
Alaska pollack/Lieu de l'Alaska/Colin de Alaska <i>Theragra chalcogramma</i>	Fillet skinless - 10% glaze		No quotations		CFR	Spain
	Block - double frozen				France DDP	China
	Block - single frozen					USA
	Minced - FAS					
	Fillet (for baby food)		2.57	3.40 *	Europe DAP	
Surimi (Alaska pollack)	Stick - Paprika	250 gr/pc	2.40	3.18 -	France CFR	Spain
Saithe/Lieu noir/ Carbonero (Pollock, Coley) <i>Pollachius virens</i>	Minced A (for baby food)		No quotations		Europe DDP	Norway
Monkfish/Baudroie/ Rape <i>Lophius spp.</i>	Fresh - Tail	0.3-0.5 kg/pc	10.01	13.26 +	Italy CPT	UK
		0.5-1	10.82	14.33 +		
		1-2	11.88	15.74 +		
		> 2	12.00	15.90 +		
	Fresh - whole	0.5-1 kg/pc	5.49	7.27 +	FCA	France
		1-2	5.83	7.72 +		
	Tails, skin-off, IWP	100-250 gr/pc	5.50	7.29 =	Spain DDP	Namibia
		250-500	6.75	8.94 -		
500-1000		7.75	10.27 -			
> 1000		8.75	11.59 =			
Tails, skinless, 20% glaze	80-150 gr/pc	No quotations		Netherlands CFR	China	
	150-200					
	200-300					
	300-500					
Haddock/Eglefin/Eglofino <i>Melanogrammus aeglefinus</i>	H&G	< 0.8 kg/pc	No quotations		Norway FCA	Norway

Fish Species Trade Name	Product Form	Grading	Price per kg		Reference & Area	Origin	
			As stated	EUR USD			
FLATFISH						September 2013	
Turbot/Rodaballo <i>Psetta maxima</i>	Fresh - whole cultured	0.5-1 kg/pc	8.35	11.06 -	Spain CIF	Spain	
		1-2	10.20	13.51 +			
		2-3	14.40	19.07 +			
		3-4	17.65	23.38 +			
	Fresh - whole wild	0.5-1 kg/pc	10.20	13.51		Netherlands	
		1-2	13.70	18.15			
		2-3	18.70	24.77			
		3-4	23.70	31.39			
		4-6	26.70	35.37			
		> 6	28.70	38.02			
	Fresh - whole	0.8-1 kg/pc	8.30	10.99 -		Italy FCA	Spain
		1.5-2	8.66	11.47 -			
1-1.5		8.35	11.06 -				
2-2.5		12.50	16.56 +				
0.5-1 kg/pc		7.90	10.46 +	Netherlands			
0.7-1		9.72	12.88 +				
1-2		10.70	14.17 +				
> 3		13.04	17.27 +				
> 4	12.80	16.96 +					
Sole/Sole/ Lenguado <i>Solea vulgaris</i>	Fresh - whole	< 170 gr/pc	7.70	10.20	Spain CIF		
		160-220	8.50	11.26			
		210-300	10.60	14.04			
		300-400	15.70	20.80			
		400-600	26.20	34.71			
		600-800	26.70	35.37			
		800-1000	25.70	34.04			
	Fresh - whole	No. 2	12.49	16.54	Italy CIF		
		No. 3	10.84	14.36 +			
		No. 4	8.25	10.93 *			
	Fresh - whole	No. 3	10.40	13.78 -	FCA	France	
			10.77	14.27 -			
		No. 4	7.66	10.15 -			
			6.91	9.15 -			
		No. 5	5.35	7.09 -			
	Fresh - gutted	No. 1	14.30	18.94 -	CPT FCA	Croatia	
		No. 3	9.21	12.20 +			
		No. 4	6.88	9.11 -			
		No. 2	16.07	21.29 +			
		No. 3	9.21	12.20 -			
No. 4	6.88	9.11 -					
No. 5	5.94	7.87 -					
Fillet (for baby food)		2.57	3.40 *	Europe DAP	USA		
European plaice/ Plie d'Europe/ Solla europea <i>Pleuronectes platessa</i>	Fresh - whole	150-300 gr/pc	3.20	4.24	Spain CIF	Netherlands	
		300-400	3.20	4.24			
		400-600	3.20	4.24			
		> 500	3.20	4.24			
IQF, white skin-on, 25% glaze	No. 2	3.90	5.17 =	Netherlands FOB for Italian market			
		4.15	5.50 =				
European Flounder/ Flet d'Europe/ Platija europea <i>Platichthys flesus</i>	Fresh - whole		1.50	1.99 +	Italy CPT	Denmark	
			1.71	2.27 -	FCA	Netherlands	

Fish Species Trade Name	Product Form	Grading	Price per kg		Reference & Area	Origin	
			As stated	EUR USD			
TUNAS/BILLFISHES						September 2013	
Tuna/Thon/Atún <i>Thunnus spp.</i>	Skipjack - whole	main size	1.43	1.90 =	Bangkok CFR	Western/Central Pacific Ocean	
	Skipjack - whole		1.55	2.05 =	Ecuador ex-vessel	Eastern tropical Pacific Ocean	
	Skipjack - whole	main size	1.50	1.99 -	Seychelles FOB	Indian Ocean	
	Yellowfin - whole		2.26	2.99 -			
	Skipjack - whole	> 10 kg	1.49	1.97 -	Abidjan ex-vessel	Atlantic Ocean	
	Yellowfin - whole		2.40	3.18 -			
	Skipjack - whole	main size	1.63	2.16 -	Spanish Canneries CFR	Various Origin	
	Yellowfin - whole	> 10 kg	2.45	3.25 -			
	Skipjack - cooked & cleaned loins - vacuum packed	single cleaned	5.51	7.30 -	Italy DDP	China	
	Yellowfin - cooked & cleaned loins - vacuum packed	double cleaned	6.53	8.65 +		Ghana/Mauritius/Solomon is	
	Skipjack - whole	1.8-3.5 kg/pc	1.63	2.16 -	Spain DDP	Ghana	
	Yellowfin - whole	> 10 kg/pc	2.45	3.25 -		DAT	Indian Ocean Atlantic Ocean
		> 10 kg	2.50	3.31 -			
		3-10 kg/pc	2.08	2.75 -			
	Albacore - whole	> 10 kg	2.40	3.18 =	CIF	Eastern Pacific Ocean	
	Bigeye - whole	> 10 kg	2.15	2.85 -			
	Skipjack - whole	> 1.8 kg/pc	1.60	2.12 -			
	Yellowfin - loins		5.50	7.29 -			
	Skipjack - loins		4.53	6.00 -			
	Bigeye - loins		4.93	6.53 -			
Skipjack - pre-cooked loins	single cleaning double cleaning	4.91	6.50 =	Ecuador FOB (for European mkt)	Ecuador		
Yellowfin - pre-cooked loins		5.36	7.10 =				
Swordfish/Espadon/ Pez espada <i>Xiphias gladius</i>	Seafrozen	30-50-70 kg/pc	4.70	6.23 -	Spain FOT	Spain	
		70-100	4.60	6.09 =			
SMALL PELAGICS						September 2013	
Mackerel/Maquereau/ Caballa <i>Scomber scombrus</i>	Fresh - whole		1.50	1.99 -	Italy CPT	France	
	Whole	200-400 gr/pc	na		Netherlands FOB for Eastern Europe	Faroe Islands	
Herring/Hareng/Arenque <i>Clupeidae</i>	Fresh - fillet		2.74	3.63 =	Italy CPT	Denmark	
	Fresh - whole	70-100 gr/pc	0.32	0.43 -	Poland FOB	Baltic	
Sprat/Sprat/Espadín <i>Sprattus sprattus</i>		0.23	0.30				
Sardine/Sardine/ Sardina <i>Sardina pilchardus</i>	Fresh - whole		1.35	1.79 +	Italy CPT	Croatia	
CEPHALOPODS						September 2013	
Squid/Encornet/Calamar <i>Loligo spp.</i>	Frozen - whole	S (< 18 cm)	6.50	8.61 =	Italy CIF	South Africa	
		M (18-25)	6.70	8.87 =			
		L (25-30)	7.00	9.27 +			
		XL (>30)	7.00	9.27 +			
Todarodes pacificus	Block FAS	9-12 cm	2.10	2.78 +	Spain CIF	Falkland Is.	
		12-14	2.80	3.71 +			
		14-16	3.30	4.37 +			
	cleaned tubes skinless, wingless 20% glaxe	< 5 < 7 < 10	1.77 1.66 1.59	2.35 2.20 2.10	Germany CFR	India	

Fish Species Trade Name	Product Form	Grading	Price per kg		Reference & Area	Origin		
			As stated	EUR USD				
CEPHALOPODS (cont.)						September 2013		
Octopus/Poulpe/Pulpo <i>Octopus vulgaris</i>	Whole	T1		9.50	12.58 =	Spain DDP	Morocco	
		T2		9.00	11.92 =			
		T3		8.50	11.26 =			
		T4		8.00	10.60 =			
		T5		7.50	9.93 =			
		T6		7.00	9.27 =			
		T7		6.50	8.61 =			
		T8		6.00	7.95 =			
		T9		5.50	7.29 =			
	Whole - FAS, no glaze	T1		5.08	6.73 =	Morocco FOB for Spanish mkt		
		T2		4.78	6.33 =			
		T3		4.18	5.54 =			
		T4		3.88	5.14 =			
T5			3.68	4.87 =				
Land frozen	T3		No quotations		Mauritania FOB (for European market)	Mauritania		
	T4							
	T5							
	T6							
	T7							
Sushi slice 100% net weight	7 gr/pc		11.63	15.40 +	Europe CFR	Indonesia		
	9		11.63	15.40 +				
	Boiled cut		5.66	7.50 =				
	Flower type 90% net weight	1-2 gr/pc		3.32			4.40 -	
		> 2		3.62			4.80 -	
Cuttlefish/Seiche/ Sepia <i>Sepia</i> spp.	Whole cleaned	> 1 kg/pc	3.02	4.00 -	Italy CFR	Oman		
	Whole cleaned 20% glaze	< 1 pc/kg	3.47	4.60			Germany CIF	India
		1-2	3.47	4.60				
		2-4	3.47	4.60				
CRUSTACEANS						September 2013		
Whiteleg shrimp/ Crevette pattes blanches/Camarón patiblanco <i>Penaeus vannamei</i>	PD, chemical treatment 100% net weight treated with non-phosphate	31-40 pc/lb		11.51	15.25 +	Europe CFR	Indonesia	
		41-50		10.76	14.25 +			
		51-60		9.81	13.00 +			
		61-70		8.68	11.50 +			
		71-90		8.15	10.80 +			
		91-120		7.66	10.15 +			
	Head-on, shell-on	30-40 pc/kg		No quotations		Spain CFR	Central America	
		40-50						
		50-60						
		60-70						
		70-80						
		80-100						
	Head-on, shell-on	30-40 pc/kg		8.30	11.00 +	South/Central America FOB for European main ports	South/Central American	
		40-50		7.62	10.10 +			
		50-60		6.83	9.05 +			
60-70			5.89	7.80 *				
70-80			5.70	7.55 *				
80-100			5.40	7.15 *				

Fish Species Trade Name	Product Form	Grading	Price per kg		Reference & Area	Origin	
			As stated	EUR USD			
CRUSTACEANS (Cont.)						September 2013	
Whiteleg shrimp/ Crevette pattes blanches/Camarón patiblanco <i>Penaeus vannamei</i> (cont.)	Cooked, PD, tail-off, IQF 20% glaze	20-40	No quotations		Germany CFR	Viet Nam	
		40-60					
	Headless, shell-on 100% net weight	60-80					India
		80-120					
		16-20	10.68	14.15			
	C&P, deveined, tail-on 100% net weight	21-25	9.74	12.90			China
26-30		9.17	12.15				
21-40		8.61	11.40				
Argentine red shrimp/ Salicoque rouge/ d'Argentine/Camarón langostín argentino <i>Pleoticus muelleri</i>	Head-on, shell-on	26-30	12.80	16.95	Spain EXW	Argentina	
		31-40	12.04	15.95			
		> 10-20 pc/kg	8.40	11.13 -			
		> 20-30	7.40	9.80 -			
		> 30-40	6.90	9.14 -			
	FAS	> 40-60	6.50	8.61 +	CIF		
		> 60-80	5.50	7.29 +			
		10-20	7.80	10.33 -			
		20-30	6.80	9.01 -			
		30-40	6.50	8.61 -			
Black tiger/Crevette tigrée/Camarón tigre <i>Penaeus monodon</i>	semi-IQF, head-on 25% glaze	40-60	6.30	8.35 -	Europe CFR	Bangladesh	
		6-8	8.87	11.75 -			
		8-12	8.61	11.40 +			
		13-15	6.98	9.25 +			
		16-20	5.44	7.20 +			
		21-30	4.60	6.10 -			
	Headless, IQF 25% glaze	31-40	3.93	5.20 +			
		13-15	8.98	11.90			
		16-20	7.62	10.10			
		21-25	6.79	9.00			
		26-30	5.96	7.90			
	Headless, shell-on 20% glaze	31-40	5.13	6.80		Germany CFR	
		13-15	5.81	7.70 *			
		16-20	4.98	6.60 *			
		21-25	4.68	6.20 *			
	Head-on, shell-on - semi-IQF 20% glaze	26-30	4.45	5.90 *			
31-40		4.00	5.30 *				
8-12 pc/kg		10.80	14.30 +				
13-15		9.96	13.20 +				
Razor mud shrimp/ Salicoques Solenocera/ Camarones Solenocera <i>Solenocera melantho</i>	PUD, IQF, 70% net weight	16-20	8.00	10.60 +	Spain DDP	China	
		10-30 pc/kg	4.23	5.60 *			
		30-50	3.51	4.65 *			
		50-60	3.28	4.35 *			
		60-80	2.98	3.95 *			
		80-120	2.49	3.30 *			
Norway lobster/ Langoustine/Cigala <i>Nephrops norvegicus</i>	Fresh - Whole 4X1.5 kg	100-200	2.34	3.10 *		Scotland	
		6-10 pc/kg	21.80	28.88			
		10-15	17.20	22.78			
		16-20	14.20	18.81			
		21-30	11.70	15.50			
	31-40	9.50	12.58				

Fish Species Trade Name	Product Form	Grading	Price per kg			Reference & Area	Origin	
			As stated	EUR	USD			
CRUSTACEANS (Cont.)						September 2013		
Norway lobster/ Langoustine/Cigala <i>Nephrops norvegicus</i>	Whole	00		15.85	21.00 =	Spain CIF	Scotland	
		0		13.35	17.68 =			
		1		10.35	13.71 =			
		2		8.15	10.80 =			
		3		7.15	9.47 =			
		4		5.85	7.75 =			
	Whole	5		5.15	6.82 =		DDP	Iceland
		1-4 pc/kg		18.00	23.84 +			
		5-7		13.70	18.15 -			
		8-10		11.70	15.50 +			
		11-15		11.10	14.70 +			
		16-20		9.00	11.92 +			
Live - bulk	21-25		6.00	7.95 =	France delivered to French vivier companies	Ireland		
	600-800		16.50	21.86 +				
European lobster/ Homard européen/ Bogavante <i>Homarus gammarus</i>	Frozen whole cooked popsicle (canners) (markets)	400-600 gr/pc		16.50	21.86 +	Europe CIF		Canada
		600-800		16.50	21.86 +			
		< 450 gr/pc	CAN	13.50	9.83 13.02 =			
American lobster/ Homard américain/ Bogavante americano <i>Homarus americanus</i>	Live	> 400	CAN	14.50	10.55 13.98 =	France DDP		Ireland
		300 gr/pc						
Edible crab/Tourteau/ Buey de mar <i>Cancer pagurus</i>	Live	400-600 gr/pc		2.20	2.91 =	Delivered live to French vivier companies	Ireland	
		600-800		2.20	2.91 =			
BIVALVES						September 2013		
Oyster/Huître/Ostra <i>Crassostrea gigas</i>	Live	No. 3		4.50	5.96 =	France prod. price	Ireland/France	
Mussel/Moule/Mejillón <i>Mytilus edulis</i> <i>Mytilus galloprovincialis</i> <i>Mytilus chilensis</i>	Live - Bottom mussel			2.10	2.78 =	wholesale	France	
				1.90	2.52 =		Netherlands	
	Live - Rope	60-80 pc/kg		2.00	2.65 =	France wholesale	Spain	
	IQF - shell-off, 7% glaze	200-300 pc/kg		2.95	3.91 =	Italy CIF	Chile	
		100-200 gr/pc		2.26	3.00 =	France CFR		
	200-300		2.34	3.10 =				
	300-500		2.34	3.10 =				
Scallop/Coquille Saint-Jacques/Vieira <i>Zygochlamys patagonica</i>	IQF - shell-off	120-150 gr/pc		No quotations		Europe DDP	Argentina	
Razor shell/Couteau/ Navajas - <i>Solenidae</i>	IQF	10-12 cm		4.12	5.46	Spain CIF	Netherlands	
SALMON						September 2013		
Atlantic salmon/ Saumon de l'Atlantique/ Salmón del Atlántico <i>Salmo salar</i>	Fresh - gutted, head-on Superior quality	2-3 kg/pc		3.70	4.90 -	France DDP	Scotland	
		3-4		4.50	5.96 -			
		4-5		4.75	6.29 -			
		5-6		4.90	6.49 -			
		> 6		5.50	7.29 -			
	Fresh - gutted, head-on Superior quality	2-3 kg/pc		4.12	5.46 -		Norway	
		3-4		4.50	5.96 -			
		4-5		4.80	6.36 -			
		5-6		5.10	6.76 -			
		> 6		5.50	7.29 -			

Fish Species Trade Name	Product Form	Grading	Price per kg			Reference & Area	Origin	
			As stated	EUR	USD			
SALMON (Cont.)							September 2013	
Atlantic salmon/ Saumon de l'Atlantique/ Salmón del Atlántico <i>Salmo salar</i>	Fresh - head-on, gutted	1-2 kg/pc		4.34	5.75 -	Romania/Bulgaria DDP for Eastern Europe	Norway	
		4-5		5.90	7.82 -			
		6-7		7.25	9.60 +			
	Fresh - Whole - Ordinary	5-6		6.16	8.16 +	Italy FCA		
		Fresh - Whole - Superior	2-3 kg/pc		4.01			5.31 -
			3-4		4.54			6.01 -
			4-5		4.95			6.56 -
5-6		5.65	7.48 -					
IQF portion	100-150 gr/pc		10.30	13.64 =	CIF	Denmark		
Fillet - Trim D, IQF	900-1300 gr/pc		8.30	11.00 =	Europe CFR	Chile		
TROUT							September 2013	
Trout/Truite/Trucha <i>Salmo</i> spp.	Whole, gutted, fresh on ice	0.25-0.4 kg/pc	HUF 1246	4.15	5.50 -	Hungary ex-farm	Hungary	
	Fillet - farmed	200-400 gr/pc		7.10	9.40 +	Italy ex-farm	Italy	
	Live - farmed	500-700 gr/pc		3.00	3.97 +			
Rainbow trout/ Truite arc-en-ciel/ Trucha arco iris	Live - farmed	250-400 gr/pc		2.90	3.84 +			
	Gutted			4.00	5.30 +			
FRESHWATER FISH							September 2013	
Panga <i>Pangasius</i> spp.	Fillet - thawed			2.93	3.88 -	Italy FCA	Viet Nam	
	Fillet, IQF, white - 20% glaze	120-170-220		1.55	2.05 =	Spain CFR		
	Fillet, interleaved, white - 20% glaze, skinless, boneless, belly-off, treated	gr/pc		1.51	2.00 =			
North African catfish/ Poisson-chat nord- africain/Pez-gato <i>Clarias gariepinus</i>	Fresh - whole, gutted, head-on	0.6-2.5 kg/pc	HUF 792	2.64	3.49	Hungary EX-FARM	Hungary	
	Fresh gutted, skinned, head-off	0.4-2 kg/pc	HUF 1051	3.50	4.64			
	Fresh on ice - fillets, skinless		HUF 1189	3.96	5.24 -			
	Fresh on ice - slices		HUF 1121	3.73	4.94			
Carp/Carpe/Carpa <i>Cyprinus</i> spp.	Live	1.2-5 kg/pc	HUF 602	2.00	2.66 -			
	Fresh, whole, gutted, head-on	0.8-4.5 kg/pc	HUF 778	2.59	3.43 +			
	Fresh, whole, gutted, head-off	0.7-4.5 kg/pc	HUF 911	3.03	4.02 =			
	Fresh on ice - slices		HUF 1006	3.35	4.44 +			
	Fresh on ice - fillets		HUF 1068	3.56	4.71 =			
Bighead carp/Carpe à grosse tête/Carpa capezona <i>Aristichthys nobilis</i>	Fresh gutted, head-off	0.8-3.5 kg/pc	HUF 602	2.00	2.66 =			
	Fresh on ice - slices		HUF 701	2.33	3.09 =			
	Fresh on ice - fillets		HUF 771	2.57	3.40 =			
Grass carp/ Carpe herbivore/ Carpa china <i>Ctenopharyngodon idellus</i>	Fresh - whole, gutted, scaled head-off	0.8-3 kg/pc	HUF 1071	3.57	4.72 +			
	Fresh on ice - slices		HUF 1106	3.68	4.88 +			
	Fresh on ice - fillets		HUF 1149	3.83	5.07 +			
Nile perch/Perche du Nil/Perca del Nilo <i>Lates niloticus</i>	Fresh fillet (red)			4.15	5.50 -	Italy FCA	Tanzania	
				4.16	5.51 *		Kenya	
				4.13	5.47 *		Uganda	
	Fresh fillet	200-400 gr/pc		6.35	8.41 *	DDP	Kenya	
				6.16	8.16 *		Uganda	
				5.95	7.88 *		Tanzania	
		400-700 gr/pc		6.10	8.08 *		Kenya	
				6.00	7.95 *		Uganda	
				5.69	7.54 *		Tanzania	
	Fillet	300-500 gr/pc		3.95	5.23 +	Spain DDP	Uganda/	
500-1000			4.25	5.63 +	Tanzania			

Fish Species Trade Name	Product Form	Grading	Price per kg		Reference & Area	Origin
			As stated	EUR USD		
NON-TRADITIONAL SPECIES						September 2013
Sturgeon/Esturgeon/ Esturione <i>Acipenseridae</i> <i>A.baeri</i>	Frozen - Whole	1.5-2 kg/pc	6.00	7.95 =	France CIF	France
	Gutted	5-7 kg/pc	6.00	7.95 =		
	Fillets	200-300 gr/pc	11.00	14.57 =		
		800-1000	11.00	14.57 =		
	Caviar (Aquitaine) metal boxes		1 500	1 987 =		
Red Porgy/Pagre/Pargo <i>Pagrus pagrus</i>	Fresh - whole	300-400 gr/pc	2.64	3.50 -	Italy FCA	Argentina
		400-600	2.86	3.79 -		
		600-800	3.39	4.49 -		
		800-1000	3.99	5.29 -		
	Fresh	> 500 gr/pc	8.50	11.26 *		
Sand Steebras/Marbré/ Herrera <i>Lithognathus mormyrus</i>	Fresh - whole		7.55	10.00 +	CPT	Morocco
	Mediterranean	300-500 gr/pc	10.30	13.64 +	FCA	Spain
White seabream/ Sar commun/Sargo <i>Diplodus sargus</i>	Fresh - whole	300-500 gr/pc	12.50	16.56 +		
		500-700	14.40	19.07 +		
Tub gurnard/Gronдин perlon/Begel <i>Chelidonichthys lucerna</i>	Fresh - whole	1-2 kg/pc	12.29	16.28 +	CPT	Morocco
		500-1000	11.17	14.80 +		
		100-200 gr/pc	2.08	2.76 +		
		200-400	3.90	5.17 +		
		300-500	5.83	7.72 +		
> 600	7.30	9.67 +				
Red mullet/ Rouget de vase/ Salmonete de fango <i>Mullus barbatus</i>	Fresh - whole	I	4.52	5.99 +		Croatia
		II	3.96	5.25 +		
		III	2.76	3.66 +		
Surmullet/ Rouget de roche/ Salmonete de roca <i>Mullus surmuletus</i>	Fresh - whole		12.30	16.29 =	FCA	Morocco
			14.80	19.60 +	CPT	
Picked dogfish/ Aiguillat commun/Mielga <i>Squalus acanthias</i>	Fresh - whole	Large Medium	No quotations			USA
SEABASS/SEABREAM/MEAGRE						September 2013
Seabass/Bar, Loup/Lubina <i>Dicentrarchus labrax</i>	Fresh - whole farmed	200-300 gr/pc	3.40	4.50 -	Greece FOB	Greece
		300-450	4.80	6.36 -		
		400-600	5.25	6.95 -		
		600-800	7.50	9.93 +		
		800-1000	9.40	12.45 =		
		> 1000	9.95	13.18 =		
	200-300 gr/pc	300-450	3.60	4.77 -	Italy CIF	
		450-600	5.00	6.62 -		
		600-800	5.45	7.22 -		
		800-1000	7.70	10.20 +		
		> 1000	9.60	12.72 =		
	200-300 gr/pc	300-450	10.15	13.44 =	France CIF	
		450-600	3.65	4.83 -		
		600-800	5.05	6.69 -		
		800-1000	5.50	7.29 -		
> 1000		7.75	10.27 +			
			9.65	12.78 =		
			10.20	13.51 =		

Fish Species Trade Name	Product Form	Grading	Price per kg		Reference & Area	Origin
			As stated	EUR USD		
SEABASS/SEABREAM/MEAGRE (cont.)						September 2013
Seabass/Bar, Loup/Lubina <i>Dicentrarchus labrax</i>	Fresh - whole farmed	200-300 gr/pc	3.64	4.82 -	Spain CIF	Greece
		300-450	5.04	6.68 -		
		450-600	5.49	7.27 -		
		600-800	7.74	10.25 +		
		800-1000	9.64	12.77 =		
		> 1000	10.19	13.50 =		
		200-300 gr/pc	3.67	4.86 -	Germany CIF	
		300-450	5.07	6.72 -		
		450-600	5.52	7.31 -		
		600-800	7.77	10.29 +		
		800-1000	9.67	12.81 =		
		> 1000	10.22	13.54 =		
		200-300 gr/pc	3.65	4.83 -	Portugal CIF	
		300-450	5.05	6.69 -		
		450-600	5.50	7.29 -		
600-800	7.75	10.27 +				
800-1000	9.65	12.78 =				
> 1000	10.20	13.51 =				
200-300 gr/pc	3.83	5.07 -	UK CIF			
300-450	5.23	6.93 -				
450-600	5.68	7.52 -				
600-800	7.93	10.50 +				
800-1000	9.83	13.02 =				
> 1000	10.38	13.75 =				
200-300 gr/pc	3.40	4.50 -	Greece EXW for Eastern Europe			
300-400	4.80	6.36 -				
400-600	5.50	7.29 -				
600-800	8.10	10.73 +				
800-1000	na					
> 1000	na					
Fresh - whole - wild Mediterranean	600-800	12.00	15.90 +	Italy CPT	Egypt	
	1000-2000	13.00	17.22 +			
	> 2000	13.00	17.22 +			
Fresh - whole - wild - Atlantic	800-1000 gr/pc	21.75	28.81 +		Portugal	
	1000-2000	21.75	28.81 +			
	> 2000	22.80	30.20 +			
Gilthead seabream/ Dorade royale/Dorada <i>Sparus aurata</i>	Fresh - whole farmed	200-300 gr/pc	3.35	4.44 +	Greece FOB	Greece
		300-450	3.73	4.93 -		
		450-600	4.18	5.53 -		
		600-800	5.48	7.25 +		
		800-1000	7.90	10.46 +		
		> 1000	8.50	11.26 -		
		200-300 gr/pc	3.55	4.70 +	Italy CIF	
		300-450	3.93	5.20 -		
		450-600	4.38	5.80 -		
		600-800	5.68	7.52 +		
	800-1000	8.10	10.73 +			
	> 1000	8.70	11.52 -			

Fish Species Trade Name	Product Form	Grading	Price per kg		Reference & Area	Origin	
			As stated	EUR			USD
SEABASS/SEABREAM/MEAGRE (cont.)						September 2013	
Gilthead seabream/ Dorade royale/Dorada <i>Sparus aurata</i>	Fresh - whole farmed	200-300 gr/pc	3.60	4.77	+	France CIF	Greece
		300-450	3.98	5.27	-		
		450-600	4.43	5.86	-		
		600-800	5.73	7.58	+		
		800-1000	8.15	10.80	+		
		> 1000	8.75	11.59	-		
		200-300 gr/pc	3.59	4.76	+	Spain CIF	
		300-450	3.97	5.25	-		
		450-600	4.42	5.85	-		
		600-800	5.72	7.57	+		
		800-1000	8.14	10.78	+		
		> 1000	8.74	11.58	-		
		200-300 gr/pc	3.62	4.80	+	Germany CIF	
		300-450	4.00	5.29	-		
		450-600	4.45	5.89	-		
		600-800	5.75	7.61	+		
		800-1000	8.17	10.82	+		
		> 1000	8.77	11.62	-		
	200-300 gr/pc	3.60	4.77	+	Portugal CIF		
	300-450	3.98	5.27	-			
	450-600	4.43	5.86	-			
600-800	5.73	7.58	+				
800-1000	8.15	10.80	+				
> 1000	8.75	11.59	-				
200-300 gr/pc	3.78	5.01	+	UK CIF			
300-450	4.16	5.50	-				
450-600	4.61	6.10	-				
600-800	5.91	7.82	+				
800-1000	8.33	11.03	+				
> 1000	8.93	11.83	-				
200-300 gr/pc	3.40	4.50	-	Greece EXW for Eastern Europe			
300-400	3.70	4.90	-				
400-600	4.25	5.63	-				
600-800	5.80	7.68	+				
800-1000	na						
> 1000	na						
Fresh - whole - wild Atlantic	800-1000 gr/pc	17.18	22.76	+	Italy FCA	Morocco	
	1000-2000	18.34	24.29	-			
	> 2000	15.89	21.05	+			
Mediterranean	600-800 gr/pc	11.00	14.57	-	CPT	Egypt	
	800-1000	11.00	14.57	-			
Meagre/Maigre commun/Corvina <i>Argyrosomus regius</i>	Whole - wild	800-1000 gr/pc	7.00	9.27	+	CPT	Egypt
		1000-2000	6.85	9.07	+		
		2000-4000	6.85	9.07	+		
		3000-5000	7.00	9.27	-		
	farmed	800-1000 gr/pc	5.47	7.25	+	FCA	Greece
		1000-1200	5.80	7.68	-		
		1000-2000	6.05	8.01	+		
		> 2000	6.80	9.01	-		
	> 2500	7.30	9.67	+			

The **European Fish Price Report** is a monthly GLOBEFISH publication,
prepared by Karine Boisset and Hilary Cochrane (contribution from Felix Dent in this month's issue)

It can be ordered from the **FISH INFONetwork**:

FAO GLOBEFISH (Network coordinator) Viale delle Terme di Caracalla 00153 Rome - Italy Tel: (39) 06 57055188 Fax: (39) 06 57053020 E-mail: globefish@fao.org Web site: www.globefish.org	INFOPECSA (Latin America) Julio Herrera y Obes 1296 11200 Montevideo - Uruguay Tel: (598) 2 9028701 Fax: (598) 2 9030501 E-mail: infopesca@infopesca.org Web site: www.infopesca.org	EUROFISH (Central and Eastern Europe) H.C. Andersens Blvd 44-46 1553 Copenhagen - Denmark Tel: (45) 33377755 Fax: (45) 33377756 E-mail: info@eurofish.dk Web site: www.eurofish.dk	INFOFISH (Asia/Pacific) 1st Floor, Wisma LKIM Jalan Desaria - Pulau Meranti 47120 Puchong, Selangor DE Malaysia Tel: (603) 80649498/80649298 Fax: (603) 2078 6804 E-mail: info@infofish.org Web site: www.infofish.org
INFOPECHE (Africa) Tour C, 19ème étage, Cité Administrative Abidjan 01 - Côte d'Ivoire Tel: (225) 20228980 Fax: (225) 20218054 E-mail: infopeche@aviso.ci Web site: www.infopeche.ci	INFOYU (China) Room 514, Nongfeng Building No. 96 East Third Ring Road Chaoyang District Beijing 100122 - P.R. China Tel: (86-10) 59199614 Fax: (86-10) 59199614 E-mail: infoyu@agri.gov.cn Web site: www.infoyu.net	INFOSAMAK (Arab Region) 71 blvd Rahal El Meskini Casablanca 20 000 - Morocco Tel: (212) 522540856 Fax: (212) 522540855 E-mail: infosamak@infosamak.org Web site : www.infosamak.org	INFOSA - sub-office INFOPECHE (Southern Africa) 89, John Meinert Street- West Windhoek -Namibia Tel: (264) 61279430 Fax: (264) 61279434 E-mail: infosa@infosa.org.na Web site: www.infosa.org.na

PRICE REFERENCE (INCOTERMS 2010)

EXW	ex works
FCA	free carrier
FAS	free alongside ship
FOB	free on board
CFR	cost and freight
CIF	cost, insurance and freight
CPT	carriage paid to
CIP	carriage and insurance paid to
DDP	delivered duty paid
DAT (new)	delivered at terminal
DAP (new)	delivered at place
(DAF, DES, DEQ and DDU have been cancelled)	

PRODUCT FORM

IQF	individually quick frozen
IWP	individually wrapped pack
PBI	pinbone in
PBO	pinbone off
C&P	cooked and peeled
H&G	headed and gutted
FAS	frozen at sea
PD	peeled and deveined
PUD	peeled, undeveined

SYMBOLS

	Price increased in original currency since last report
-	Price decreased in original currency since last report
=	Updated but unchanged price
*	New insertion
	Not updated since last issue

CURRENCY RATES

		USD	EUR
Canada	CAD	1.04	1.37
Hungary	HUF	226.72	300.32
Norway	NOK	6.03	7.99
USA	USD		1.32
EU	EUR	0.75	
Denmark	DKK	5.63	7.46

Exchange Rates: 10/09/13

GLOBEFISH Market Reports
are available from the **GLOBEFISH web site: www.globefish.org**

Shrimp
Tuna
Salmon
Groundfish
Cephalopods
Fish Oil and Fishmeal
Small Pelagics
Bivalves
Freshwater
Seabass and Seabream



GLOBEFISH

Food and Agriculture Organization of the United Nations
Fish Products and Industry Division
Viale delle Terme di Caracalla
00153 Rome, Italy
Tel: +3906 570 53288
Fax: +3906 570 53020
www.globefish.org