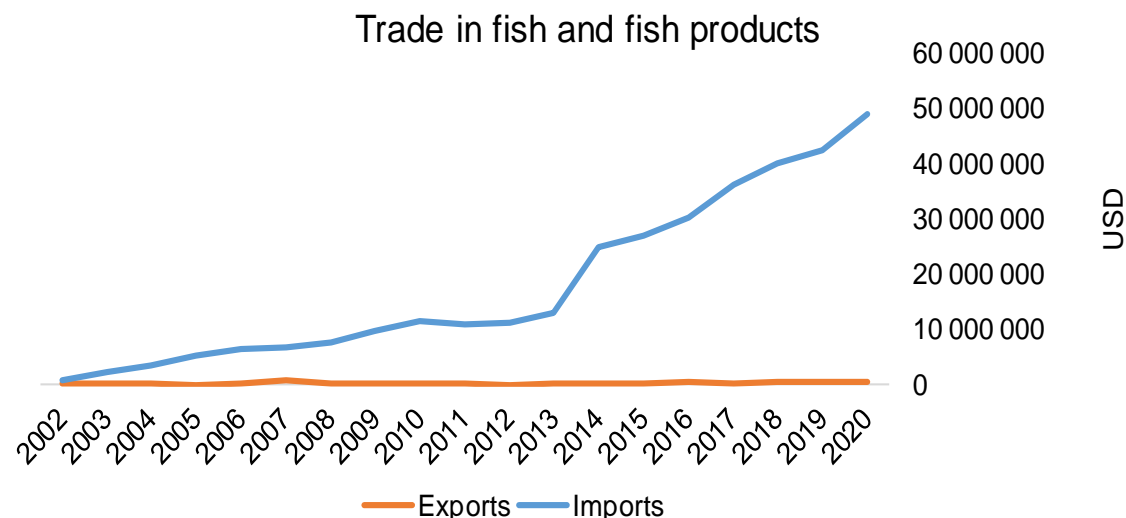




COUNTRY BRIEF

Population	Ease of doing business rank
20 249 000	148th
Length of coastline	EEZ/EFZ
N/A	N/A
Average GDP growth	GDP per capita
4.92%	USD 900



GDP from fisheries

2.35%

Fish available for consumption

9.3 kg/capita

Imports of fish and fish products - 2020

USD 49 008 920

Agricultural GDP from fisheries

N/A

Fisheries and aquaculture production

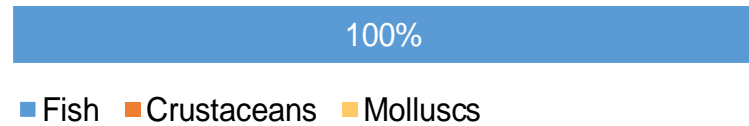
Total	125 376 tonnes
Fisheries	94%
Aquaculture	6%

Exports of fish and fish products - 2020

USD 416 380

Production and Trade Breakdown

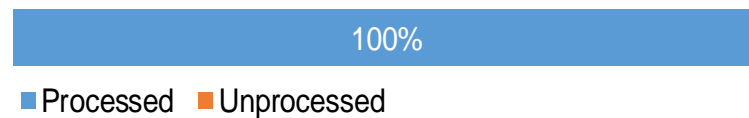
Production by volume



Imports by value



Exports by value



Production - Top 10 Species (Volume)

Rank	Species	Volume (Tonnes)
1 st	Nile tilapia	41 361
2 nd	North African catfish	33 362
3 rd	Freshwater fishes nei	22 328
4 th	Elephantsnout fishes nei	7 589
5 th	Nile perch	5 986
6 th	Characins nei	5 502
7 th	Black catfishes nei	4 304
8 th	Upsidedown catfishes	3 681
9 th	African bonytongue	1 263

Imports - Top 10 Products (Value)

			USD
1 st	Fish, other than species in 0303	frozen; excluding fillets, livers and roes HS 0303.89	14 769 430
2 nd	Flat fish	frozen; excluding fillets, livers and roes HS 0303.39	10 042 310
3 rd	Jack, horse mackerel	frozen; excluding fillets, livers and roes HS 0303.55	7 484 390
4 th	Sardines, sardinella, brisling or sprats	prepared or preserved; whole or in pieces HS 1604.13	3 248 980
5 th	Tilapias	frozen; excluding fillets, livers and roes HS 0303.23	3 014 690
6 th	Pacific salmon	frozen; excluding fillets, livers and roes HS 0303.12	3 009 090
7 th	Fish, other than species in 1604	prepared or preserved; whole or in pieces HS 1604.19	2 117 980
8 th	Fish, other than species in 0303.5	frozen; excluding fillets, livers and roes HS 0303.59	1 127 530
9 th	Shrimps, prawns	frozen HS 0306.17	1 026 440
10 th	Mackerel	frozen; excluding fillets, livers and roes HS 0303.54	914 850

Exports - Top 10 Products (Value)


			USD
1 st	Fish, other than species in 0305.4	smoked, including fillets HS 0305.49	345 000
2 nd	Fish, other than species in 0304.5	fresh or chilled meat; excluding fillets, livers, roes HS 0304.59	47 150
3 rd	Sea cucumbers	dried, smoked, salted or in brine or smoked HS 0308.19	9 830
4 th	Flours, meals, pellets. Unfit for human consumption	from fish or aquatic invertebrates HS 2301.20	6 880
5 th	Sardines, sardinella, brisling or sprats	prepared or preserved; whole or in pieces HS 1604.13	5 760
6 th	Fish	dried, whether or not salted; not smoked HS 0305.59	650
7 th	Herrings	salted or in brine, not dried or smoked HS 0305.61	390
8 th	Fish	frozen; excluding fillets, livers and roes HS 0303.69	170
9 th	Fish	fresh or chilled; excluding fillets, livers and roes HS 0302.59	160
10 th	Trout	fresh or chilled; excluding fillets, livers and roes HS 0302.11	150

Established in 1984, GLOBEFISH is a multi-donor funded project in the Fisheries Division of the Food and Agriculture Organization of the United Nations (FAO), responsible for providing up-to-date market and trade information on fish and fish products.

[Visit our website](#)

[Subscribe to our newsletter](#) or [email us](#)

Recent Publications



[Globefish Highlights](#)

Our flagship publication, focused on prices and analysis of market trends covering a variety of major commodities. Released quarterly.



[Chinese Fish Price Report](#)

Comprehensive coverage of Chinese price trends, market information for commercially significant species, along with industry news and policy updates. Released quarterly.



[European Price Report](#)

Market and price analysis for fish and fish products in the European market. Released monthly.



This is the second edition of the GLOBEFISH Market Profiles produced for this country, and was made at the beginning of 2023.

These profiles are based on nationally reported data or information published by international agencies. As the profile is intended to reflect the most up to date information available, reporting years may vary between sections and commodities.

The designations employed and the presentation of material in this information product do not imply the expression of any opinion whatsoever on the part of FAO concerning the legal or constitutional status of any country, territory or sea area, or the delimitation of frontiers or boundaries.

The data herein presented is compiled by FAO staff at the time of its production, "as is" and "as available", and every effort is made to ensure, but not guarantee, their timeliness, accuracy and completeness. FAO assumes no responsibility for errors and omissions in the data provided. Users are, however, kindly asked to report any errors or deficiencies in this product to FAO GLOBEFISH (globefish@fao.org).

Please note

Re-exports and re-imports are not included. The term N/A has been used to indicate that information was not found in the indicated sources. The classification of fish and fish products as either processed or unprocessed is very broad and is intended for indicative purposes only.

[HS codes for fish and fish products](#)

International trade codes for fish and fish products in a user friendly format.



Sources and time periods:

-Fishing and aquaculture production (2020):
FAO's [Global Fishery and Aquaculture Production Statistics](#)

-Fish available for consumption (2017):
FAO's [Fishery and Aquaculture Statistics 2019](#)

-Population (2020), GDP Growth (2016-2020), GDP per Capita (2020):
IMF's [World Economic Outlook Databases](#)

-Imports, Exports and Share of Trade (2020):
FAO's [Global Fishery and Aquaculture Commodities Statistics](#)

-GDP, GDP from fisheries, GDP from agriculture (2020):
World Bank's [World Development Indicators](#),
OECD's [National Accounts Statistics](#) or
UNSD's [National Accounts](#)

-Ease of doing business (2020):
World Bank's [Ease of Doing Business](#) ranking

-Length of Coastline, Exclusive Economic Zone, Exclusive Fishing Zone (2003):
UNEP's [Global Environment Outlook](#)

[GLOBEFISH](#)

Explore more market information on the GLOBEFISH website



[European Price Dashboard](#)

Hundreds of prices, updated every Monday

