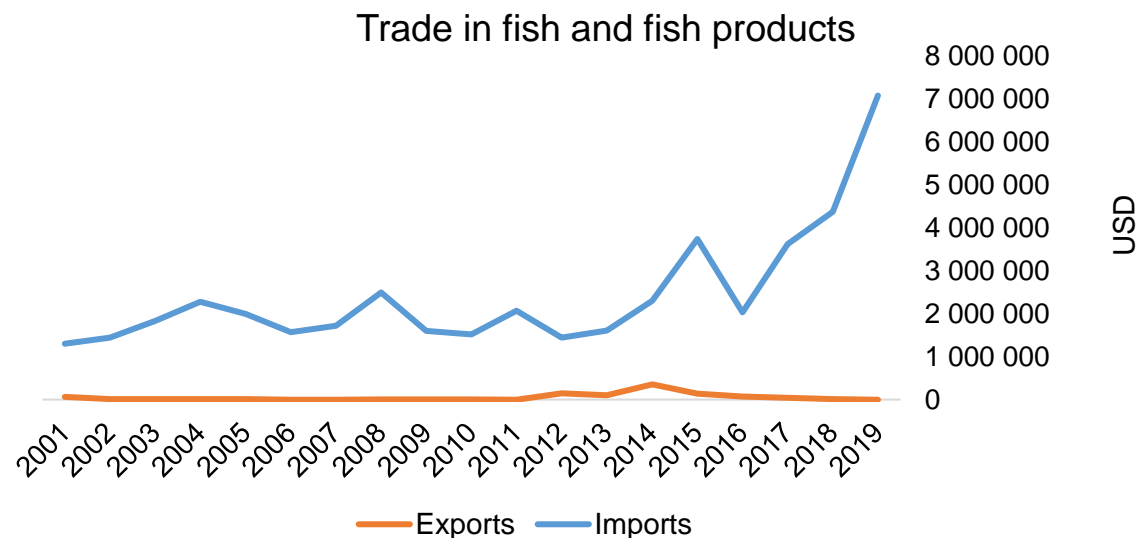




COUNTRY BRIEF

Population	Ease of doing business rank
7 169 000	152nd
Length of coastline	EEZ/EFZ
N/A	N/A
Average GDP growth	GDP per capita
N/A	USD 2 614



GDP from fisheries

N/A

Fish available for consumption

25.3 kg/capita

Imports of fish and fish products - 2019

USD 7 070 780

Agricultural GDP from fisheries

N/A

Fisheries and aquaculture production

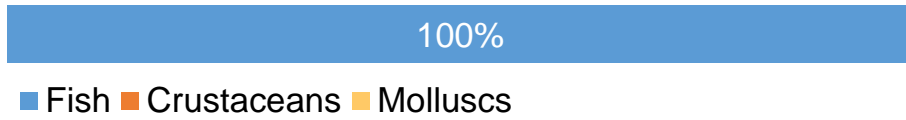
Total	187 702 tonnes
Fisheries	34%
Aquaculture	66%

Exports of fish and fish products - 2019


N/A

Production and Trade Breakdown

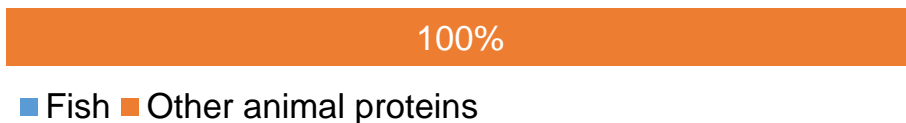
Production by volume



Imports by value



Exports by value



Production - Top 10 Species (Volume)

Rank	Species	Volume (Tonnes)
1 st	Freshwater fishes nei	58 939
2 nd	Nile tilapia	36 200
3 rd	Cyprinids nei	10 312
4 th	Silver carp	10 200
5 th	Bighead carp	9 600
6 th	Silver barb	8 800
7 th	Common carp	7 600
8 th	Roho labeo	7 400
9 th	Catla	7 400
10 th	Grass carp (White amur)	7 200

Imports - Top 10 Products (Value)


			USD
1 st	Sardines, sardinella, brisling or sprats	prepared or preserved; whole or in pieces HS 1604.13	1 629 960
2 nd	Mackerel	prepared or preserved; whole or in pieces HS 1604.15	1 238 250
3 rd	Flours, meals, pellets. Unfit for human consumption	from fish or aquatic invertebrates HS 2301.20	937 020
4 th	Fish, other than species in 0303	frozen; excluding fillets, livers and roes HS 0303.89	464 640
5 th	Flours, meals, pellets	from fish, fit for human consumption HS 0305.10	408 090
6 th	Fish fats or oils and fractions thereof	not chemically modified or from fish-livers HS 1504.20	263 440
7 th	Shrimps, prawns	frozen HS 0306.17	262 120
8 th	Shrimps, prawns	prepared or preserved, not in airtight containers HS 1605.21	250 610
9 th	Octopus	live, fresh or chilled HS 0307.51	237 570
10 th	Tunas	fresh or chilled; excluding fillets, livers and roes HS 0302.39	115 800

Established in 1984, GLOBEFISH is a multi-donor funded project in the Fisheries Division of the Food and Agriculture Organization of the United Nations (FAO), responsible for providing up-to-date market and trade information on fish and fish products.

[Visit our website](#)

[Subscribe to our newsletter](#) or [email us](#)

Recent Publications



[Globefish Highlights](#)

Our flagship publication, focused on prices and analysis of market trends covering a variety of major commodities. Released quarterly.



[Chinese Fish Price Report](#)

Comprehensive coverage of Chinese price trends, market information for commercially significant species, along with industry news and policy updates. Released quarterly.



[European Price Report](#)

Market and price analysis for fish and fish products in the European market. Released monthly.



This is the second edition of the GLOBEFISH Market Profiles produced for this country, and was made at the beginning of 2022.

These profiles are based on nationally reported data or information published by international agencies. As the profile is intended to reflect the most up to date information available, reporting years may vary between sections and commodities.

The designations employed and the presentation of material in this information product do not imply the expression of any opinion whatsoever on the part of FAO concerning the legal or constitutional status of any country, territory or sea area, or the delimitation of frontiers or boundaries.

The data herein presented is compiled by FAO staff at the time of its production, "as is" and "as available", and every effort is made to ensure, but not guarantee, their timeliness, accuracy and completeness. FAO assumes no responsibility for errors and omissions in the data provided. Users are, however, kindly asked to report any errors or deficiencies in this product to FAO GLOBEFISH (globefish@fao.org).

Please note

Re-exports and re-imports are not included.

The term N/A has been used to indicate that information was not found in the indicated sources. The classification of fish and fish products as either processed or unprocessed is very broad, and is intended for indicative purposes only.

[HS codes for fish and fish products](#)

International trade codes for fish and fish products in a user friendly format.



Sources and time periods:

-Fishing and aquaculture production (2019):
FAO's [Global Fishery and Aquaculture Production Statistics](#)

-Fish available for consumption (2017):
FAO's [Fishery and Aquaculture Statistics 2019](#)

-Population (2019), GDP Growth (2015-2019), GDP per Capita (2019):
IMF's [World Economic Outlook Databases](#)

-Imports, Exports and Share of Trade (2000-2019):
FAO's [Global Fishery and Aquaculture Commodities Statistics](#)

-GDP, GDP from fisheries, GDP from agriculture (2019):
World Bank's [World Development Indicators](#),
OECD's [National Accounts Statistics](#) or
UNSD's [National Accounts](#)

-Ease of doing business (2019):
World Bank's [Ease of Doing Business](#) ranking

-Length of Coastline, Exclusive Economic Zone, Exclusive Fishing Zone (2003):
UNEP's [Global Environment Outlook](#)

[GLOBEFISH](#)

Explore more market information on the GLOBEFISH website



[GLOBEFISH on ISSUU](#)

Read GLOBEFISH publications on ISSUU

