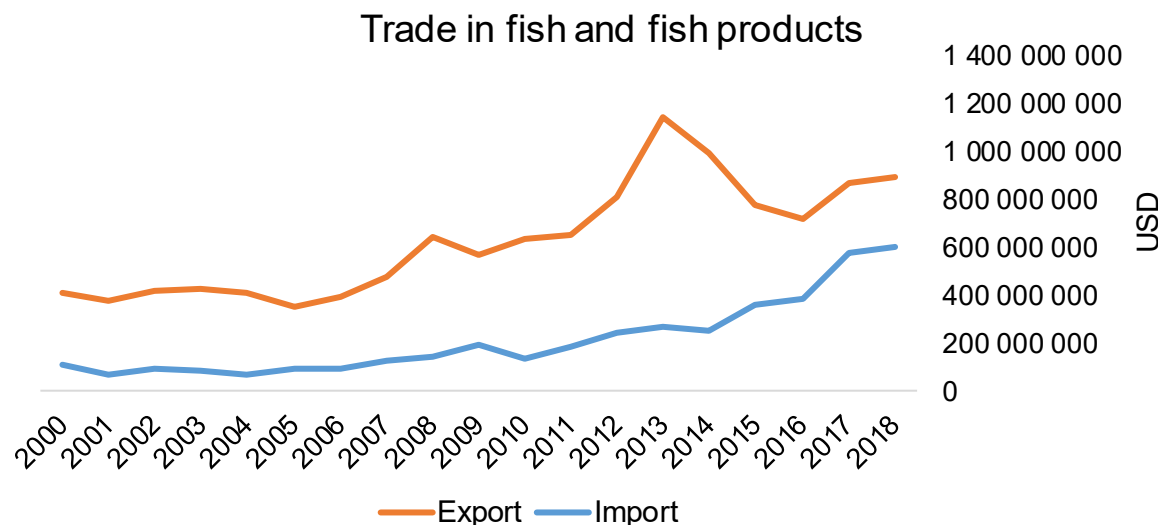




## COUNTRY BRIEF

Population	Ease of doing business rank
105 172 930	118th
Length of coastline	Exclusive economic zone
33 900 km	293 808 km <sup>2</sup>
Average GDP growth	GDP per capita
8.73%	USD 3 103



GDP from fisheries

1.22%

Fish available for consumption

26.2 kg/capita

Imports of fish and fish products - 2018

USD 600 205 000

Agricultural GDP from fisheries

14.67%

Fisheries and aquaculture production

Total 2 875 632 tonnes

Fisheries 71%

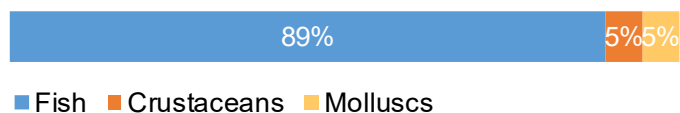
Aquaculture 29%

Exports of fish and fish products - 2018

USD 895 069 000

## Production and Trade Breakdown

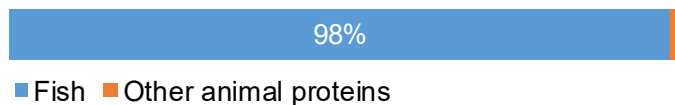
### Production by volume



### Imports by value



### Exports by value



## Production - Top 10 Species (Volume)

Rank	Species	Volume (Tonnes)
1 <sup>st</sup>	Milkfish	400 329
2 <sup>nd</sup>	Bali sardinella	259 134
3 <sup>rd</sup>	Skipjack tuna	258 375
4 <sup>th</sup>	Scads nei	176 988
5 <sup>th</sup>	Nile tilapia	172 531
6 <sup>th</sup>	Tilapias nei	148 546
7 <sup>th</sup>	Frigate and bullet tunas	111 916
8 <sup>th</sup>	Bigeye scad	110 925
9 <sup>th</sup>	Yellowfin tuna	94 437
10 <sup>th</sup>	Sardinellas nei	91 696

## Imports - Top 10 Products (Value)

			USD
1 <sup>st</sup>	Mackerel	frozen; excluding fillets, livers and roes HS 0303.54	125 387 000
2 <sup>nd</sup>	Skipjack, stripe-bellied bonito	frozen; excluding fillets, livers and roes HS 0303.43	106 676 000
3 <sup>rd</sup>	Yellowfin tunas	frozen; excluding fillets, livers and roes HS 0303.42	103 029 000
4 <sup>th</sup>	Molluscs	frozen HS 0307.92	50 473 000
5 <sup>th</sup>	Catfish	frozen fillets HS 0304.62	42 299 000
6 <sup>th</sup>	Shrimps, prawns	frozen HS 0306.17	29 012 000
7 <sup>th</sup>	Atlantic, Danube salmon	frozen; excluding fillets, livers and roes HS 0303.13	21 188 000
8 <sup>th</sup>	Fish, other than species in 0303	frozen; excluding fillets, livers and roes HS 0303.89	19 821 000
9 <sup>th</sup>	Fish	prepared or preserved HS 1604.20	15 654 000
10 <sup>th</sup>	Fish, other than species in 0304	frozen meat; excluding fillets, livers and roes HS 0304.99	12 542 000

## Exports - Top 10 Products (Value)

			USD
1 <sup>st</sup>	Tunas, skipjack, bonito	prepared or preserved; whole or in pieces HS 1604.14	353 022 000
2 <sup>nd</sup>	Yellowfin tunas	frozen; excluding fillets, livers and roes HS 0303.42	83 474 000
3 <sup>rd</sup>	Crab	prepared or preserved HS 1605.10	77 863 000
4 <sup>th</sup>	Crabs	live, fresh or chilled HS 0306.33	53 842 000
5 <sup>th</sup>	Shrimps, prawns	frozen HS 0306.17	33 257 000
6 <sup>th</sup>	Fish	live HS 0301.99	32 062 000
7 <sup>th</sup>	Octopus	frozen HS 0307.52	30 183 000
8 <sup>th</sup>	Sardines, sardinella, brisling or sprats	prepared or preserved; whole or in pieces HS 1604.13	23 510 000
9 <sup>th</sup>	Eels	live HS 0301.92	23 273 000
10 <sup>th</sup>	Tunas, skipjack, stripe-bellied bonito	frozen fillets HS 0304.87	20 532 000

# A GLOBEFISH Product

# Information, Disclaimer


# Sources

Established in 1984, GLOBEFISH is a multi-donor funded project in the Fisheries Division of the Food and Agriculture Organization of the United Nations (FAO), responsible for providing up-to-date market and trade information on fish and fish products.

[Visit our website](#)

[Subscribe to our newsletter](#) or [email us](#)

## Recent Publications



### [Globefish Highlights, 1/2021](#)

Our flagship publication, focused on prices and analysis of market trends covering a variety of major commodities. Released quarterly.



### [Chinese Fish Price Report, 3/2020](#)

Comprehensive coverage of Chinese price trends, market information for commercially significant species, along with industry news and policy updates. Released quarterly.



### [European Price Report, 4/2021](#)

Market and price analysis for fish and fish products in the European market. Released monthly.



This is the first edition of the GLOBEFISH Market Profiles produced for this country, and was made at the beginning of 2021.

These profiles are based on nationally reported data or information published by international agencies. As the profile is intended to reflect the most up to date information available, reporting years may vary between sections and commodities.

The designations employed and the presentation of material in this information product do not imply the expression of any opinion whatsoever on the part of FAO concerning the legal or constitutional status of any country, territory or sea area, or the delimitation of frontiers or boundaries.

The data herein presented is compiled by FAO staff at the time of its production, "as is" and "as available," and every effort is made to ensure, but not guarantee, their timeliness, accuracy and completeness. FAO assumes no responsibility for errors and omissions in the data provided. Users are, however, kindly asked to report any errors or deficiencies in this product to FAO GLOBEFISH ([globefish@fao.org](mailto:globefish@fao.org)).

### **Please note**

Re-exports and re-imports are not included.

The term N/A has been used to indicate that information was not found in the indicated sources. The classification of fish and fish products as either processed or unprocessed is very broad, and is intended for indicative purposes only.

### [HS codes for fish and fish products](#)

International trade codes for fish and fish products in a user friendly format.



Sources and time periods:

-Fishing and aquaculture production (2018):  
FAO's [Global Fishery and Aquaculture Production Statistics](#)

-Fish available for consumption (2017):  
FAO's [Fishery and Aquaculture Statistics 2016](#)

-Population (2018), GDP Growth (2013-2018), GDP per Capita (2018):  
IMF's [World Economic Outlook Databases](#)

-Imports, Exports and Share of Trade (2000-2018):  
FAO's [Global Fishery and Aquaculture Commodities Statistics](#)

-GDP, GDP from fisheries, GDP from agriculture (2018):  
World Bank's [World Development Indicators](#),  
OECD's [National Accounts Statistics](#) or  
UNSD's [National Accounts](#)

-Ease of doing business (2018):  
World Bank's [Ease of Doing Business](#) ranking

-Length of Coastline, Exclusive Economic Zone, Exclusive Fishing Zone (2003):  
UNEP's [Global Environment Outlook](#)

### [GLOBEFISH](#)

Explore more market information on the GLOBEFISH website



### [GLOBEFISH on ISSUU](#)

Read GLOBEFISH publications on ISSUU

