



EUFMD

EUROPEAN COMMISSION FOR THE CONTROL OF FOOT-AND-MOUTH DISEASE



eofmd
e-Learning



III
3 PILLARS OF
the EuFMD



Current confidence in FMD freedom

Results of the THRACE surveillance programme

EuFMD

Management Meeting, Sofia, 2017



Background

High-risk area for the introduction of exotic diseases into Europe

Current objectives of surveillance:

- increase confidence of freedom
- increase the likelihood of early detection of incursion





Surveillance for Thrace region

Ongoing surveillance activities

- Passive farmer reporting
- Abattoir surveillance
- Clinical examination
- Serosurveys



Confidence of freedom

Contributing factors:

- Surveillance sensitivity
- Multiple surveillance activities
- Accumulation of historical evidence over time
- Risk of introduction of disease over time



Database

Files

✓ Bulgaria THRACE Ma...

✓ Greece THRACE Mas...

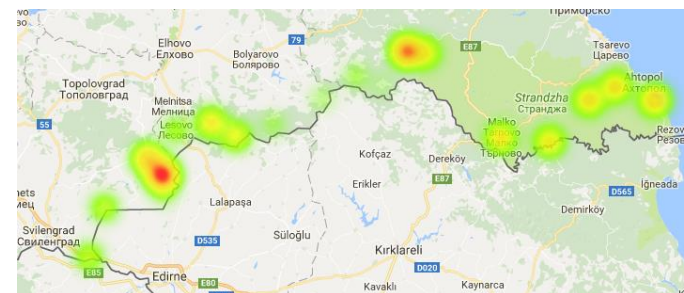
✓ THRACE all epinits

✓ THRACE epinits exa...

W THRACE Operational ...

✓ tna_for_google

✓ Turkey THRACE Mas...



Bulgaria THRACE Master Database

Copied at Wed Dec 30 05:01:55 PST 2015 from <http://www.google.com/fusiontables/DataSource?do...> more >>
Edited at 01:32

Share

File Edit Tools Help Rows 1 Cards 1 Map 1

Filter No filters applied. Sorted by 'Date of inspection' Saved

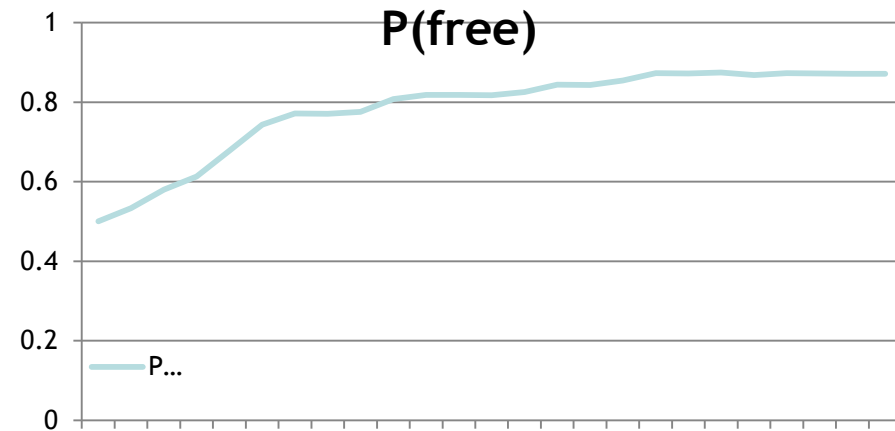
1-100 of 328

Date of inspection	Country	District	Village	Farm Latitude	Farm Longitude	Cattle	Sheep	Goats	Pigs	W Buffalo	Cattle clin exam	Cattle clin pos FMD	C...
2017-02-21	Bulgaria	Svilengrad	Kapitan Andreevo										
2017-02-20	Bulgaria	Malko Tarnovo	Slivarovo				41	40					
2017-02-16	Bulgaria	Topolovgrad	Filipovo (Topolovgrad)			206	32				51		
2017-02-16	Bulgaria	Topolovgrad	Prisadets			101		131			45		
2017-02-15	Bulgaria	Sredets	Belevren			160					50		
2017-02-14	Bulgaria	Elhovo	Lesovo			266	630	197		35	30		
2017-02-14	Bulgaria	Topolovgrad	Radovets			95	335	414			43		
2017-02-14	Bulgaria	Sredets	Gorno Yabalkovo			148	356	17			49		
2017-02-13	Bulgaria	Tsarevo	Brodilovo			101	178	63		10	45		



Model

Analysis of FMD surveillance data to demonstrate freedom from infection						
Parameters						
Design prevalence values						
Herd level design prevalence	0.02	P_{H1}				Key
Animal-level design prevalence	0.2	P_{A1}				User input
Probability of introduction						
Annual P(intro)	0.02	annually				Calculated value
Seasonal variation?	Yes					
Unadjusted monthly P(intro)	0.0017	monthly				
Monthly relative risk scores	Score	Adjusted P(intro)				
1	1	0.0007				
2	1	0.0007				
3	1	0.0007				
4	1	0.0007				
5	1	0.0007				
6	1	0.0007				
7	1	0.0007				
8	20	0.0129				
9	1	0.0007				
10	1	0.0007				
11	1	0.0007				
12	1	0.0007				
Herd-level risk factor						
Risk factor name	Region	RR	PrP	AR	EPI	
High risk group	East	3	0.2	2.142857	0.042857	
Low risk group	West	1	0.8	0.714286	0.014286	
Prior probability of freedom						
	0.5	Prior P(free)				
Surveillance sensitivity						
Type	Combined Sensitivity					
Serosurvey	0.92					
Passive reporting	0.2					
Abattoir	0.3					
Surveillance type 4	0					
Surveillance type 5	0					
Surveillance type 6	0					

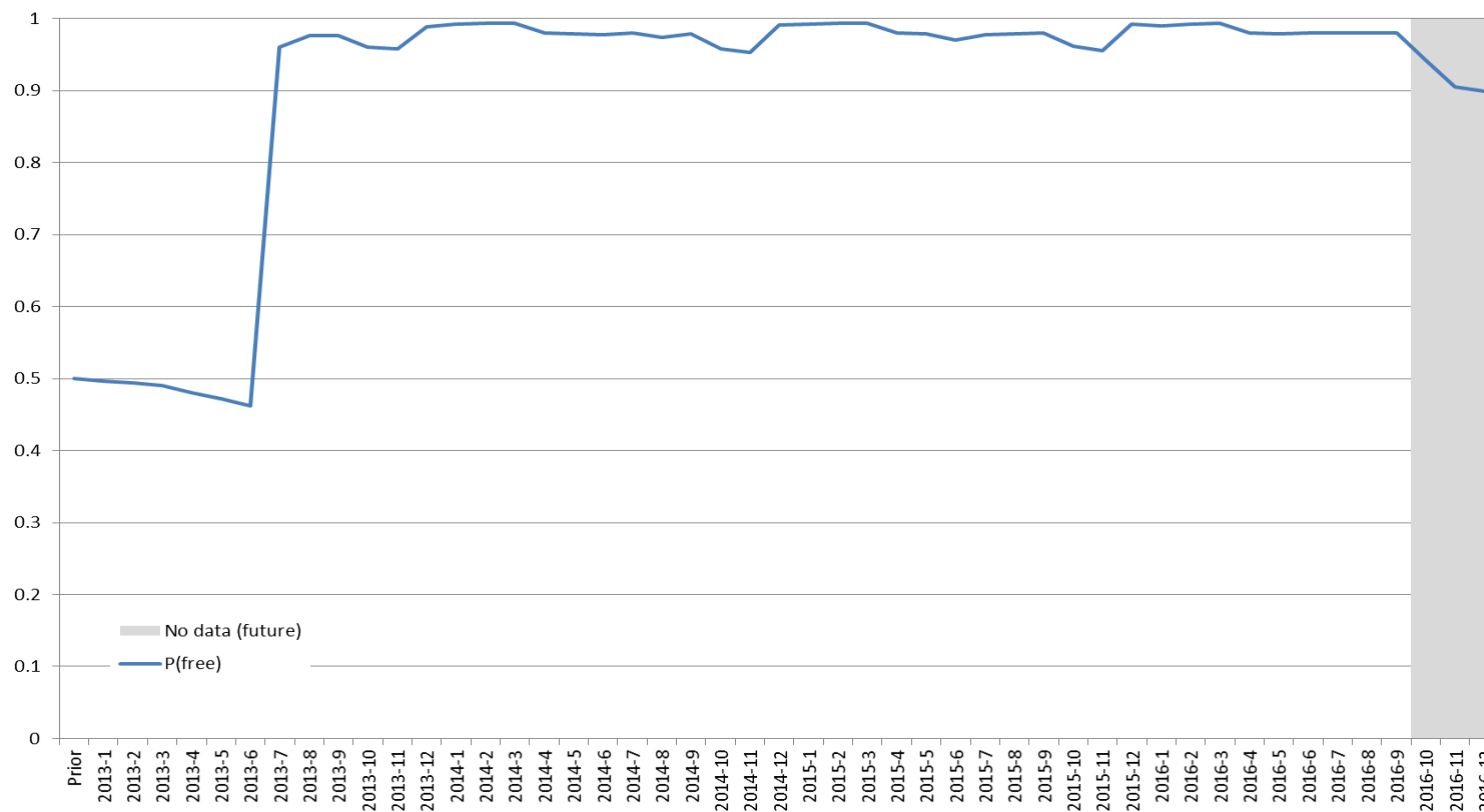




Greece

Confidence of freedom

JUL 16	0.98
AUG 16	0.96
SEP 16	0.95





Current comments/shortcomings

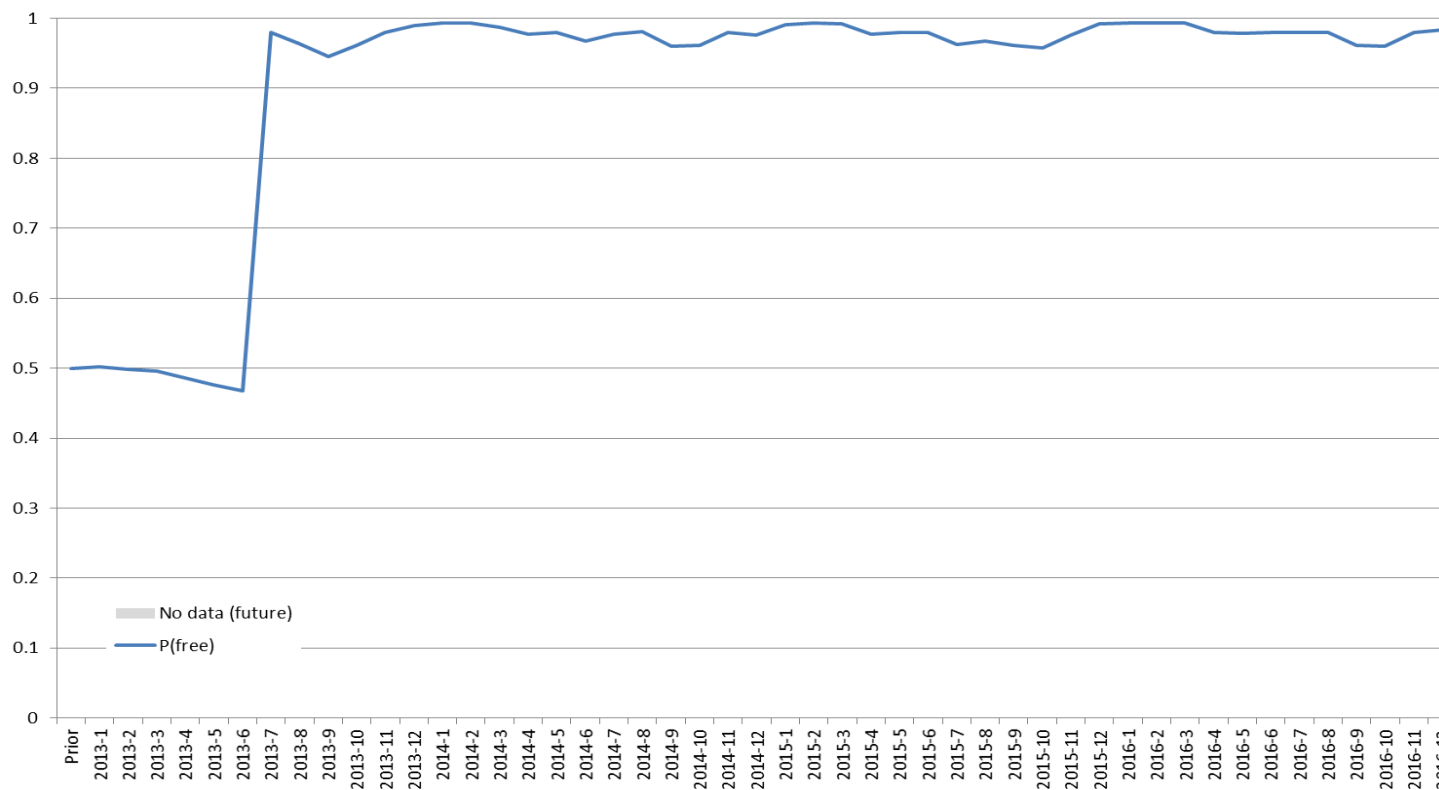
- Delays for the 4th cycle
- Data discrepancies between cycle reports and database:
 - a) Clinically examined
 - b) Serological samples (*below target)



Turkey

Confidence of freedom

JUL 16	0.98
AUG 16	0.98
SEP 16	0.96
OCT 16	0.96
NOV 16	0.97
DEC 16	0.98





Current comments/shortcomings

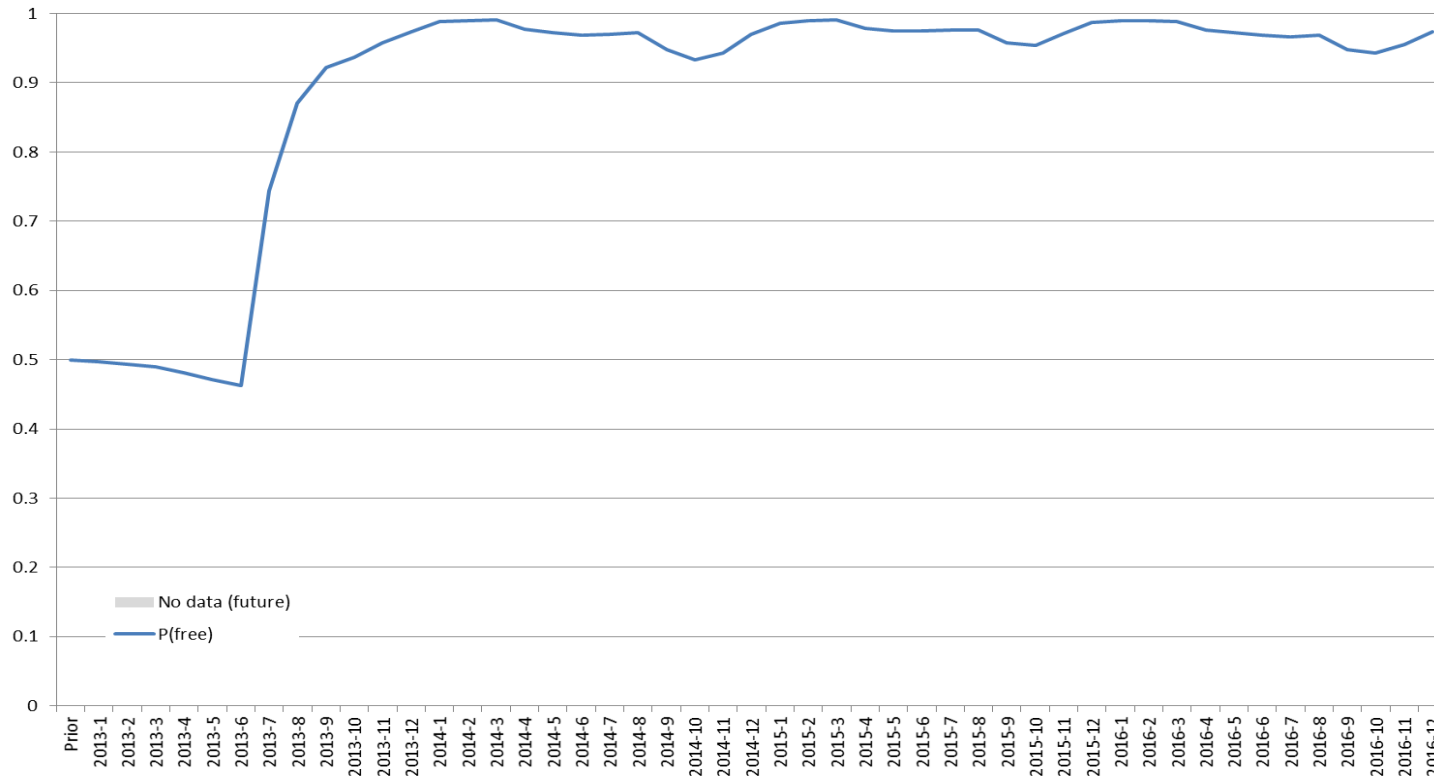
- Data discrepancies between cycle reports and database:
 - a) Clinically examined (*above target)
 - b) Serological samples (*below target)
- Clarification with number of epi-units (*breakdown?)



Bulgaria

Confidence of freedom

JUL 16	0.96
AUG 16	0.97
SEP 16	0.95
OCT 16	0.94
NOV 16	0.95
DEC 16	0.97





Current comments/shortcomings

- a) Serological samples (>90% target)
- b) Timing of reporting

*Surveillance coverage

